



CENTRAL TEXAS REGIONAL  
**MOBILITY AUTHORITY**

REGULAR MEETING OF THE

# BOARD OF DIRECTORS

---

*Our mission is to develop, deliver, operate and maintain high-quality roadways and related transportation solutions.*

**August 28, 2024**



CENTRAL TEXAS REGIONAL  
**MOBILITY AUTHORITY**

# **AGENDA**

## **ITEM #1**

---

Bobby Jenkins  
Chairman

# **Welcome and opportunity for public comment**



# **CONSENT AGENDA ITEMS #2-7**

---

Bobby Jenkins  
Chairman

2. Approve the minutes from the June 26, 2024 Regular Board Meeting
3. Prohibit the operation of certain vehicles on Mobility Authority toll facilities pursuant to the Habitual Violator Program
4. Approve an interlocal agreement with the Texas Department of Transportation to co-locate personnel at TxTag customer service centers
5. Approve the annual cybersecurity training compliance report for submittal to the Texas Department of Information Resources as required by Texas Government Code §2054.5191
6. Approve a contract with Nortex Concrete Lift and Stabilization Inc. for concrete slab lifting and stabilization on 290 Toll and 183A Toll
7. Approve the maximum speed limit on SH 71 Toll and corresponding amendments to Mobility Authority Policy Code §301.015



CENTRAL TEXAS REGIONAL  
**MOBILITY AUTHORITY**

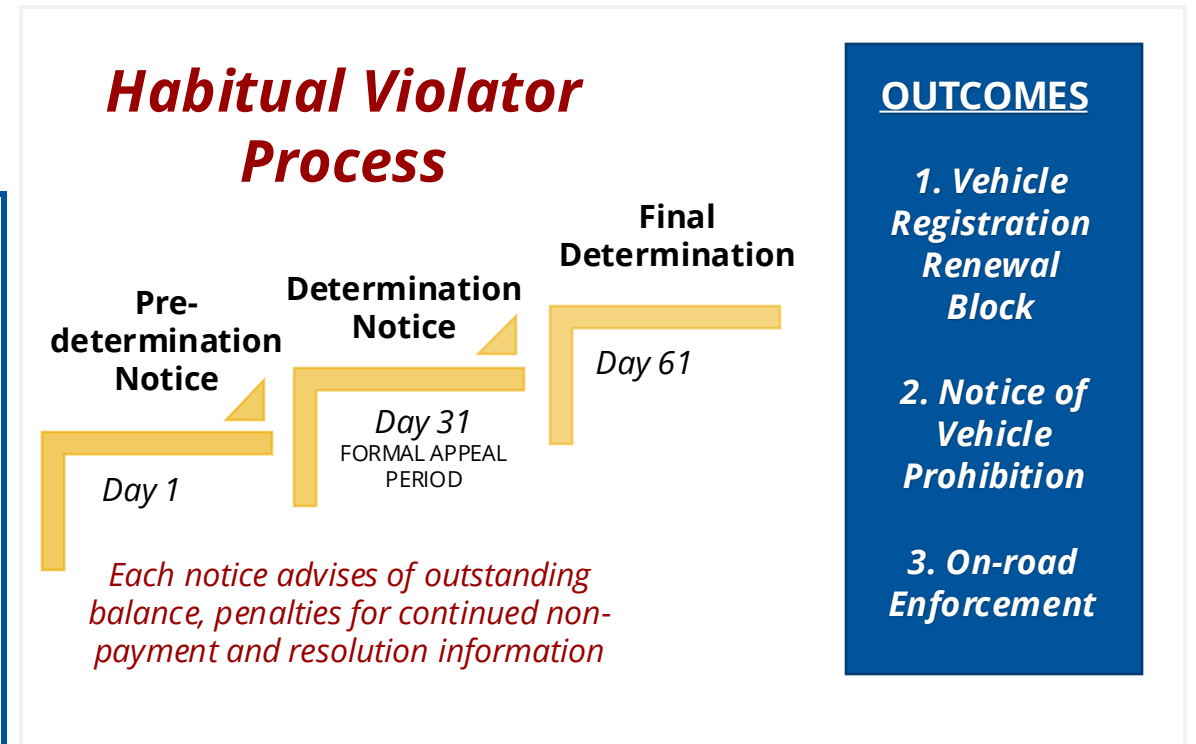
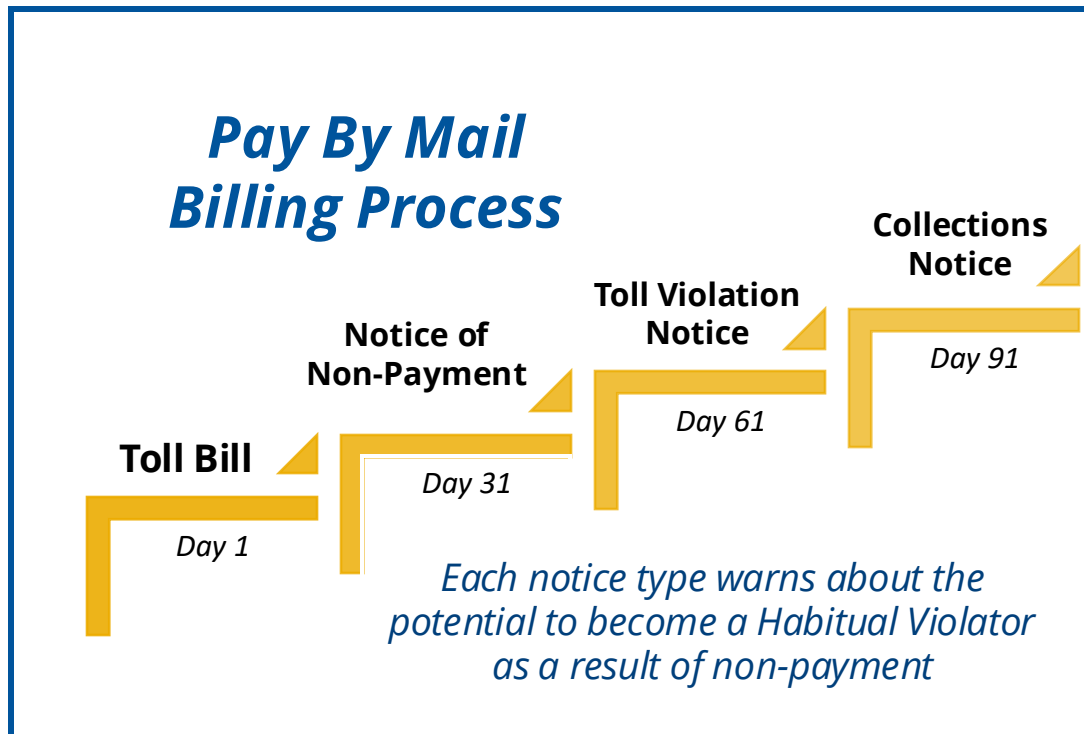
# **CONSENT AGENDA ITEM #3**

---

Tracie Brown  
Director of Operations

**Prohibit the operation of certain vehicles on Mobility Authority toll facilities pursuant to the Habitual Violator Program**

# Escalating Communications



# Mobility Authority Policy Codes



## Section 301.010(d-f): Customer Service & Violation Enforcement Policies

- Customers with 100 or more events non-payment within a period of one year and who have received at least two written notices of non-payment may be considered Habitual Violators. An event of non-payment is considered to be one unpaid toll transaction.
- Following a final determination that a registered owner with at least 100 unpaid toll violations within a year is a Habitual Violator, the Authority may report a vehicle owned or leased by a person determined to be a Habitual Violator to a county tax assessor-collector or the Texas Department of Motor Vehicles in order to cause the denial of a vehicle registration.
- By order of its Board of Directors, ***the Authority may prohibit the operation of a motor vehicle owned or leased by a person determined to be a Habitual Violator on all authority toll roads. Vehicles that continue to operate on a toll road after the prohibition are subject to ticketing and impounding.***

# HV Prohibited Vehicle Action Summary

## August 2024



- **Approve a *Vehicle Prohibition Order* for the identified habitual violator customers**
  - » Number of prohibited vehicles: 1,278
  - » Total number of related unpaid tolls: 388,847
    - Average number of outstanding tolls per vehicle: 304
    - Average unpaid balance: \$993.09
- **Next Steps**
  - » Customers will receive *Prohibition Order* by mail
  - » Customers found to be in violation of the prohibition are subject to a warning, a citation with up to \$500 fine and / or vehicle impoundment by local law enforcement



# **CONSENT AGENDA ITEM #4**

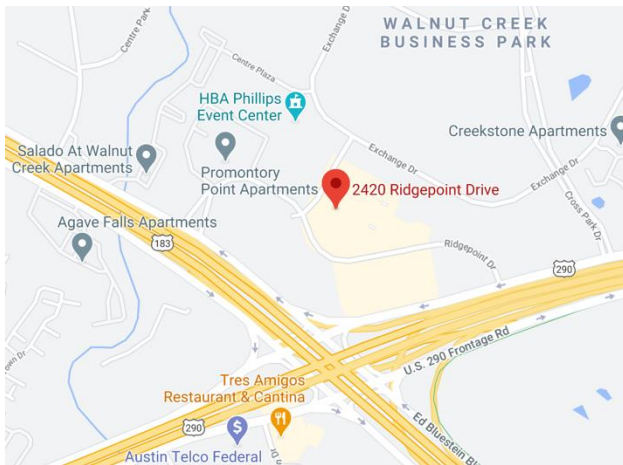
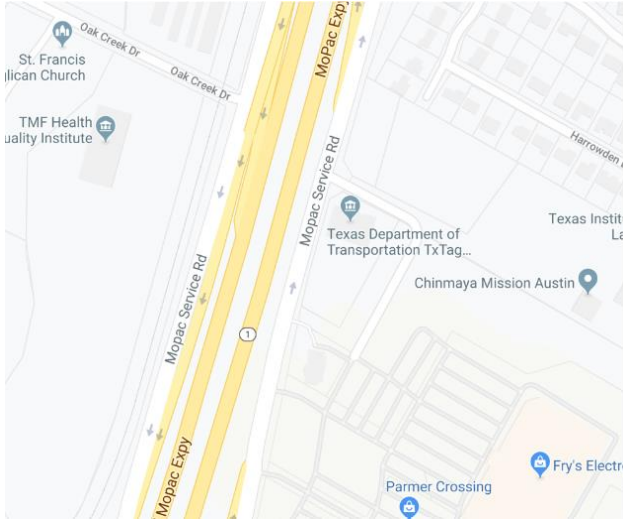
---

Tracie Brown  
Director of Operations

**Approve an interlocal agreement with the Texas Department of Transportation to co-locate personnel at TxTag customer service centers**



# Interlocal Agreement Overview

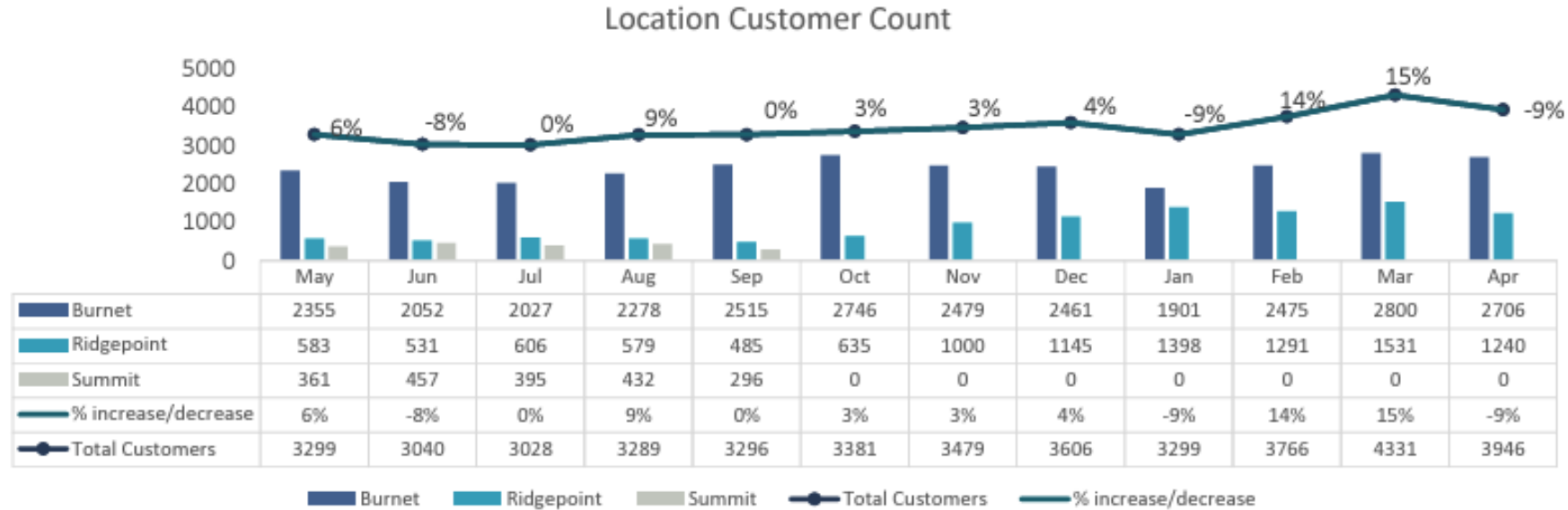


- TxDOT and Mobility Authority contracted staff are co-located at the TxTag Customer Service Centers (CSCs) for the purpose of providing walk-up services to allow their respective customers to resolve TxTag and Authority toll payments and inquiries in one location
- The TxTag CSCs are open Monday - Friday from 7a-7p and Saturday from 9a-2p
- There is no direct cost to the Authority for this partnership; ViaPlus provides staff and equipment through their agreement with the Mobility Authority

# CTRMA Storefront Activity Summary



## OPERATIONAL PERFORMANCE - STOREFRONT



- Through April 2024, CTRMA averaged 3,500 walk-in customers each month
  - Most of these visits were to the Burnet Road location
  - Visits to the Ridgepoint location increased by 300% during the same period
  - Habitual violator customer visits account for ~5% of the monthly walk-in activity

# Expanding Walk-in Customer Opportunities



## Signage at Ridgepoint CSC

@ 183 frontage



@ 290 frontage



## Signage at Burnet CSC

@ MoPac frontage



- Added CTRMA's logo to TxTag Customer Service Center signs for easier identification of service locations
- Discussing possible co-location at the Texas Department of Public Safety's Pflugerville Mega Center
- Internally discussing the establishment of a walk-in payment center at CTRMA's future headquarters

# Staff Recommendation



- Approve the Interlocal Agreement with the Texas Department of Transportation to co-locate personnel for the purposes of serving Pay By Mail customers of both agencies



CENTRAL TEXAS REGIONAL  
**MOBILITY AUTHORITY**

# **REGULAR ITEMS**

---



CENTRAL TEXAS REGIONAL  
**MOBILITY AUTHORITY**

# **AGENDA**

## **ITEM #8**

---

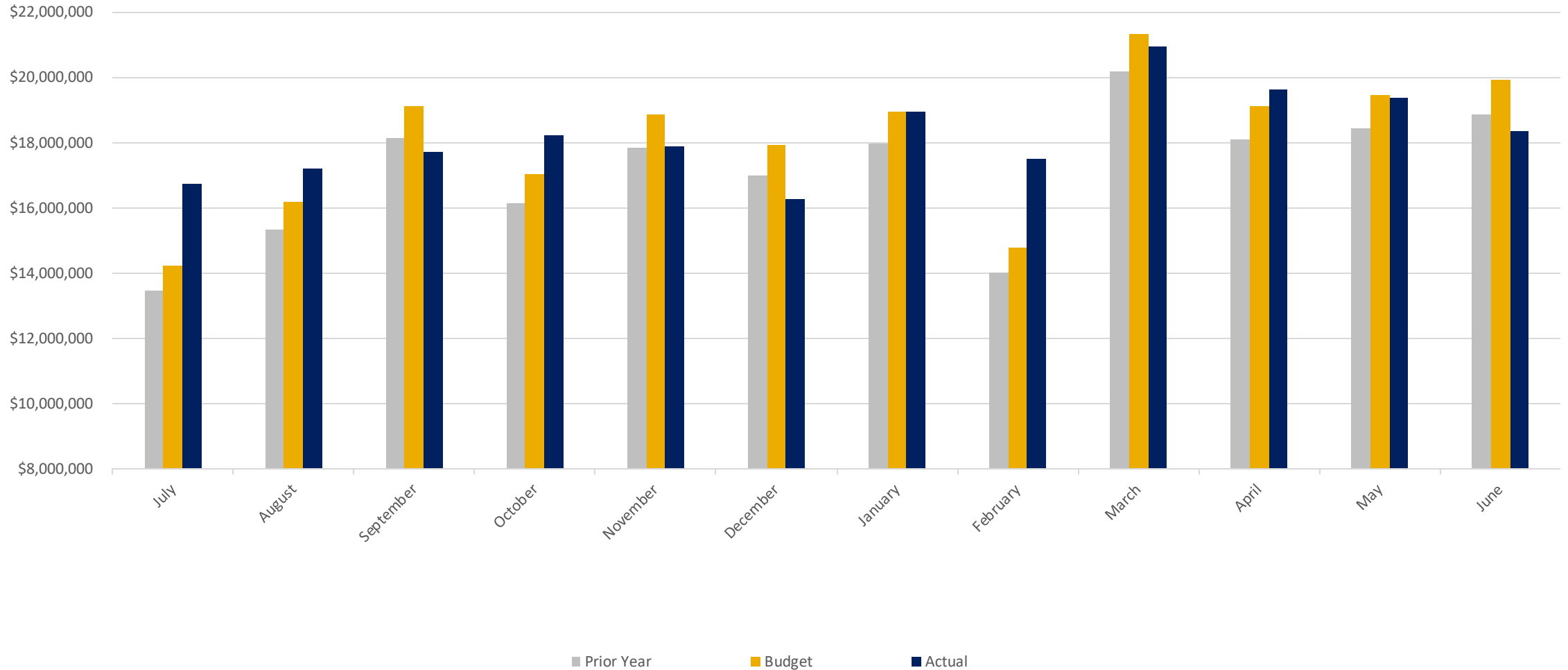
José Hernández  
Chief Financial Officer

## **Accept the unaudited financial statements for June and July 2024**

# CTRMA System Toll Revenues – Fiscal 2024



## FY 2024 System Toll Revenues

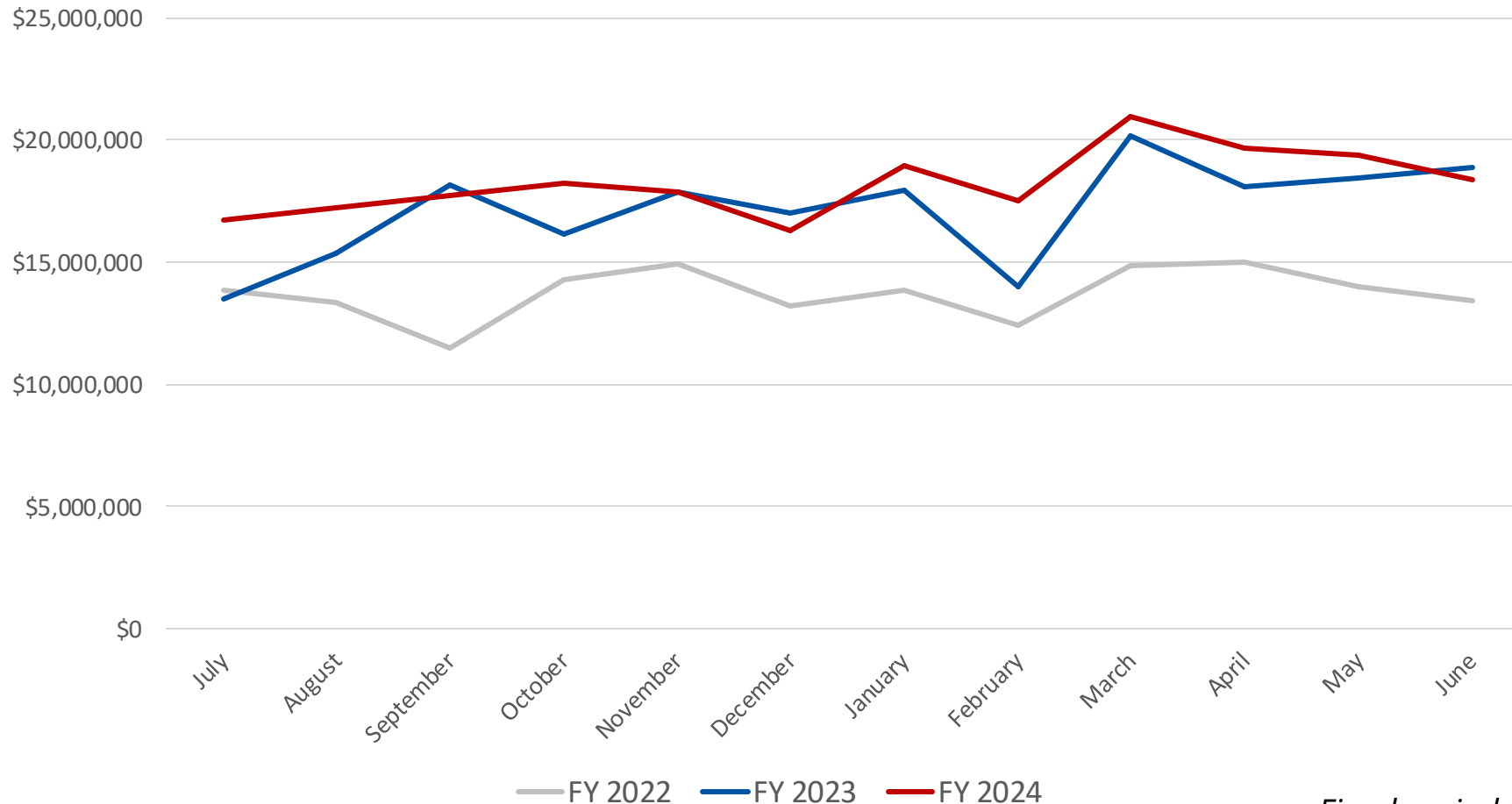


# CTRMA System Toll Revenues FY 2022-2024



- In FY 2024, System Toll Revenues grew +5.2% over FY 2023

System Toll Revenues



## System Annual Revenues

- FY 2024: \$221.9 Million**
- FY 2023: \$210.9 Million
- FY 2022: \$165.2 Million

## System Monthly Average

- FY 2024: \$18.5 Million**
- FY 2023: \$17.6 Million
- FY 2022: \$13.8 Million

Fiscal period beginning on July 1 through June 30



# CTRMA System – FY 24 Unaudited Financials



## CTRMA System - Fiscal 2024 Unaudited Income Statement as of June 30, 2024

Fiscal Year Elapsed

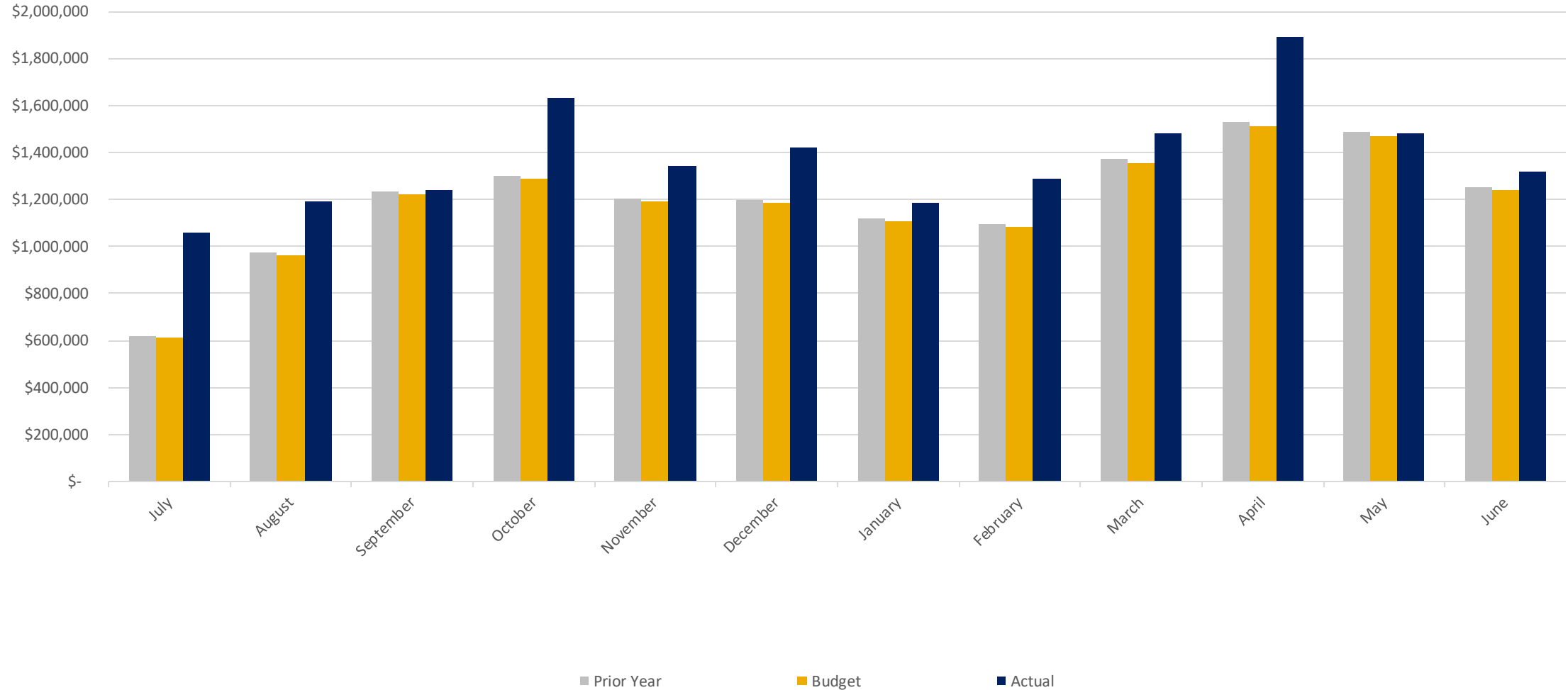
100%

<u>Revenues</u>	Budget	Unaudited	
Toll Revenues	143,942,400	150,742,323	
Video Tolls	60,394,700	58,186,068	
Fee Revenue	12,531,400	12,929,430	
Interest Income	24,905,700	52,962,508	
Other	1,175,500	338,541	
<b>Total Revenues</b>	<b>242,949,700</b>	<b>275,158,870</b>	<b>113%</b>
<u>Expenses</u>			
<b>Operating Expense</b>			
Salaries and Benefits	7,633,210	7,191,722	
Administrative	6,406,197	5,299,171	
Operations and Maintenance	40,925,526	36,004,687	
Special Projects and Contingencies	5,885,000	2,013,496	
<b>Total Operating Expense</b>	<b>60,849,933</b>	<b>50,509,076</b>	<b>83%</b>
<b>Cash Flow After Operating Expense</b>	<b>182,099,767</b>	<b>224,649,794</b>	
<b>Non-Cash Expenses</b>	<b>67,516,000</b>	<b>67,506,720</b>	
<b>Non-Operating Expenses</b>	<b>97,899,098</b>	<b>87,831,095</b>	
<b>Net Operating Income</b>	<b>16,684,669</b>	<b>69,311,979</b>	

# CTRMA MoPac Toll Revenues – Fiscal 2024



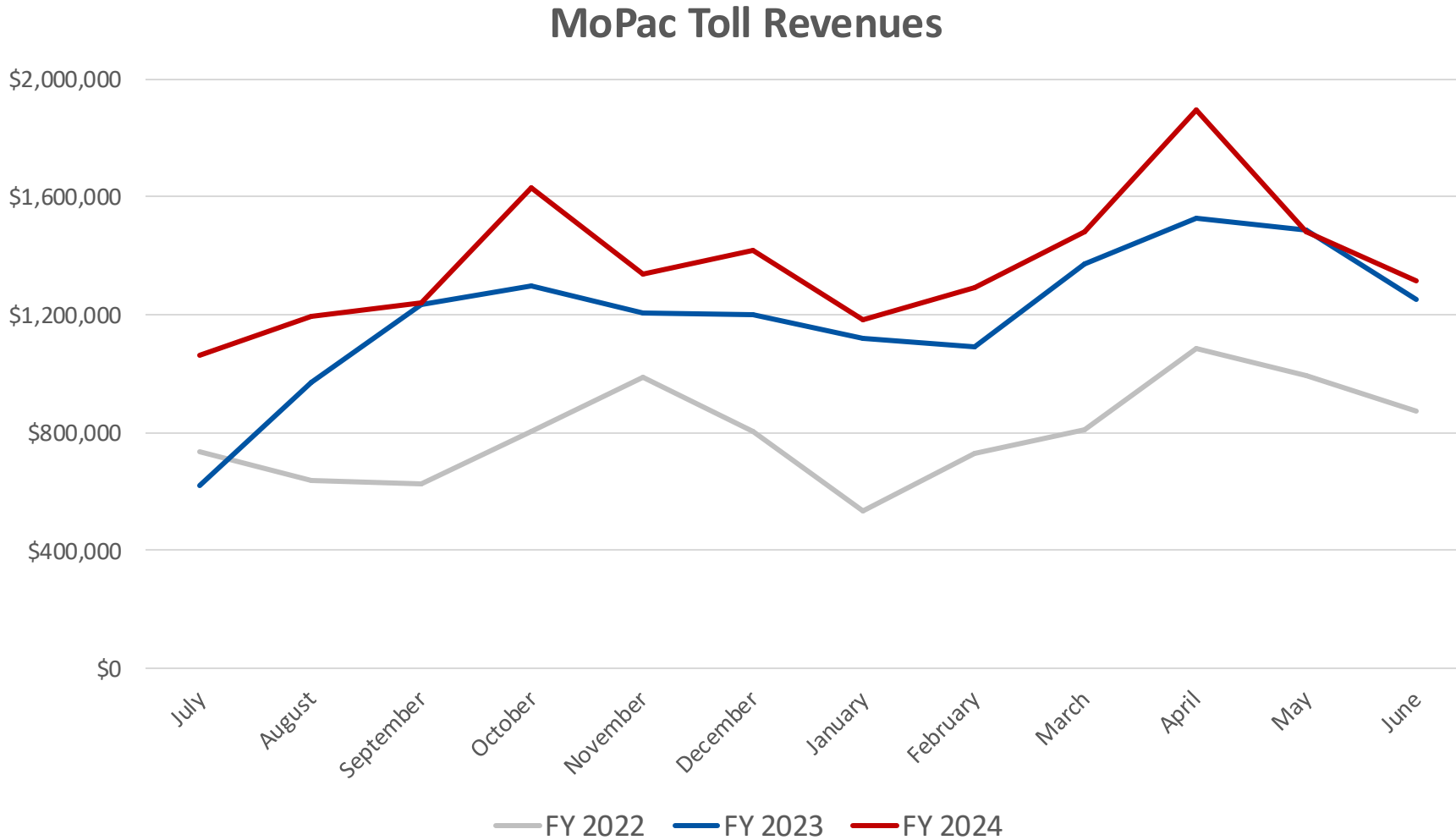
## FY 2024 MoPac Toll Revenues



# MoPac Toll Revenues FY 2022-2024



- In FY 2024, MoPac Toll Revenues grew +16% over FY 2023



## MoPac Annual Revenues

- FY 2024: \$16.7 Million**
- FY 2023: \$14.4 Million
- FY 2022: \$9.6 Million

## MoPac Monthly Average

- FY 2024: \$1.4 Million**
- FY 2023: \$1.2 Million
- FY 2022: \$0.8 Million

*Fiscal period beginning on July 1 through June 30*

# CTRMA MoPac – FY 24 Unaudited Financials



## CTRMA System - Fiscal 2024 Unaudited Income Statement as of June 30, 2024

Fiscal Year Elapsed

100%

### Revenues

	Budget	Unaudited	
Toll Revenues	9,850,300	12,134,774	
Video Tolls	3,957,300	4,148,541	
Fee Revenue	431,500	434,112	
Interest Income	-	797,816	
Other	-	-	
<b>Total Revenues</b>	<b>14,239,100</b>	<b>17,515,243</b>	<b>123%</b>

### Expenses

#### **Operating Expense**

Salaries and Benefits	-	-	
Administrative	71,763	834	
Operations and Maintenance	3,680,454	3,035,664	
Special Projects and Contingencies	200,000	196,641	
<b>Total Operating Expense</b>	<b>3,952,217</b>	<b>3,233,139</b>	<b>82%</b>
<b>Operating Income</b>	<b>10,286,883</b>	<b>14,282,104</b>	
<b>Non Cash Expenses</b>	<b>-</b>	<b>-</b>	
<b>Non-Operating Expenses</b>	<b>6,000,000</b>	<b>6,768,352</b>	
<b>Net Operating Income</b>	<b>4,286,883</b>	<b>7,513,752</b>	

# CTRMA Financial Highlights – FY 24

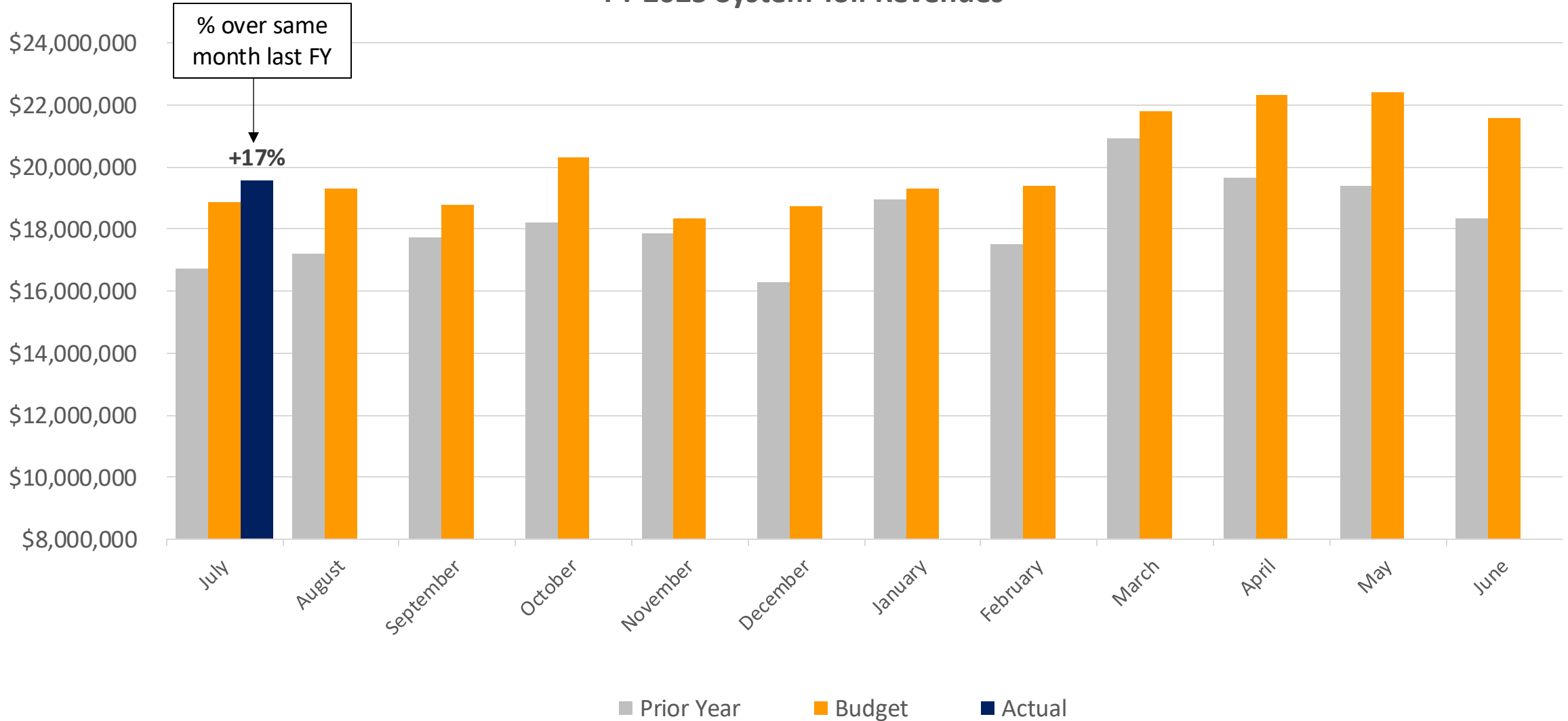


- System toll revenues up 5.2% over prior year; 3% over budget
- Total system revenues increased 11.7% over prior year
- Investment earnings 49.3% higher than prior year
- Project fund investments in State and Local Government demand deposits yielded added \$1.4MM CTRMA retained
- Expenses increased 8.6% over prior year; 9% below budget
- Recurring COLA for retirees resulted in pension liability
- Data platform going live resulted in intangible software asset
- MoPac toll revenues increased 16% over prior year

# CTRMA System Toll Revenues – July 2024



### FY 2025 System Toll Revenues



# CTRMA System Unaudited Financials – July 2024



## CTRMA System - Fiscal 2025 Unaudited Income Statement as of July 31, 2024

Fiscal Year Elapsed

8%

### Revenues

	Budget	Unaudited	
Toll Revenues	165,300,000	12,738,765	
Video Tolls	63,200,000	5,440,545	
Fee Revenue	12,700,000	1,412,408	
Interest Income	43,025,800	3,579,051	
Other	100,000	129,374	
<b>Total Revenues</b>	<b>284,325,800</b>	<b>23,300,143</b>	<b>8%</b>

### Expenses

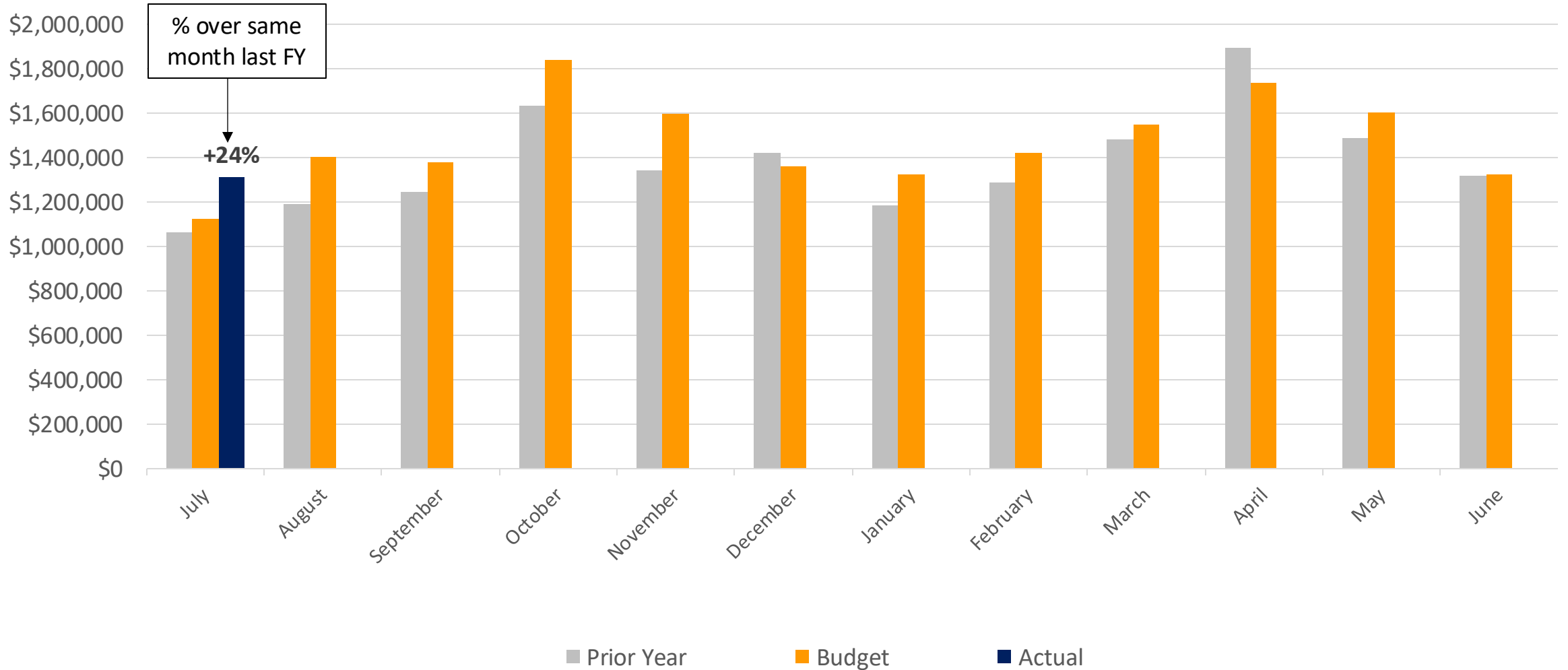
#### **Operating Expense**

Salaries and Benefits	7,356,441	338,320	
Administrative	8,651,850	1,322,294	
Operations and Maintenance	43,800,175	2,124,291	
Special Projects and Contingencies	7,500,000	166,846	
<b>Total Operating Expense</b>	<b>67,308,466</b>	<b>3,951,751</b>	<b>6%</b>
<b>Cash Flow After Operating Expense</b>	<b>217,017,334</b>	<b>19,348,392</b>	
<b>Non-Cash Expenses</b>	<b>70,684,200</b>	<b>5,077,675</b>	
<b>Non-Operating Expenses</b>	<b>109,712,756</b>	<b>8,208,618</b>	
<b>Net Operating Income</b>	<b>36,620,378</b>	<b>6,062,099</b>	

# CTRMA MoPac Toll Revenues – July 2024



### FY 2025 MoPac Toll Revenues





# CTRMA MoPac Unaudited Financials – July 2024



## CTRMA Mopac - Fiscal 2025 Unaudited Income Statement as of July 31, 2024

Fiscal Year Elapsed

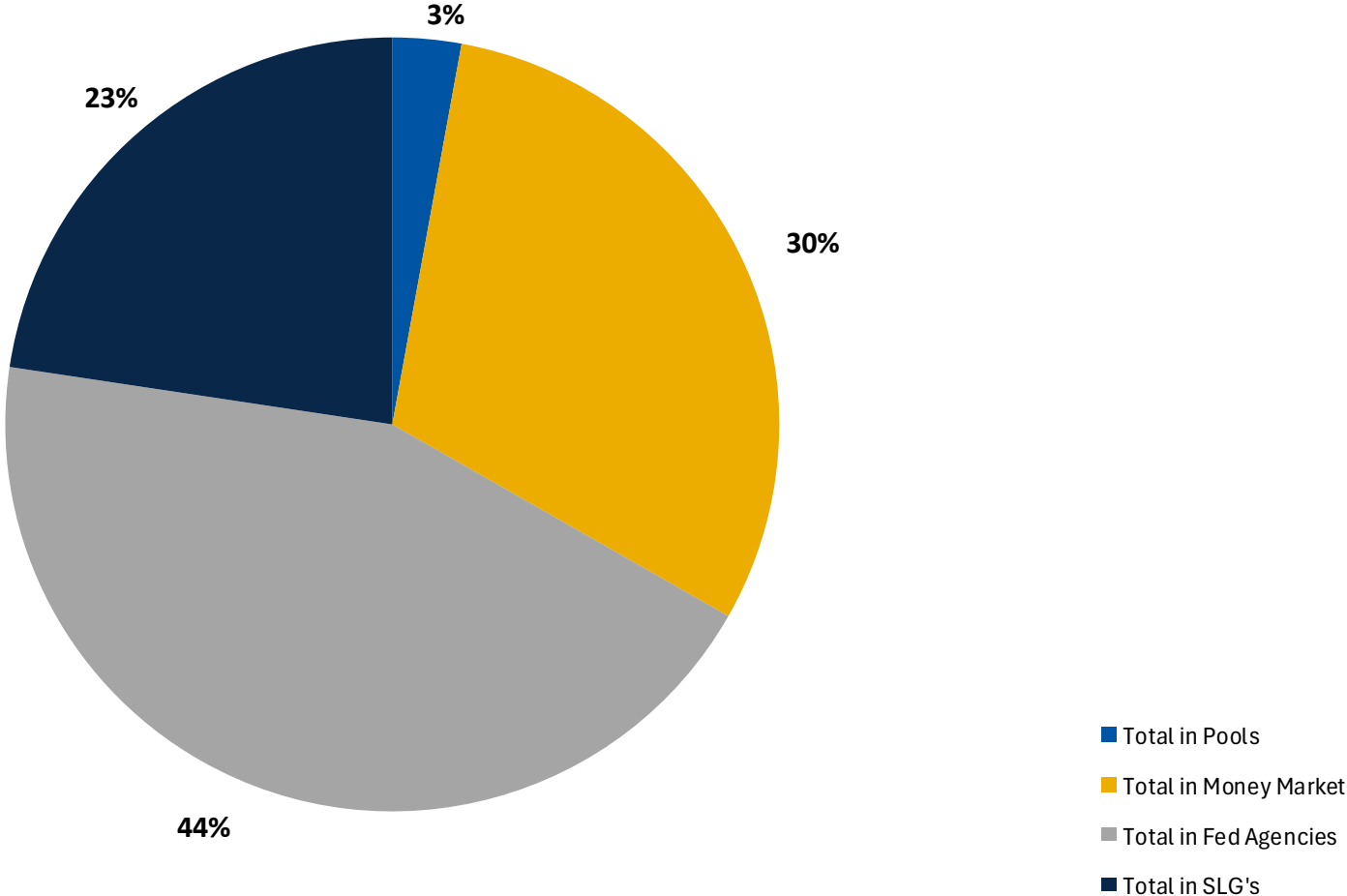
8%

<u>Revenues</u>	Budget	Unaudited	
Toll Revenues	12,800,000	857,889	
Video Tolls	4,300,000	402,736	
Fee Revenue	500,000	52,377	
Interest Income	-	55,834	
Other	595,467	-	
<b>Total Revenues</b>	<b>18,195,467</b>	<b>1,368,836</b>	<b>8%</b>
<u>Expenses</u>			
<b>Operating Expense</b>			
Salaries and Benefits	-	-	
Administrative	-	3,600	
Operations and Maintenance	3,798,579	120,558	
Special Projects and Contingencies	711,621	-	
<b>Total Operating Expense</b>	<b>4,510,200</b>	<b>124,158</b>	<b>3%</b>
<b>Operating Income</b>	<b>13,685,267</b>	<b>1,244,678</b>	
<b>Non Cash Expenses</b>	<b>5,970,000</b>	<b>494,360</b>	
<b>Non-Operating Expenses</b>	<b>10,000,000</b>	<b>60,925</b>	
<b>Net Operating Income</b>	<b>(2,284,733)</b>	<b>689,393</b>	

# CTRMA Investment Portfolio – July 2024



Allocation of Funds



# Standard & Poor's Rating Upgrade



S&P Rating
AAA
AA+
AA
AA-
<b>A+</b> <i>(Senior Lien)</i>
<b>A</b> <i>(Subordinate Lien)</i>
A-
BBB+

- On August 9, 2024, S&P raised CTRMA's credit rating from 'A' to 'A+' on the senior lien bonds.
- The subordinate lien bonds also received a rating upgrade from 'A-' to 'A.'
- The S&P outlook is stable.

## Credit Highlights

- Strong Central Texas economy with growing population
- History of strong financial performance exceeding metrics
- Strong management and governance

## Credit Weaknesses

- Escalating debt service that require growth in revenues
- Ongoing construction projects that could incur higher-than-forecasts costs or delays

Note: Current ratings as of August 26, 2024



# **AGENDA ITEMS**

## **#9, 10, 11**

---

José Hernández  
Chief Financial Officer

**Discuss and consider approving a contracts for traffic and revenue engineering services with:**

**9. CDM Smith Inc.**

**10. C&M Associates, Inc.**

**11. Stantec Consulting Services, Inc.**

# Traffic & Revenue Engineering Services Contracts



- Indenture of trust requires retention of these services
- Three qualified respondents to May 2024 RFQ:
  - » **CDM Smith Inc.**
  - » **C&M Associates, Inc.**
  - » **Stantec Consulting Services, Inc.**
- Board authorized Executive Director to negotiate contracts
- Same terms for all three contracts
  - » **Five-year duration, with two optional two-year extensions**
  - » **Annual work authorizations contemplated to identify Authority needs and plan for budget resources**
- Specialty work contemplated for FY 25 include:
  - » **Pay By Mail procurement**
  - » **Managed lane toll policy**



# **AGENDA ITEM #12**

---

José Hernández  
Chief Financial Officer

**Discuss and consider approving an interlocal agreement with the Texas Municipal League for cyber liability and data breach response insurance**

# Texas Municipal League (TML) Cyber Fund



- CTRMA has had cyber liability policy with TML since 2016
- The policy covers certain cyber and data breach response claims within established limits
- Due to a rise in claims, the TML Board has established a separate Cyber Fund effective October 1, 2024
  - » **Fund will pay up to \$25MM in total claims annually**
  - » **Two aggregate coverage options: \$500,000 and \$1MM**
  - » **Coverage includes cyber liability and data breach response subject to plan limits for types of claims**
- Participants must elect coverage through an executed interlocal agreement by September 30, 2024
- Staff recommends \$1MM coverage level



# **AGENDA ITEM #13**

---

James Bass  
Executive Director

Discuss and consider amending Mobility Authority Policy Code §101.038 to authorize the Executive Director to negotiate and execute **certain settlement agreements for claims by or against the Mobility Authority**





# **AGENDA ITEM #14**

---

Tracie Brown  
Director of Operations

**Discuss and consider approving an agreement with the North Texas Tollway Authority for TollTag™ marketing, promotional services and account enrollment**

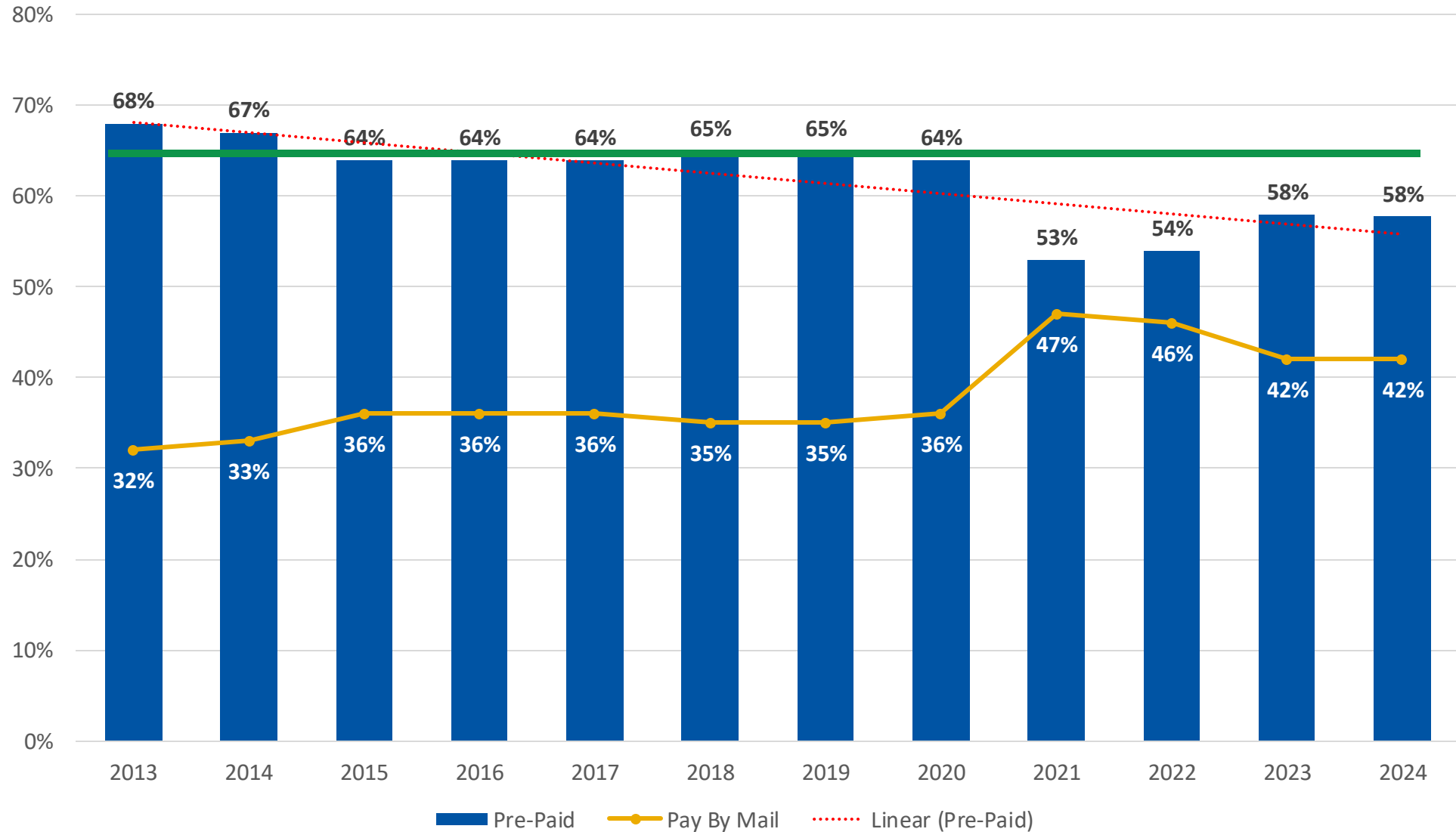
# Background



- Pre-paid electronic toll collection, such as transponders (aka “tags”), are the most efficient way to facilitate payment for travel on tolled facilities
  - » **Benefits for customers: lower tolls rates, avoidance of administrative fees for late payments, and legal consequences of nonpayment**
  - » **Benefits for the Mobility Authority: lower cost to collect, faster revenue realization, and the mitigation of toll violations**
- In 2020 the Mobility Authority experienced a decline in the number of customers using pre-paid toll payment methods and an increase in the number of Pay By Mail invoices issued
  - **More customers using electronic toll payment methods is needed to reverse this trend**

# Pre-paid Penetration Historical Trends

## By Calendar Year: 2013-2024



# NTTA Agreement



- In response to a Request for Offer, NTTA presented an opportunity to assist the Mobility Authority in increasing pre-paid account usage by marketing and distributing TollTag<sup>®</sup> products which was accepted



- The Interlocal Agreement provides access to the TRIPS module of NTTA's back-office system; training; issue resolution support; TollTag<sup>®</sup> marketing collateral development; and NTTA consulting services on marketing and related activities



- Compensation will be set per Work Authorization for the desired applicable services
- The term is for two years with automatic renewal for successive one (1) year periods unless terminated

# Staff Recommendation



- Staff recommends approval of the Interlocal Agreement between the Mobility Authority and NTTA for TollTag<sup>®</sup> marketing and distribution services
- If approved, next steps include:
  - » **training CTRMA representatives to allow for TollTag<sup>®</sup> account signups and account modifications;**
  - » **finalization and implementation of a Central Texas-focus TollTag<sup>®</sup> marketing plan; and**
  - » **exploration of additional opportunities to convert Pay By Mail customers to TollTag<sup>®</sup> account holders**



CENTRAL TEXAS REGIONAL  
**MOBILITY AUTHORITY**

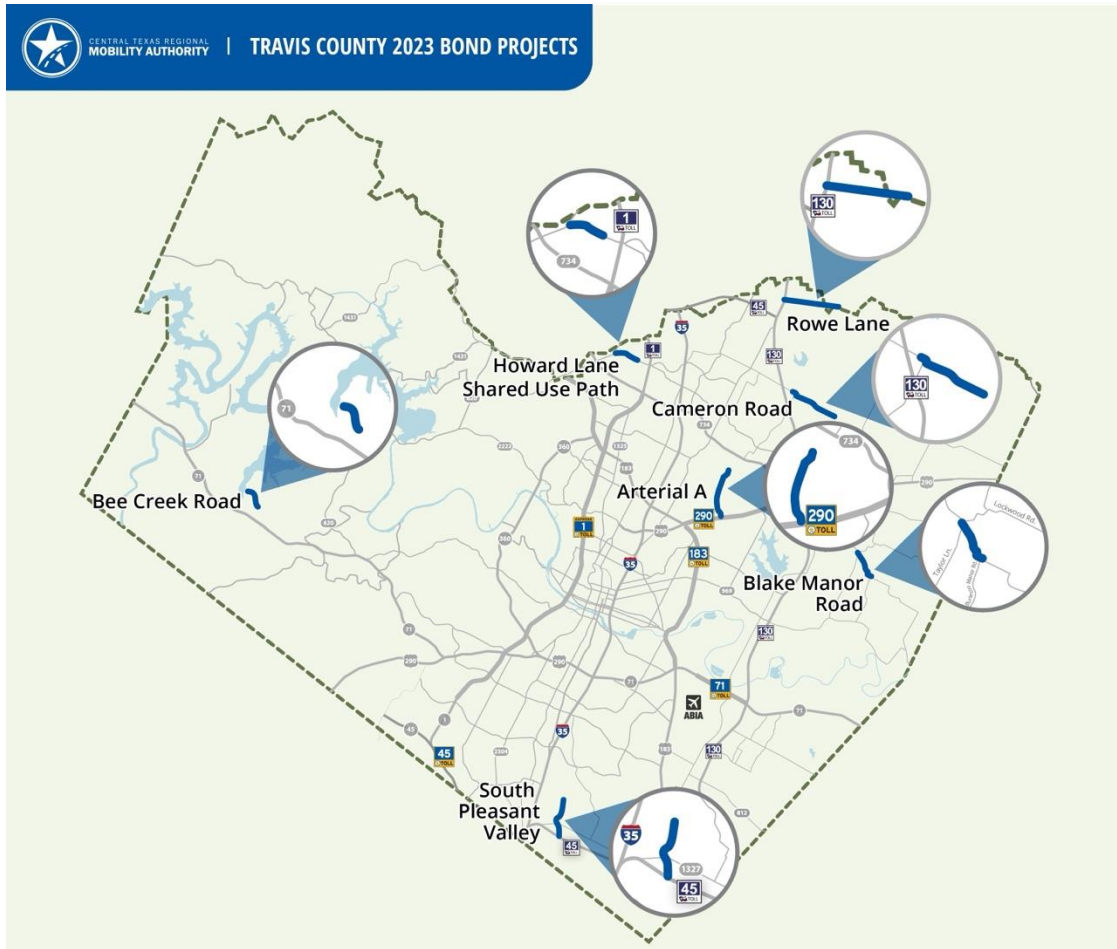
# **AGENDA ITEM #15**

---

Mike Sexton, P.E.  
Director of Engineering

**Discuss and consider approving an interlocal agreement with Travis County to assist with design and construction of the 2023 Travis County Proposition A Road Projects**

# TRAVIS COUNTY 2023 BOND PROGRAM



- **Description:** Travis County has requested Mobility Authority's continued assistance to develop new 2023 Prop A – Roadway Capacity & Transportation Projects
- **Projects List (\$178M Bond):**
  - » Blake Manor Road
  - » Bee Creek Road
  - » Rowe Lane
  - » Cameron Lane
  - » Arterial A
  - » Howard Lane Shared Use Path
  - » South Pleasant Valley (construct)

# TRAVIS COUNTY 2023 BOND PROGRAM



- Interlocal Agreement (ILA) sets terms of Project delivery and responsibilities of the Mobility Authority and County
- Mobility Authority Proposed Responsibility:
  - » **Design and Construct 2023 projects utilizing County bond funds (no Mobility Authority funding)**
  - » **Provide GEC Oversight**
  - » **Procure and contract Design Engineers, Construction Contract, and Construction Oversight by Mobility Authority policy**
  - » **Coordinate Utility Relocations**
- Travis County Responsibility:
  - » **Fund, Review, and Permit Projects**
  - » **Acquire Right-of-Way**



# TRAVIS COUNTY 2023 BOND PROGRAM



- Revisions to new proposed ILA from previous Mobility Authority/Travis County Agreements:
  - » **4.65% Administrative Fee for Mobility Authority staff efforts**
    - Increased from 2% in current agreements
  - » **Controlled Mobility Authority potential liabilities for Engineering and Construction Contracts**
  - » **Legal coordination processes for potential disputes or claims**
  - » **More independence for Mobility Authority to administer construction contract change orders**



CENTRAL TEXAS REGIONAL  
**MOBILITY AUTHORITY**

# **BRIEFINGS & REPORTS**

---



# AGENDA ITEM #16A-B

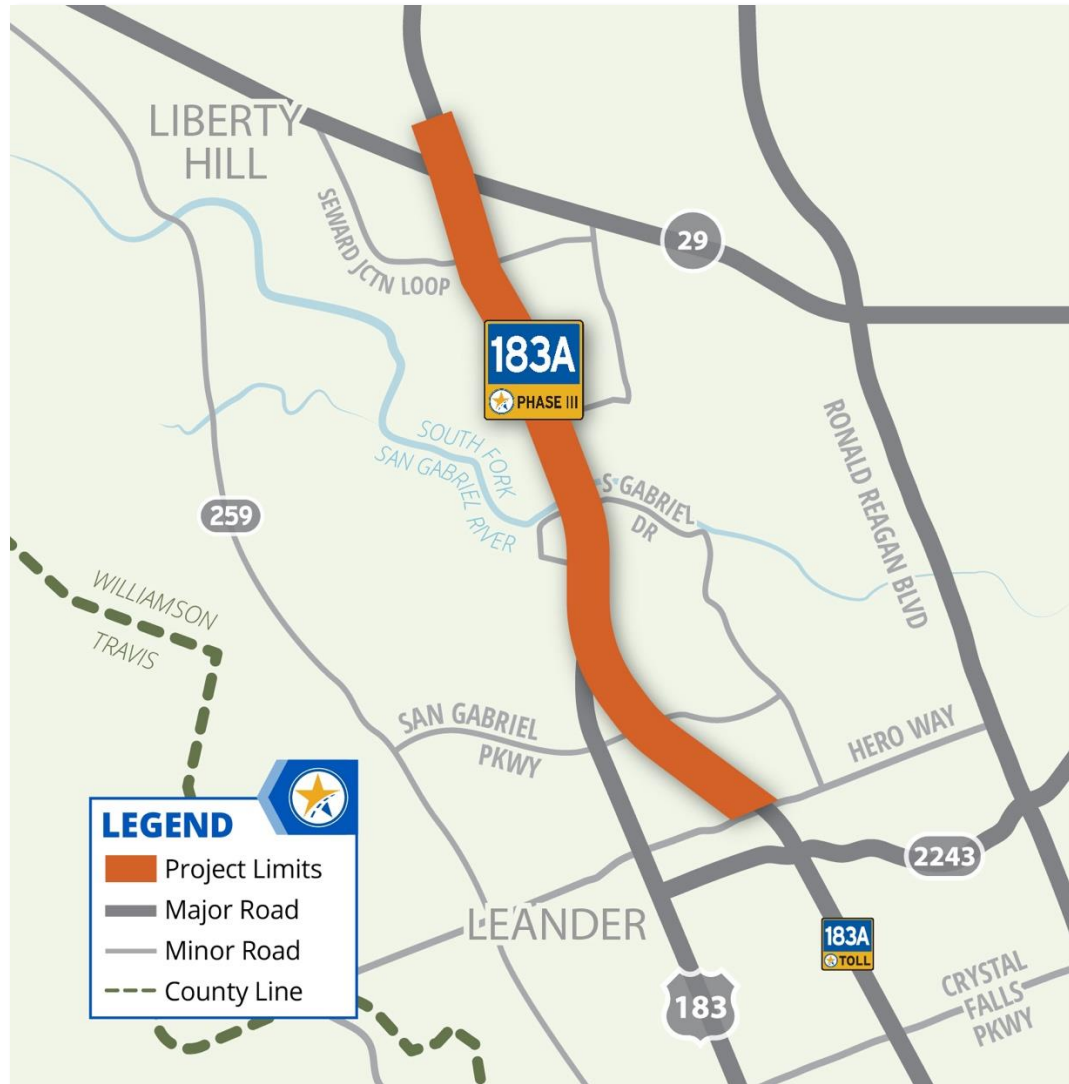
---

Mike Sexton, P.E.  
Director of Engineering

## Quarterly Updates

- A. 183A Phase III Project
- B. 183 North Mobility Project

# 183A PHASE III PROJECT




- **Project Description:** The project includes a 5.3-mile extension of the existing 10-mile 183A Toll Road to the north
- **Limits:** Hero Way to north of SH 29
- **Total Project Cost:** \$259M
- **Construction Cost:** \$175M
- **Notice to Proceed:** 3/28/2021
- **Open to Tolling:** Early 2025

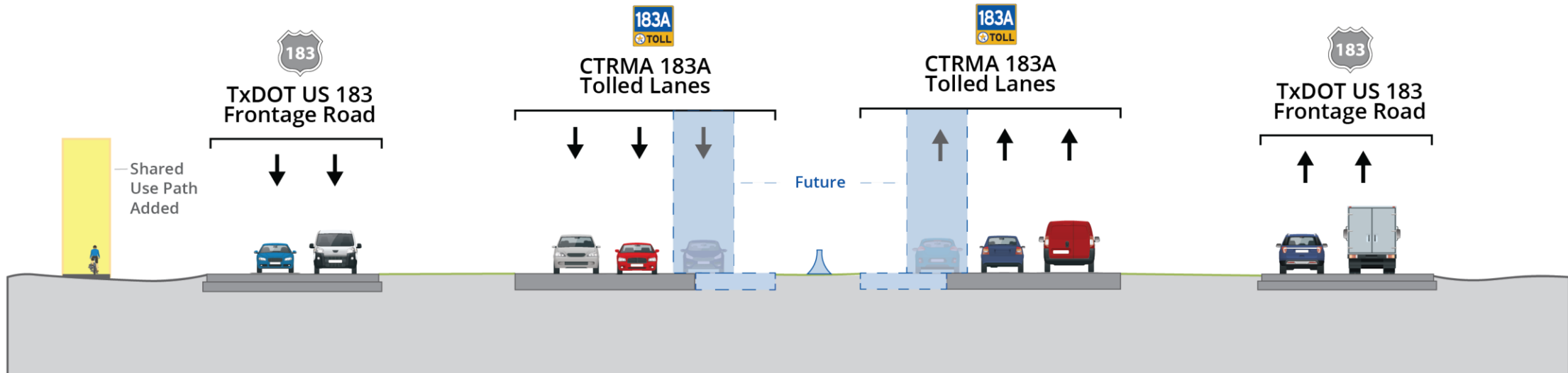
# 183A PHASE III PROJECT



## Existing



## Under Construction



# PROJECT FINANCIALS



<b>Original Contract Amount:</b>	<b>\$</b>	<b>175,695,656.17</b>
Authorized Changes (Change Order and Amendments)		
Previous Periods:	\$	3,712,686.78
This Period:	\$	0
<b>Current Authorized Contract Amount:</b>	<b>\$</b>	<b>179,408,342.95</b>
Draw Requests 1 – 38 (Jan. 2021 through Mar. 2024)	\$	(124,773,695.52)
Draw Request 39 (April 2024)	\$	(4,232,171.04)
Draw Request 40 (May 2024)	\$	(3,296,582.18)
Draw Request 41 (June 2024)	\$	(3,932,698.09)
Draw Request 42 (July 2024)	\$	*(4,255,583.29)
<b>Total Amount Earned to Date:</b>	<b>\$</b>	<b>(140,490,730.12)</b>
Amount remaining for work to be completed:	\$	38,917,612.83
Total Percentage of Budget Expended through July 2024:		78.3%
Total Percentage of Working Days Expended through July 2024:		92.4%

Notes: Deductions from Construction Contract indicated by (\$X.XX)

\* Estimated and Pending CTRMA Acceptance

# 183A PHASE III PROJECT STATUS



- Work Underway:
  - » Bridges – Decks at SH29, Beams and Decks at Brushy Creek
  - » Retaining Walls at SH29 and Brushy Creek
  - » Pond Retaining Walls
  - » Concrete Paving for Mainlanes and Ramps
  - » ITS Duct Bank and Toll Zones south of San Gabriel Parkway
  - » Compost Modified Topsoil
  - » Concrete Rail Throughout

# CONSTRUCTION ACTIVITIES: STATE HIGHWAY 29



April 2024



August 2024





# CONSTRUCTION ACTIVITIES: RETAINING WALL AND BRIDGE PROGRESS AT STATE HIGHWAY 29



April 2024



August 2024



# CONSTRUCTION ACTIVITIES: SAN GABRIEL PARKWAY



April 2024



August 2024



# CONSTRUCTION ACTIVITIES: SOUTH of SAN GABRIEL PARKWAY



August 2024



August 2024

# CONSTRUCTION ACTIVITIES: NORTH OF HERO WAY

# MAIN LANE TOLL ZONE



August 2024




August 2024

# CONSTRUCTION ACTIVITIES: Hero Way



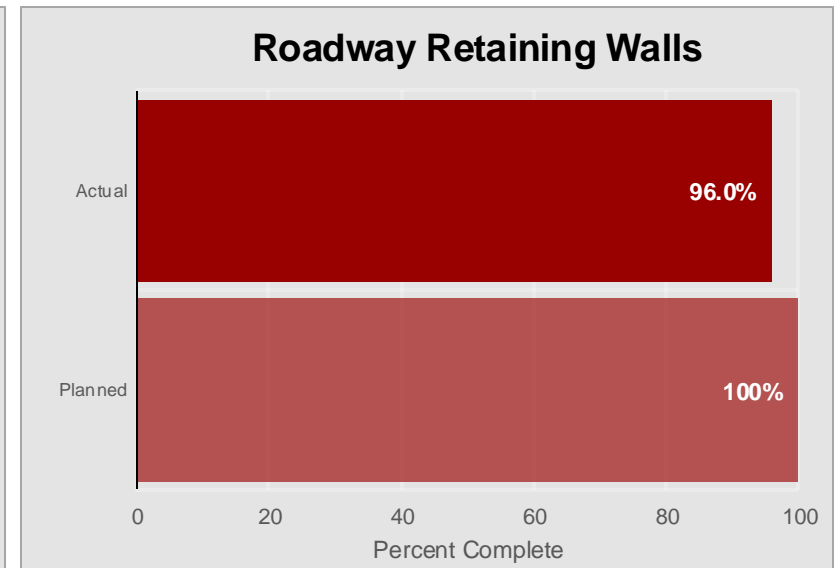
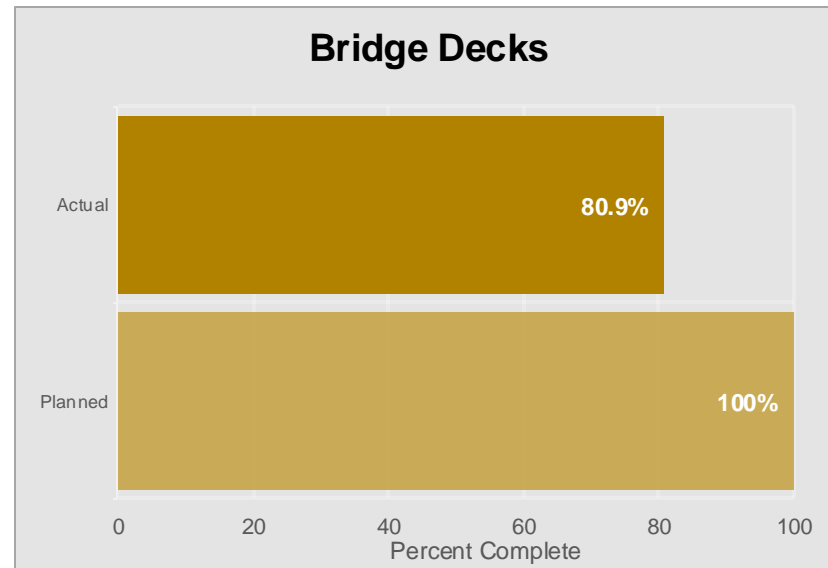
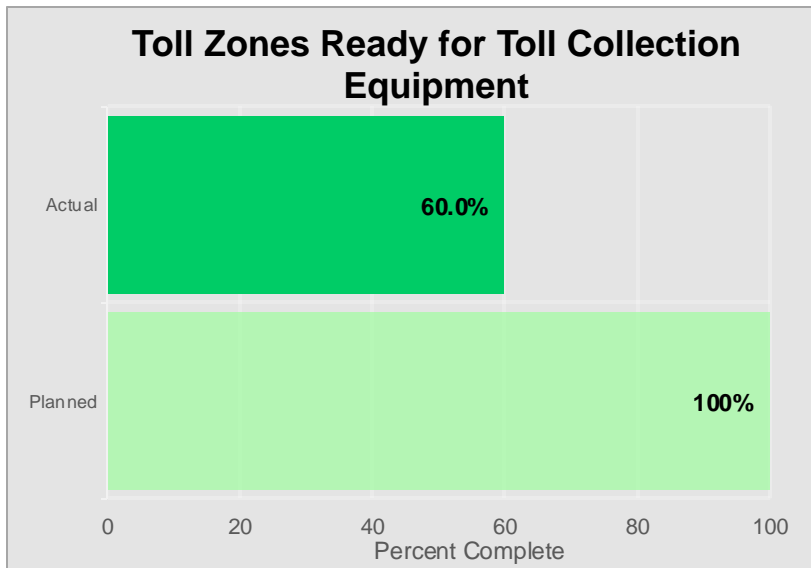
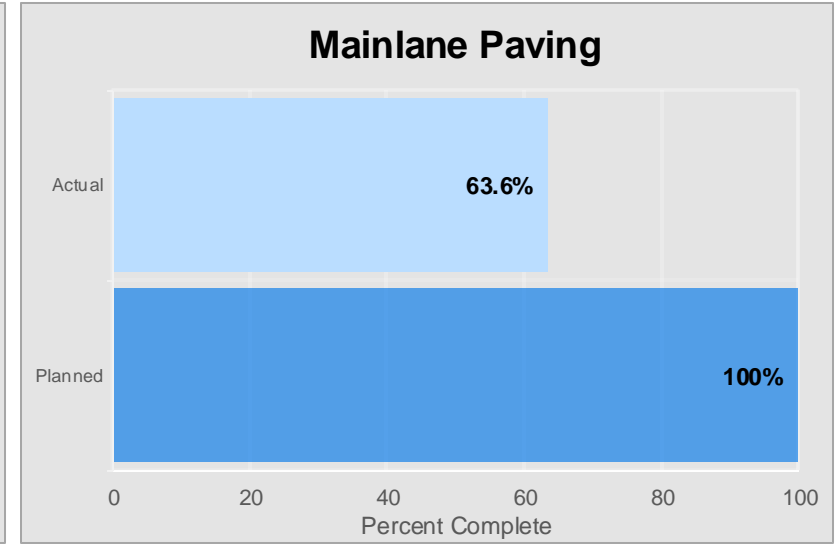
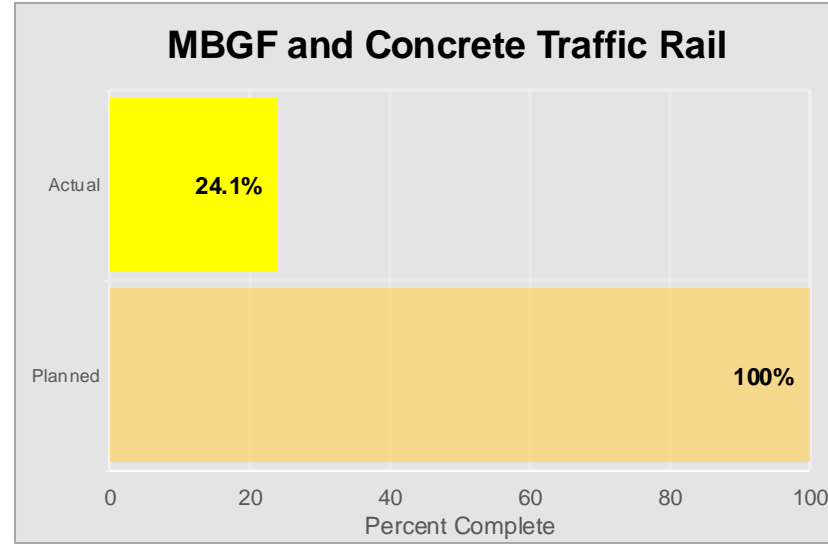
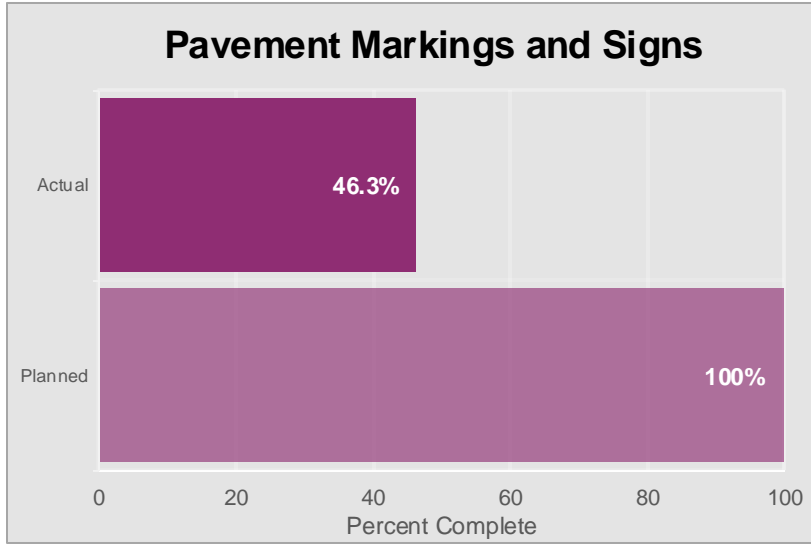
April 2024



August 2024



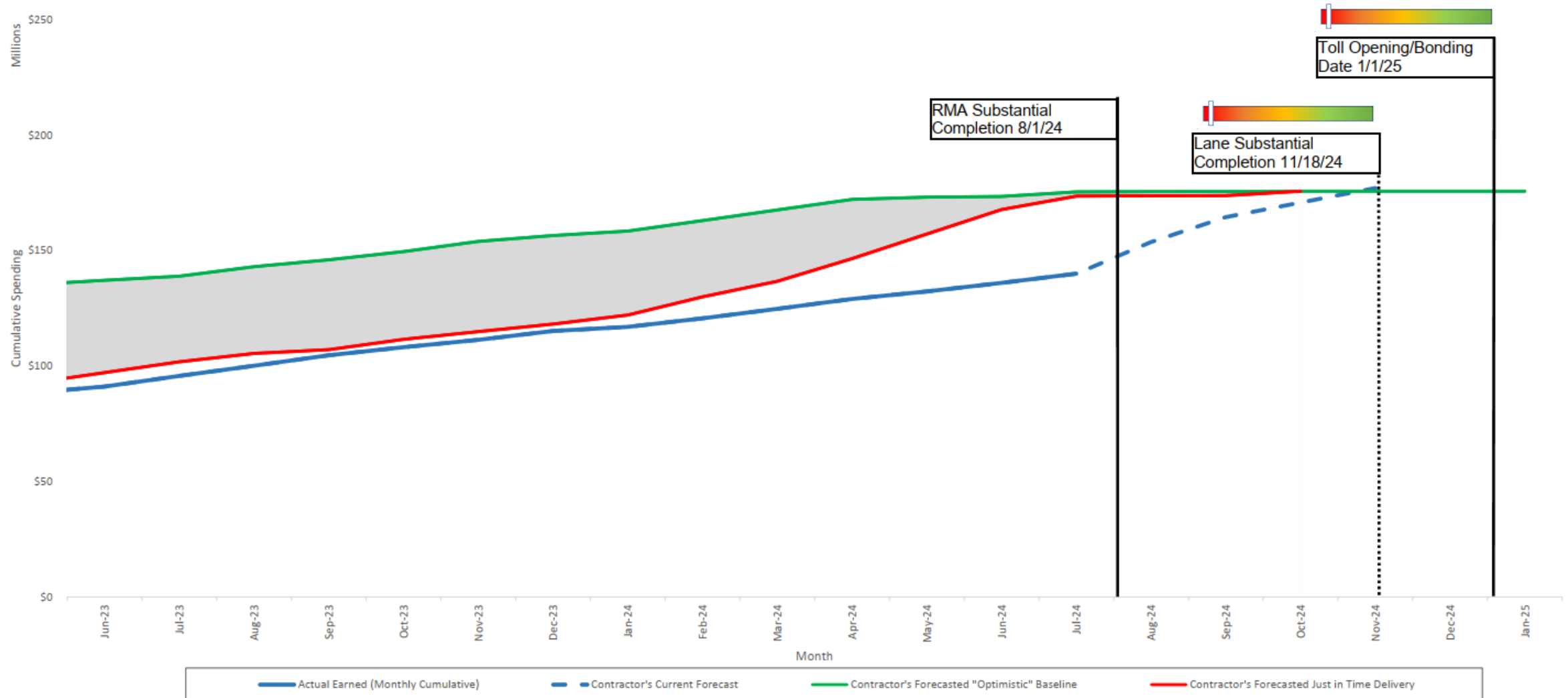
# CONTRACT METRICS THROUGH JULY 2024



# CONTRACT METRICS (cont.)



- Contractor Projected Earnings vs. Actual



# ONGOING PUBLIC OUTREACH



**Project  
Newsletter  
Quarterly**

**Project  
Website  
183A.com**

**Twitter  
@183AToll**

**Stakeholder  
Communication  
Continuous**

**CONSTRUCTION UPDATE**

### Building Momentum

Progress on the 183A Phase III Project continues to move at a rapid pace. This summer our field crews have been busy installing drainage systems, placing retaining walls, building ridge caps, and laying bridge beams and deck panels. Check out the difference three months can make:

June 2022  
September 2022  
Seward Junction Loop  
San Gabriel Parkway

### Upcoming Traffic Impacts

Installation of retaining walls, drainage systems, and bridge elements will continue through the fall, and you may begin to see construction on the pedestrian bridge over the San Gabriel River.

Welcome to the  
**183A Phase III Project**

With unprecedented growth in Williamson County, most notably in Cedar Park, Leander, and Liberty Hill, traffic volumes along US 183 are anticipated to increase by 183 percent by 2042, driving the need for proactive congestion relief.

Construction began in spring 2021 to extend the 183A Toll Road 6.6-miles northward in Williamson County as Phase III of the 183A system to accommodate future traffic volumes and reduce anticipated traffic congestion.

Download **Fact Sheet** 2.3MB

LIBERTY HILL  
Seward Junction Loop  
183A PHASE III  
SAN GABRIEL  
HERO WAY  
WILLIAMSON TRAVIS  
LEGEND

**183A Phase III** @183atoll · Nov 13, 2023 **Promote**

#ICYMI, the latest project newsletter is available! Get a good look at project progress from the sky. [us2.campaign-archive.com/?u=ef298267074...](https://us2.campaign-archive.com/?u=ef298267074...)

**NOW AVAILABLE**  
**183A PHASE III PROJECT NEWSLETTER**


VISIT 183A.COM

Central Texas Regional Mobility Authority  
Public Information Specialist

UPDATE (8/1): CR 213 has been reopened. Thank you for your patience and support during construction... [See more](#)

LEGEND  
US 183  
CLOSED TO TRAFFIC  
DETOUR ROUTES

 **636**  
Subscribers

 **2.2K**  
Q2 Traffic

 **203**  
Followers

 Tailored outreach  
ahead of all  
potential traffic  
impacts





# AGENDA ITEM #16A-B

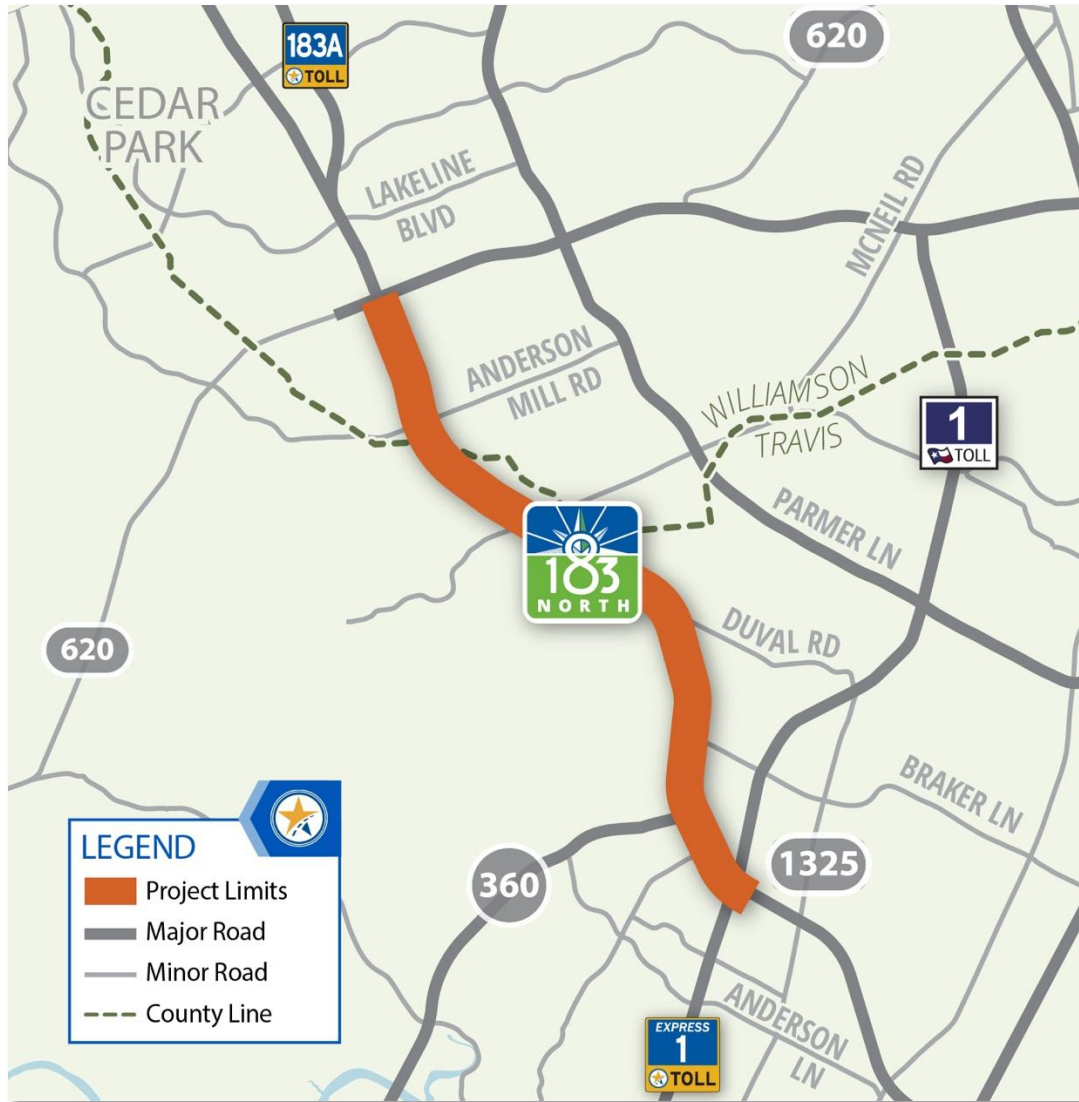
---

Mike Sexton, P.E.  
Director of Engineering

## Quarterly Updates

- A. 183A Phase III Project
- B. 183 North Mobility Project

# 183 NORTH MOBILITY PROJECT



- **Project Description:** 9-mile Express Lane Project along US 183; GP Lane improvements; DCs at MoPac
- **Limits:** SH 45 to MoPac
- **Total Project Cost:** \$612M
- **Design/Build Cost:** \$492.1M
- **Notice to Proceed:** NTP1 Issued 4/15/2021; NTP2/3 issued 6/28/2021
- **Open to Tolling:** Early 2026

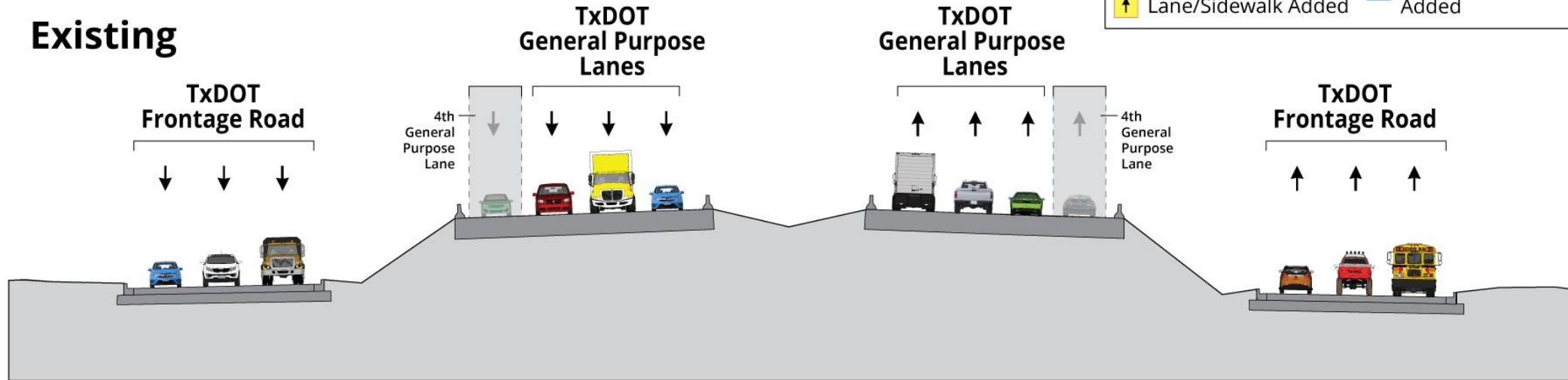
# 183 NORTH MOBILITY PROJECT



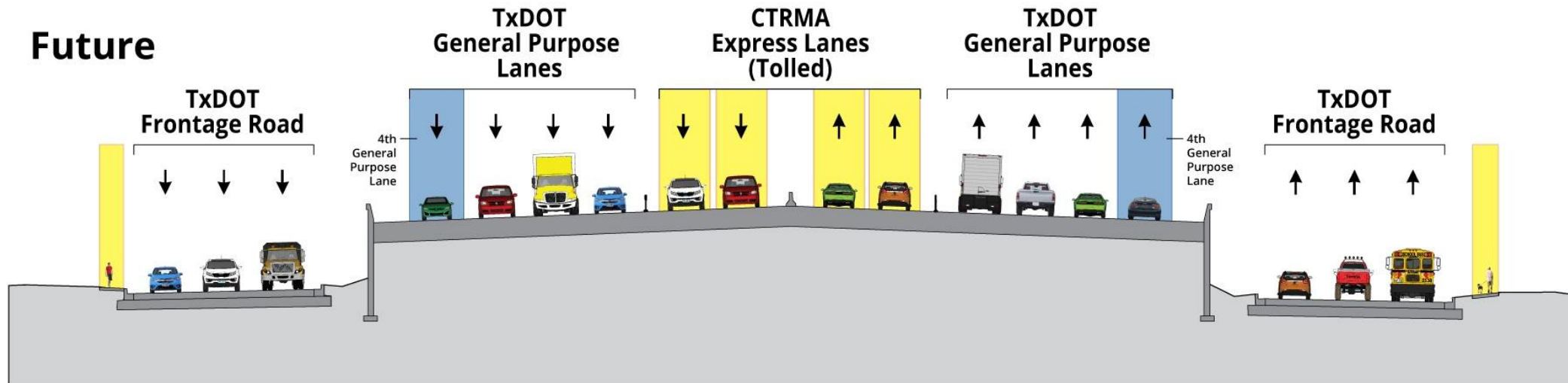
## Legend

- ↑ Northbound Lane
- ↓ Southbound Lane
- ↑ Lane/Sidewalk Added
- ↑ Discontinuous Lane
- ↑ Continuous Lane Added

## Existing



## Future



# PROJECT FINANCIALS



<b>Original Contract Amount:</b>	<b>\$</b>	<b>477,149,654.00</b>
Authorized Changes (Change Order and Amendments)		
Previous Periods:	\$	17,469,792.67
This Period:		-
<b>Current Authorized Contract Amount:</b>	<b>\$</b>	<b>494,619,446.67</b>
Draw Requests 1 – 36 (Apr 2021 through Mar 2024)	\$	(255,439,045.91)
Draw Request 37 (Apr 2024)	\$	(11,862,120.08)
Draw Request 38 (May 2024)	\$	(8,251,516.55)
Draw Request 39 (June 2024)	\$	(14,748,439.56)
Draw Request 40 (July 2024)*	\$	(8,819,051.27)
<b>Total Amount Earned to Date:</b>	<b>\$</b>	<b>(299,120,173.37)</b>
Amount remaining for work to be completed:	\$	195,499,273.30
Total Percent of Budget Expended through July 2024:		60.5%
Total Percent of Working days expended through July 2024:		76.2%

\*Pending Approval

# CONSTRUCTION ACTIVITIES: US183 – MoPac DC Work



April 2024



August 2024



# CONSTRUCTION ACTIVITIES: US183 – MoPac DC Work



# CONSTRUCTION ACTIVITIES: STRUCTURES & PAVEMENT PROGRESS



April 2024



August 2024



# CONSTRUCTION ACTIVITIES: STRUCTURES & PAVEMENT PROGRESS



April 2024



August 2024





# CONSTRUCTION ACTIVITIES: STUCTURES & PAVEMENT PROGRESS



# CONSTRUCTION ACTIVITIES: STRUCTURES PROGRESS



April 2024



August 2024

# CONSTRUCTION ACTIVITIES: STRUCTURES PROGRESS



April 2024



August 2024

# CONSTRUCTION ACTIVITIES: MEDIAN SIGN COLUMNS



April 2024



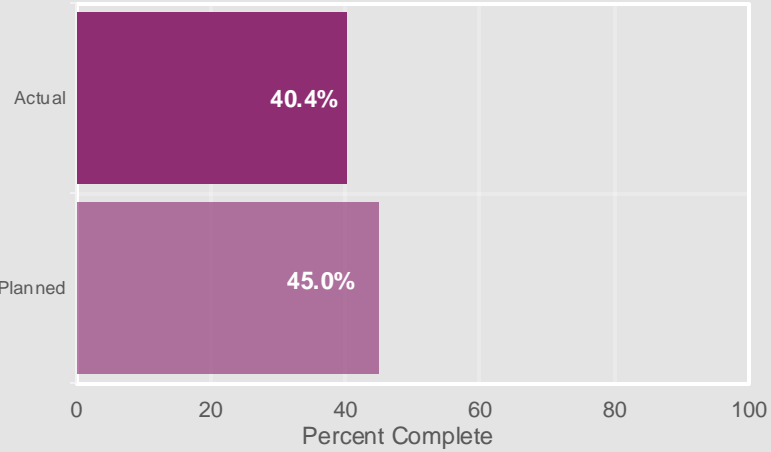
August 2024



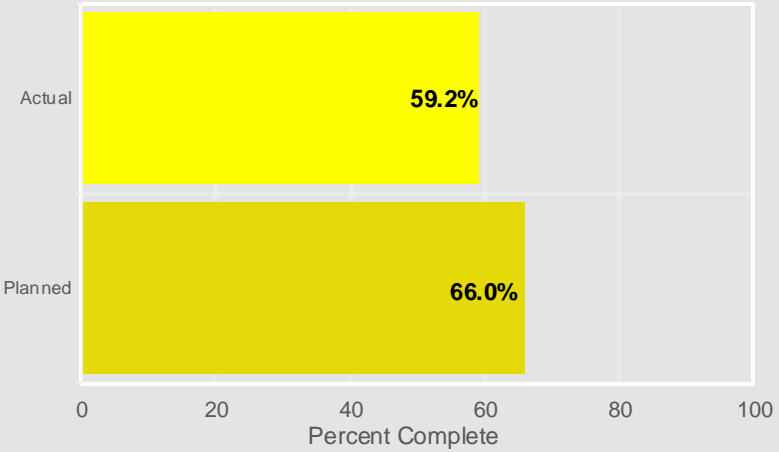
# CONTRACT METRICS



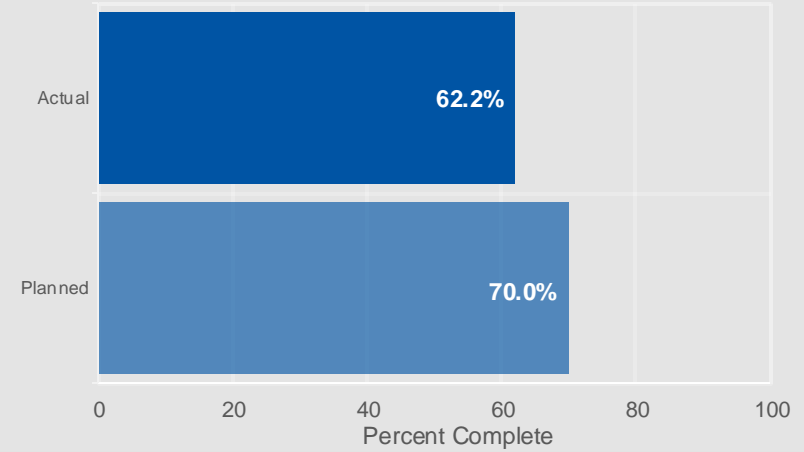
### Drainage



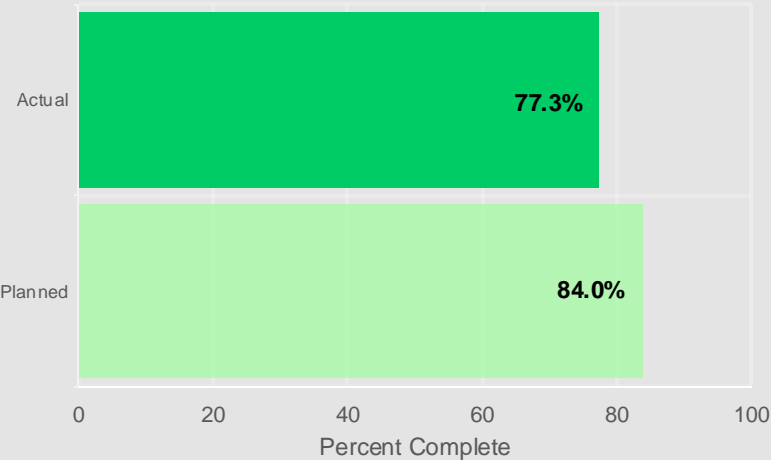
### Pavement



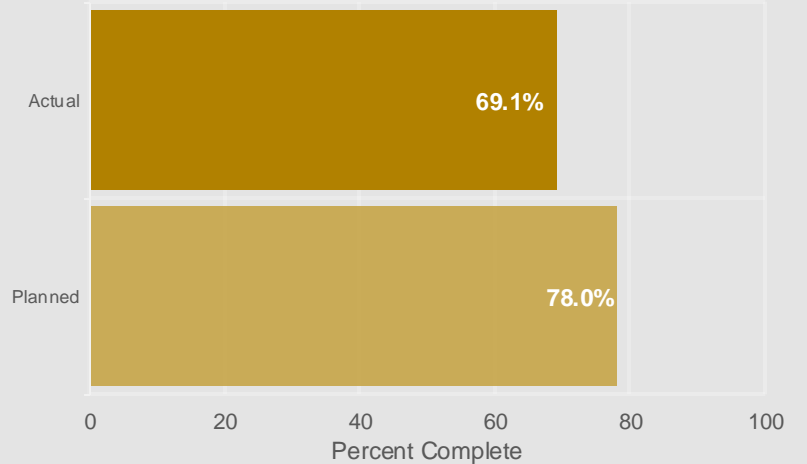
### Drilled Shafts



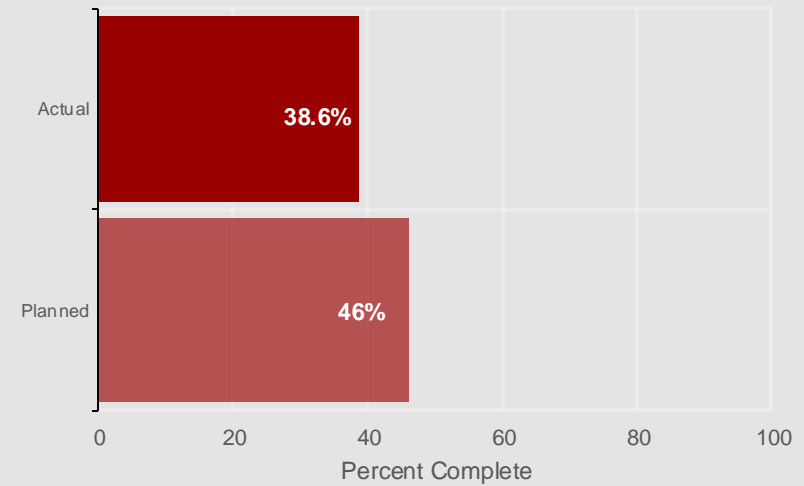
### Bridge Columns



### Bridge Caps



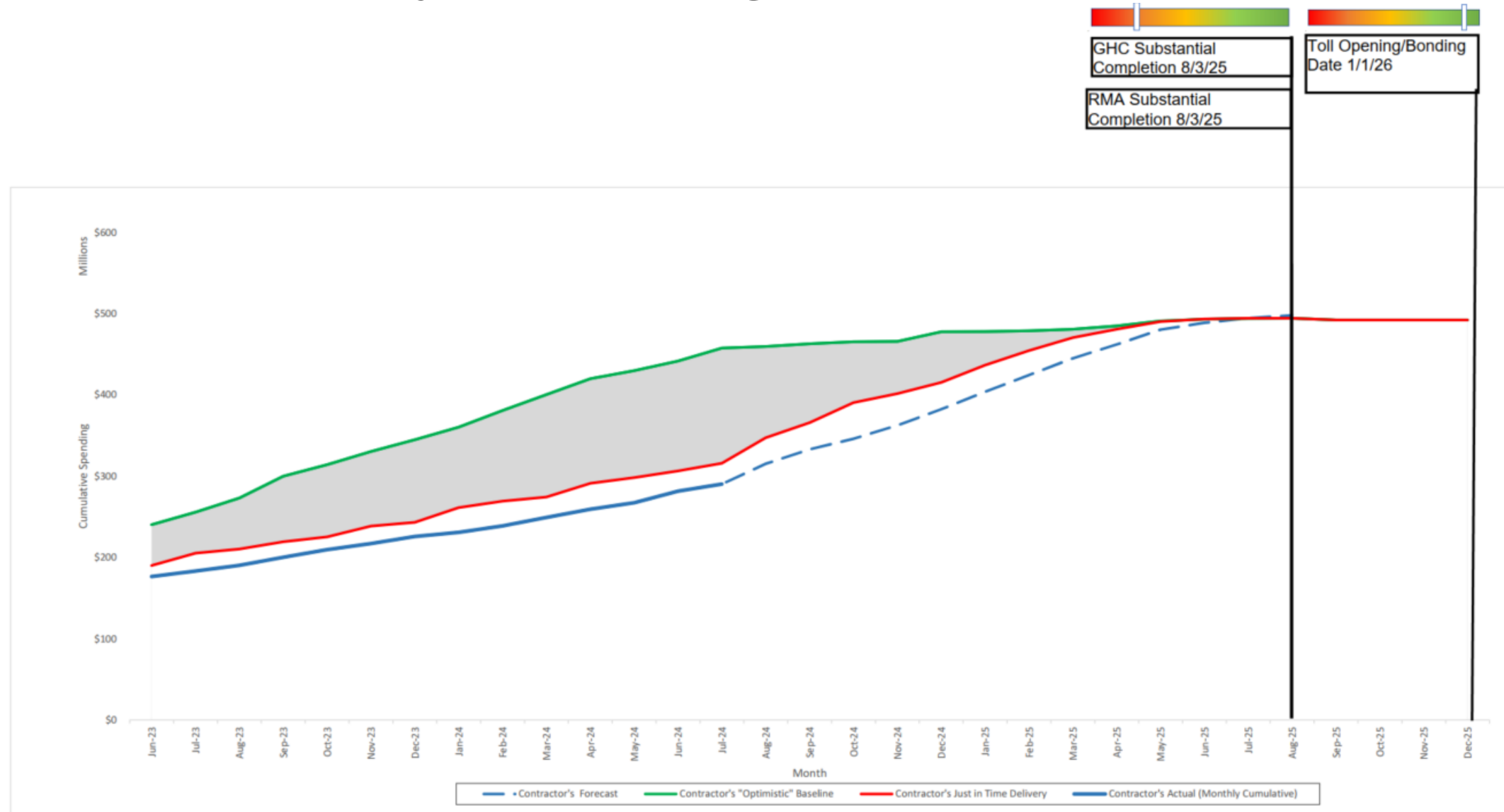
### Retaining Walls



# 183 NORTH PROJECT



- Contractor Projected Earnings vs. Actual



# Ongoing Public Outreach



## Project Newsletter

Every Other Month

## Project Website

183North.com

## Twitter

@183North



**3,076**

Recipients

June 2024 Newsletter



**7,680**

Q2 Traffic

Website visits



**623**

Followers

# In the Community



## Rutledge Elementary School Carnival | April 5

On April 5th, 2024, our project team had the pleasure of participating in the Rutledge Elementary School Carnival, where we engaged with attendees to share valuable insights about the 183 North Mobility Project. The project sponsored two cotton candy machines that the school will get to use for future events. During the event, we were able to interact with community members who offered valuable feedback, fostering a sense of community collaboration.



## Cedar Fest | April 6

On April 6th, 2024, the project attended the 2024 Cedar Fest BBQ Cook-Off & Festival to share information about the project with attendees. People were excited to spin the giveaway wheel at the table and learn more about what is happening along the corridor.



## Northwest Austin Civic Association (NWACA) Meeting May 15, 2024

In May, we joined the Northwest Austin Civic Association (NWACA) for a community meeting. The project team provided project information and addressed questions and concerns relating to the 183 North Mobility Project. The team set up an interactive station featuring project updates, swag, and QR codes to view our animated project video.







CENTRAL TEXAS REGIONAL  
**MOBILITY AUTHORITY**

# **EXECUTIVE DIRECTOR REPORT**

---



# AGENDA ITEM #17A-B

---

James M. Bass  
Executive Director

## Executive Director Report

- A. *Recent agency staff activities*
- B. Agency roadway performance metrics
- C. Update on efforts to increase pre-paid account penetration
- D. Barton Skyway Ramp Relief celebration
- E. 290 Phase IV

# Recent agency staff activities



Interagency Meetings  
Construction Partnership Program  
Cedar Park Chamber  
Round Rock Chamber  
WTS Event  
OA Infrastructure Council  
Austin Chamber Infrastructure Committee  
IBTTA Smishing Webinar  
ABJ Executive Insights Interview  
UT Osher Lifelong Learning Institute  
AIM High  
Regional TMC Technology Workshop  
Texas TIM Statewide Meeting  
TxDOT/CTRMA hosted South Korean  
transportation delegation  
Roadway Champion Program

FAST Tour (Trans Mgmt Center)  
CUSIOP/SEIOP Steering Committee  
CUSIOP/SEIOP Checkpoints  
CUSIOP Fee and Cost Sharing  
CUSIOP Technical Meeting  
National Toll Interoperability  
Fatality Crash Review  
IBTTA Technology Leaders  
Texas Tolling Legal  
IBTTA Women in Tolling  
IBTTA Toll Revenue Assurance Committee  
IBTTA DE&I Meeting  
IBTTA Engineering, Maintenance  
& Operations Workshop  
TRB Symposium on Managed Lanes



# AGENDA ITEM #17A-B

---

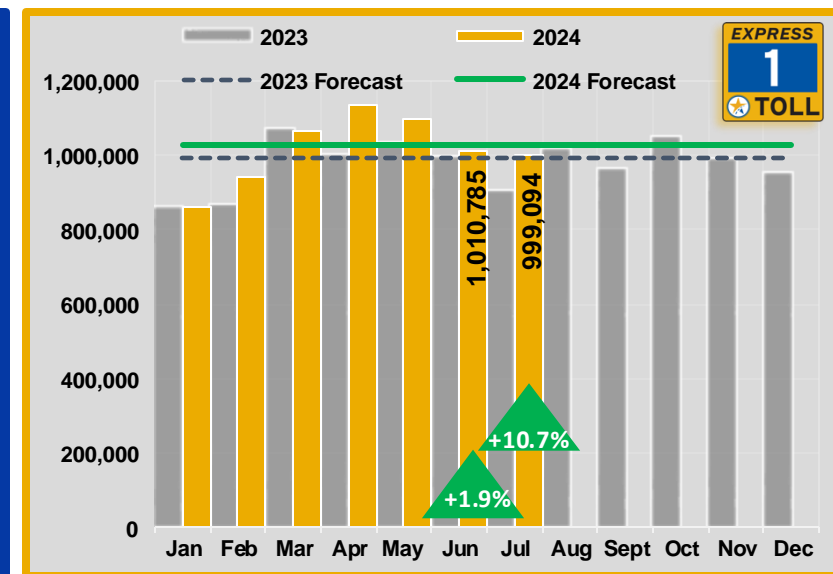
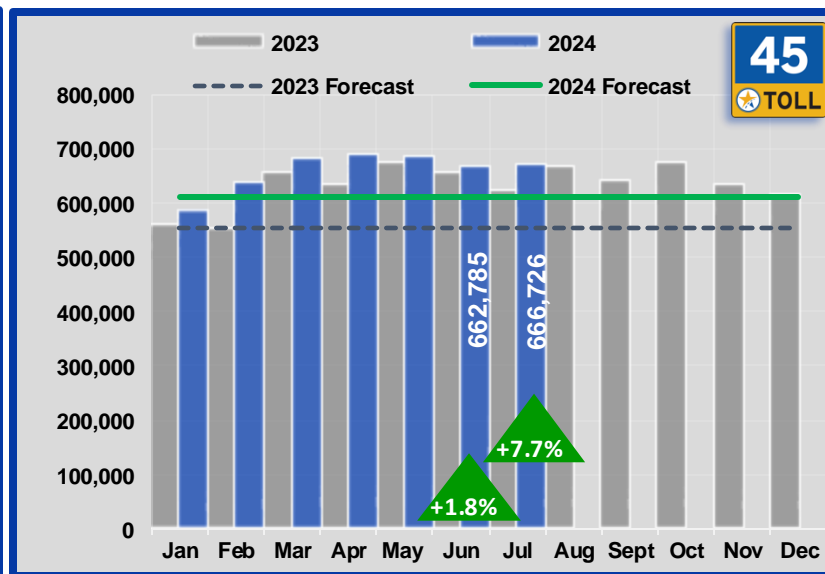
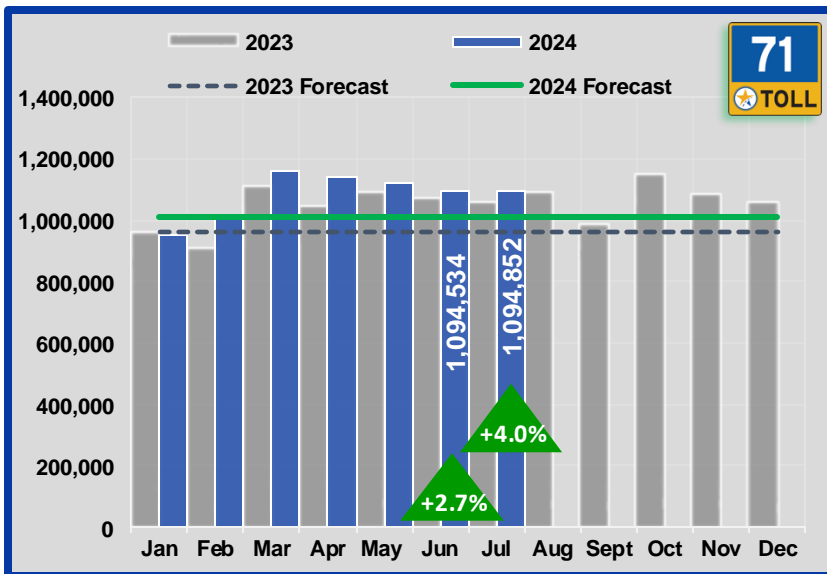
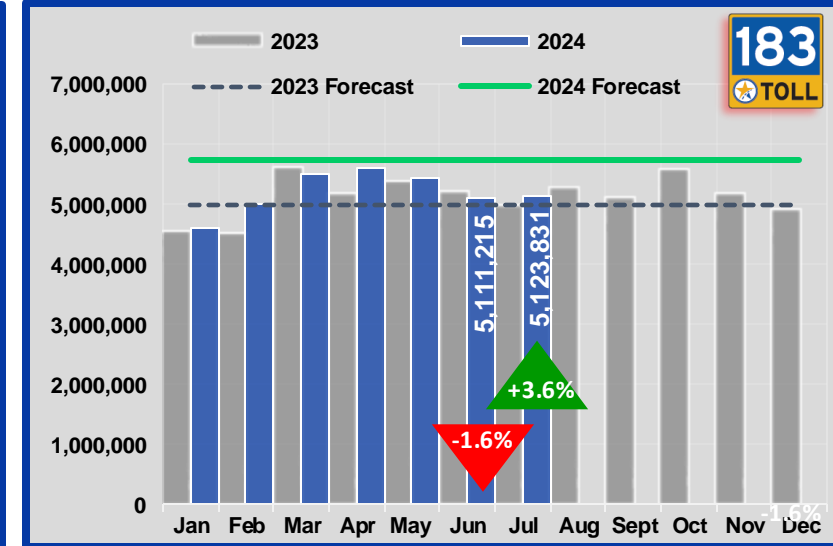
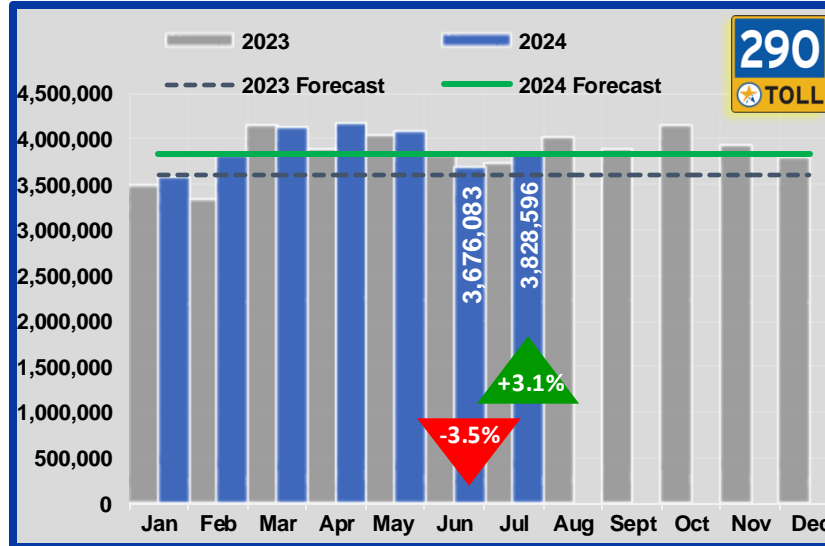
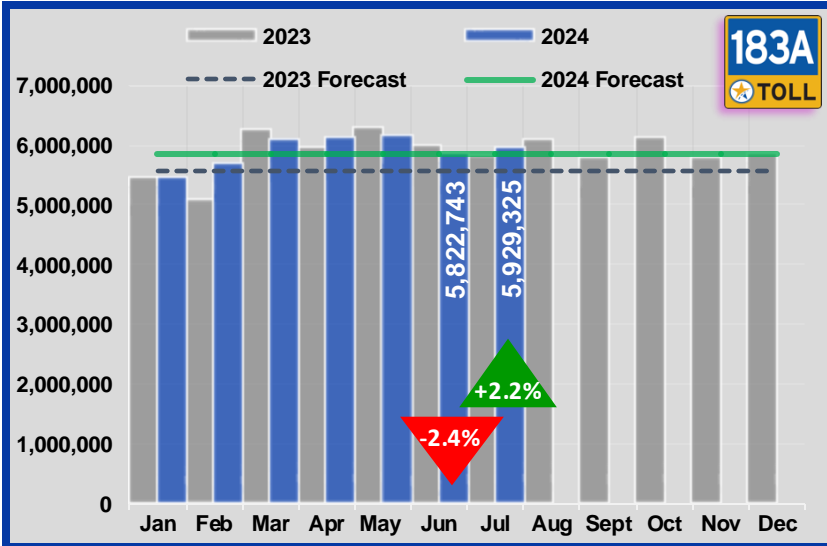
James M. Bass  
Executive Director

## Executive Director Report

- A. Recent agency staff activities
- B. Agency roadway performance metrics
- C. Update on efforts to increase pre-paid account penetration
- D. Barton Skyway Ramp Relief celebration
- E. 290 Phase IV

# Monthly Transaction Trend by Roadway

(Percent Change Over June & July 2023)

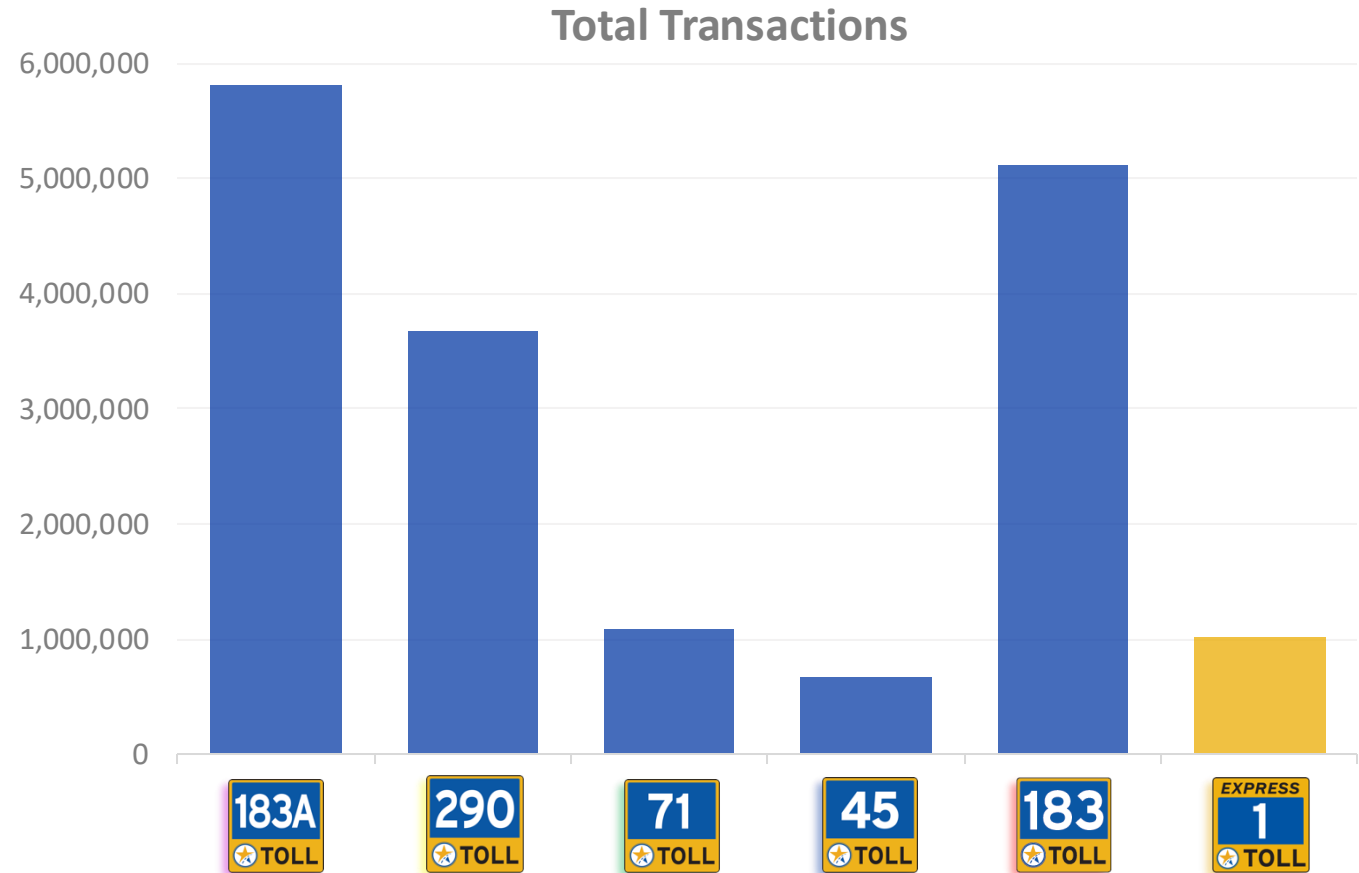


# Transactions and Pre-Paid Penetration

June 2024



Roadway	Total Pre-paid Penetration %
183A Toll	63.52%
290 Toll	55.58%
71 Toll	58.17%
45SW Toll	64.56%
183S Toll	53.51%
MoPac	65.16%
<b>ALL</b>	<b>55.31%</b>

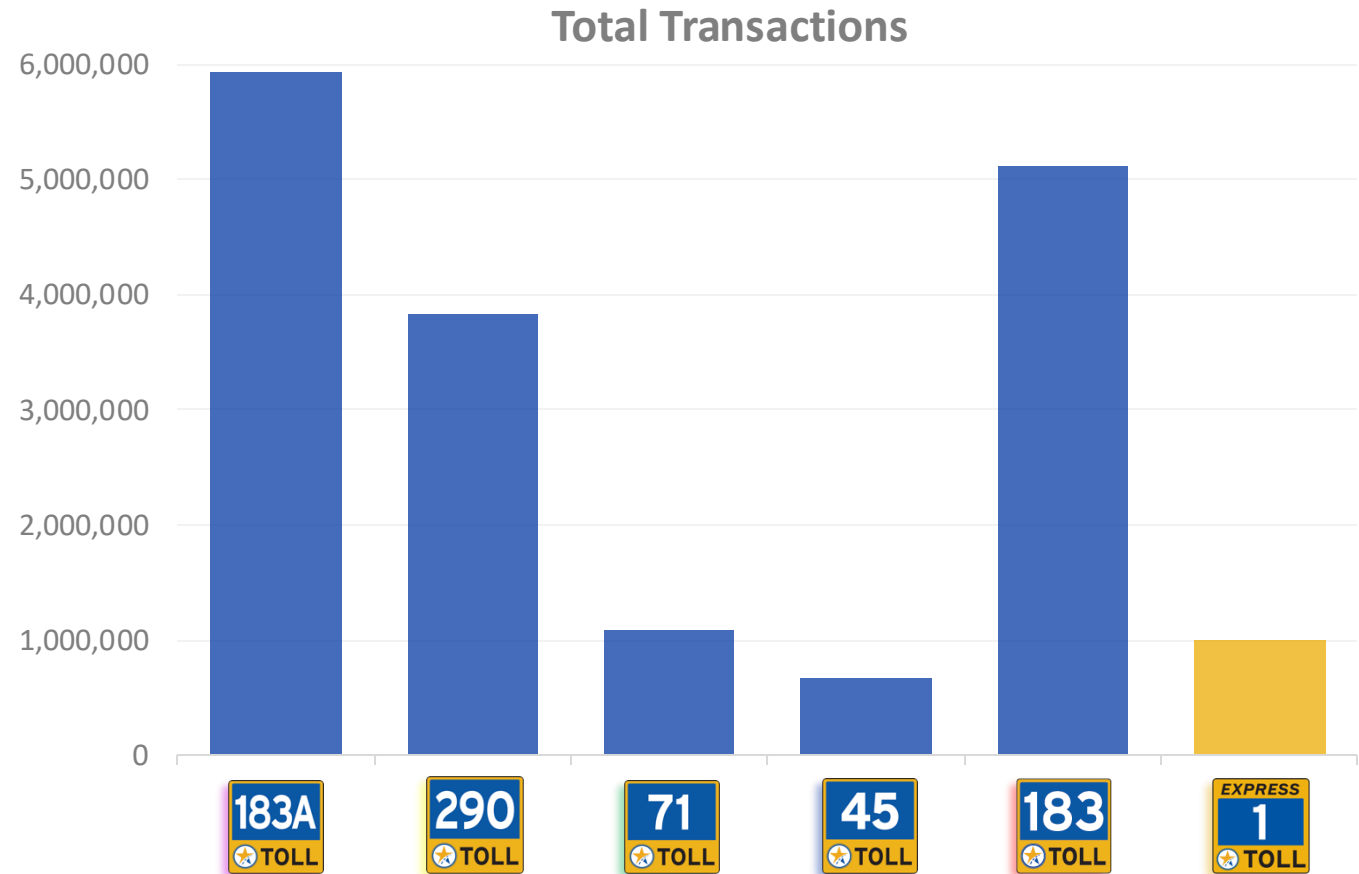


# Transactions and Pre-Paid Penetration

July 2024



Roadway	Total Pre-paid Penetration %
183A Toll	63.47%
290 Toll	55.90%
71 Toll	58.10%
45SW Toll	64.67%
183S Toll	53.35%
MoPac	64.21%
<b>ALL</b>	<b>55.36%</b>





# AGENDA ITEM #17A-B

---

James M. Bass  
Executive Director

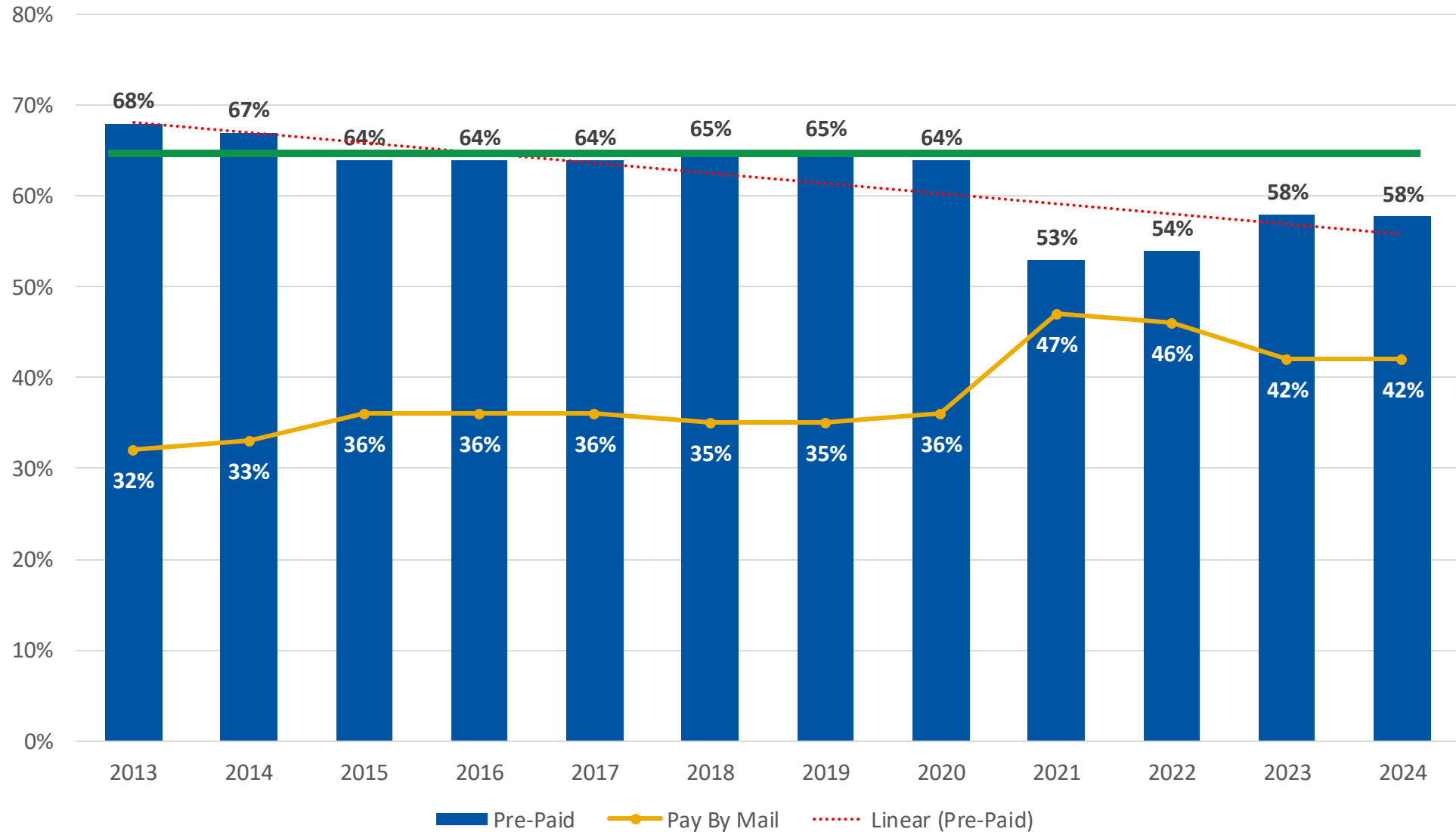
## Executive Director Report

- A. Recent agency staff activities
- B. Agency roadway performance metrics
- C. Update on efforts to increase pre-paid account penetration
- D. Barton Skyway Ramp Relief celebration
- E. 290 Phase IV



# Pre-paid Penetration Historical Trends

## By Calendar Year: 2013-2024





# AGENDA ITEM #17A-B

---

James M. Bass  
Executive Director

## Executive Director Report

- A. Recent agency staff activities
- B. Agency roadway performance metrics
- C. Update on efforts to increase pre-paid account penetration
- D. Barton Skyway Ramp Relief celebration
- E. 290 Phase IV



# AGENDA ITEM #17A-B

---

James M. Bass  
Executive Director

## Executive Director Report

- A. Recent agency staff activities
- B. Agency roadway performance metrics
- C. Update on efforts to increase pre-paid account penetration
- D. Barton Skyway Ramp Relief celebration
- E. 290 Phase IV

# 290E PHASE IV PROJECT



- **Project Description:** Extension of 290E Toll from SH 130 to Elgin
- **Scope:** Schematic and Environmental Study
- **Project Funding:** Mobility Authority Capital Budget (Development)



CENTRAL TEXAS REGIONAL  
**MOBILITY AUTHORITY**

# **EXECUTIVE SESSION**

---



# EXECUTIVE SESSION

---

ITEMS #18-22

18. Discuss acquisition of one or more parcels or interests in real property needed for a Mobility Authority headquarters, including facilities for traffic and incident management and other agency functions, pursuant to §551.071 (Consultation with Attorney) and §551.072 (Deliberation Regarding Real Property; Closed Meeting).
19. Discuss legal issues related to claims by or against the Mobility Authority; pending or contemplated litigation and any related settlement offers; or other matters as authorized by §551.071 (Consultation with Attorney).
20. Discuss legal issues related to the development of the Mopac South Project, as authorized by §551.071 (Consultation with Attorney).
21. Discuss legal issues relating to procurement and financing of Mobility Authority transportation projects and toll system improvements, as authorized by §551.071 (Consultation with Attorney).
22. Discuss personnel matters as authorized by §551.074 (Personnel Matters).



CENTRAL TEXAS REGIONAL  
**MOBILITY AUTHORITY**

REGULAR MEETING OF THE

# BOARD OF DIRECTORS

**ADJOURN MEETING #23**

**August 28, 2024**