

**MEETING OF THE AUDIT COMMITTEE
OF THE
CENTRAL TEXAS REGIONAL MOBILITY AUTHORITY**

RESOLUTION NO. 23-039

**ACCEPTING THE INDEPENDENT AUDIT REPORTS FROM RSM US LLP
FOR THE FISCAL YEAR ENDING JUNE 30, 2023**

WHEREAS, by Resolution No. 09-50 enacted July 31, 2009, the Board of Directors established the Audit Committee as a standing committee of the Board of Directors, consisting of all of the members of the Board of Directors; and

WHEREAS, under Resolution No. 09-50 and Section 101.036 of the Mobility Authority Policy Code, the Audit Committee is authorized to exercise all powers and authority of the Board of Directors with respect to Mobility Authority finances, and accordingly acts as, and on behalf of, the Board of Directors with respect to the matters addressed by this resolution; and

WHEREAS, the firm of RSM US LLP, has been engaged to provide an independent audit of the finances of the Central Texas Regional Mobility Authority for the fiscal year ending on June 30, 2023, and has presented that audit to the Audit Committee; and

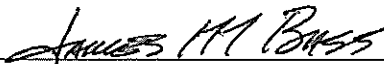
WHEREAS, the Audit Committee has reviewed the "Report to the Board of Directors" and the "Basic Financial Statements" prepared by RSM US LLP, attached respectively as Exhibits A and B to this resolution, and has heard and considered the presentation on the audit by RSM US LLP.

NOW THEREFORE, BE IT RESOLVED, that the Audit Committee accepts the independent audit reports of the Central Texas Regional Mobility Authority prepared by RSM US LLP for the fiscal year ending on June 30, 2023, subject to the correction of any errata items; and

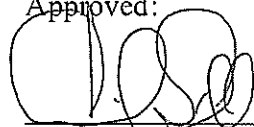
BE IT FURTHER RESOLVED that this resolution constitutes approval by the Audit Committee of the investment reports required by 43 *Texas Administrative Code* Rule §26.61(b).

Adopted by the Audit Committee of the Board of Directors of the Central Texas Regional Mobility Authority on the 25th day of October 2023.

Submitted and reviewed by:



James M. Bass
Executive Director

Approved:


David Singleton
Chairman, Audit Committee

Exhibit A

Report to the Board of Directors




CENTRAL TEXAS REGIONAL MOBILITY AUTHORITY

FY 2023 AUDIT RESULTS

Report to the Members of the Audit Committee and
the Board of Directors

October 25, 2023



To the Members of the Audit Committee
and the Board of Directors
Central Texas Regional Mobility Authority

We are pleased to present this report related to our audit of the financial statements of Central Texas Regional Mobility Authority (the Authority) as of and for the year ended June 30, 2023. Our report shares the results of our audit work as required by professional standards, which we believe will help you in executing your oversight responsibility for the Authority's financial reporting process.

It will be our pleasure to respond to any questions you have regarding this report. We appreciate the opportunity to continue to be of service to the Authority.

This report is intended solely for the information and use of the Board of Directors; the Audit Committee; and management, and is not intended to be, and should not be, used by anyone other than these specified parties.



Helping you meet requirements, turn challenges into opportunities and improve your business.

Agenda

EXECUTIVE SUMMARY

REQUIRED COMMUNICATION

- ACCOUNTING POLICIES AND PRACTICES
- SIGNIFICANT ACCOUNTING ESTIMATES
- AUDIT ADJUSTMENTS
- OBSERVATIONS ON THE AUDIT PROCESS



Executive Summary

Audit Status

The 2023 audit is nearing completion.

We expect and will issue an unmodified opinion on the financial statements.

Audit Overview

Report including financial and no compliance audit performed under *Government Auditing Standards* due to low level of state funding

Significant Changes to the Planned Audit Strategy

There were no significant changes to the planned audit strategy as communicated to the audit committee in our report.

Significant Risks

We did not identify other significant risks subsequent to those we communicated to you in our report dated March 29, 2023, except for the removal of the planned testing over the data platform for tolling operations.

Audit Adjustments or Uncorrected Misstatements

During our audit, we did not identify audit adjustments and uncorrected misstatements.

Deficiencies in Internal Control

We did not identify any material weaknesses or significant deficiencies required to be reported.



Accounting Policies and Practices

The following required communications summarize our responsibilities regarding the financial statement audit as well as observations arising from our audit that are significant and relevant to your responsibility to oversee the financial reporting process.

Matter to Report	Yes	No
Changes to the planned scope and timing of the audit	✓	We have issued a separate communication dated March 29, 2023, regarding the planned scope and timing of our audit and identified significant risks.
Accounting policies and practices		
Preferability of accounting policies and practices	✓	Under accounting principles generally accepted in the United States of America, management may select among alternative accounting practices in certain circumstances. In our view, in such circumstances, management has selected the preferable accounting practice.
Adoption of, or change in, accounting policies	✓	Management has the ultimate responsibility for the appropriateness of the accounting policies used by the Authority. Except for pay by mail tolls and GASB Statement No. 96 <i>Subscription Based Information Technology Arrangements</i> , the Authority did not adopt any significant new accounting policies nor change any significant accounting policies during the current period.
Significant accounting policies	✓	We did not identify any significant accounting policies in controversial or emerging areas for which there is a lack of authoritative guidance or consensus.
Significant unusual transactions	✓	We did not identify any significant unusual transactions.

Significant Accounting Estimates

Accounting estimates are an integral part of the preparation of financial statements and are based upon management's current judgment. The process used by management encompasses their knowledge and experience about past and current events, and certain assumptions about future events.

Valuation of Accounts Receivable (pay by mail tolls)

Accounting policy

With appropriate provision for uncollectible accounts, the Authority recognizes revenue from pay by mail toll transactions at the time a transaction is completed, the owner is identified and billed.

Management's estimation process

The provision for the uncollectible accounts is made based on the collection history of the authority for similar activity.

Basis for our conclusion on the reasonableness of the estimate

We tested the fairness of the provision for uncollectible accounts using past collection history of pay by mail transactions. We concluded management's estimates are reasonable

Significant Accounting Estimates

Accounting estimates are an integral part of the preparation of financial statements and are based upon management's current judgment. The process used by management encompasses their knowledge and experience about past and current events, and certain assumptions about future events.

Valuation of Investments

Accounting policy

The money market mutual fund and local government investment pool are reported at net asset values (NAV) based on amortized cost. Investments in debt securities are reported at cost if a short-term instrument or fair value based on pricing service models.

Management's estimation process

Fair value is the price that would be received to sell an asset in an orderly transaction between market participants at the measurement date. Investments in debt securities are reported at cost if a short-term instrument or fair value based upon pricing service models. The money market mutual fund and local government investment pool are reported at the NAV.

Basis for our conclusion on the reasonableness of the estimate

We tested the fair value of investments and the investments measured using NAV. We concluded management's estimates are reasonable

Significant Accounting Estimates

Accounting estimates are an integral part of the preparation of financial statements and are based upon management's current judgment. The process used by management encompasses their knowledge and experience about past and current events, and certain assumptions about future events.

Depreciable Life of Property and Equipment

Accounting policy

The depreciable life of property and equipment is set at the estimated useful life of the related asset.

Management's estimation process

The determination is made at the time the asset is placed into service and involves various judgments and assumptions, including the estimated useful life and prior experience.

Basis for our conclusion on the reasonableness of the estimate

We concluded the estimates used by management are reasonable.

Significant Accounting Estimates

Accounting estimates are an integral part of the preparation of financial statements and are based upon management's current judgment. The process used by management encompasses their knowledge and experience about past and current events, and certain assumptions about future events.

Pension Expense and Net Pension Asset/Liability

Accounting policy

The Authority participates in the Texas County and District Retirement System (TCDRS), a statewide agent multiple-employer retirement system. The Authority's agent measures its pension expense and net pension asset/liability based on approved demographic and economic assumptions approved by the Plan. The measurement is used to record the pension expense and net pension asset/liability in its financial statements and discloses the pension expense and net pension asset/liability in Note 7 to the financial statements.

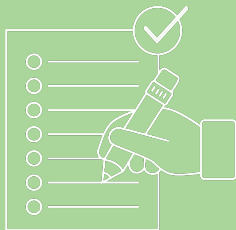
Management's estimation process

The pension expense and net pension asset/liability were measured as of December 31, 2022. This calculation is prepared by an independent actuarial company engaged by TCERS, and the Authority's agent reviews and considers the appropriateness of the assumptions.

Basis for our conclusion on the reasonableness of the estimate

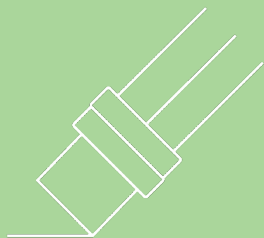
We concluded the estimates used by management are reasonable.

Audit Adjustments and Uncorrected Misstatements



AUDIT ADJUSTMENTS

There were no audit adjustments made to the final trial balance presented to us as part of our audit.



UNCORRECTED MISSTATEMENTS

We are not aware of any uncorrected misstatements other than misstatements that are clearly trivial.

Observations About the Audit Process

Matter to Report	Yes	No
Observations about the audit process		
Significant issues discussed with management		✓ No significant issues arising from the audit were discussed or the subject of correspondence with management.
Disagreements with management		✓ There were no disagreements with management.
Significant difficulties encountered in performing the audit		✓ We did not encounter any significant difficulties in dealing with management during the audit.
Consultations with other accountants		✓ We are not aware of any consultations management had with other accountants about accounting or auditing matters.
Difficult or contentious matters that required consultation		✓ We did not encounter any significant and difficult or contentious matters that required consultation outside our engagement team.

RSM CONTACTS

Marc Sewell

Partner
Audit Services
+1 210 253 1506
marc.sewell@rsmus.com

Tino Robledo

Senior Director
Audit Services
tino.robledo@rsmus.com

Heath Jackson

Manager
Audit Services
Heath.jackson@rsmus.com

Joel Perez

Relationship Partner
Consulting Services
Joel.perez@rsmus.com



RSM US LLP is a limited liability partnership and the U.S. member firm of RSM International, a global network of independent audit, tax and consulting firms. The member firms of RSM International collaborate to provide services to global clients, but are separate and distinct legal entities that cannot obligate each other. Each member firm is responsible only for its own acts and omissions, and not those of any other party. Visit rsmus.com/aboutus for more information regarding RSM US LLP and RSM International. RSM® and the RSM logo are registered trademarks of RSM International Association. RSM, the RSM logo and *the power of being understood* are registered trademarks of RSM International Association. © 2021 RSM US LLP. All Rights Reserved.



Exhibit B

Basic Financial Statements



CENTRAL TEXAS REGIONAL
MOBILITY AUTHORITY

ANNUAL FINANCIAL REPORT

20
23

For the Fiscal Year Ended June 30, 2023

Central Texas Regional Mobility Authority

Basic Financial Statements
June 30, 2023

Contents

Financial Section

Independent auditor's report	1-2
Management's discussion and analysis	3-9

Basic Financial Statements

Statement of net position	10-11
Statement of revenues, expenses and changes in net position	12
Statement of cash flows	13
Statement of fiduciary net position—fiduciary funds	14
Statement of changes in fiduciary net position—fiduciary funds	15
Notes to financial statements	16-46
Required supplementary information—pension plan	47-51
Supplementary information—indenture cash flow and debt service coverage	52



Independent Auditor's Report

RSM US LLP

Board of Directors
Central Texas Regional Mobility Authority

Opinions

We have audited the financial statements of the business-type activities and fiduciary activities of Central Texas Regional Mobility Authority (the Authority), as of and for the year ended June 30, 2023, and the related notes to the financial statements, which collectively comprise the Authority's basic financial statements as listed in the table of contents.

In our opinion, the accompanying financial statements referred to above present fairly, in all material respects, the respective financial position of the business-type activities and fiduciary activities of the Authority as of June 30, 2023, and the respective changes in financial position and, where applicable, cash flows thereof for the year then ended in accordance with accounting principles generally accepted in the United States of America.

Basis for Opinions

We conducted our audits in accordance with auditing standards generally accepted in the United States of America (GAAS). Our responsibilities under those standards are further described in the Auditor's Responsibilities for the Audit of the Financial Statements section of our report. We are required to be independent of the Authority and to meet our other ethical responsibilities, in accordance with the relevant ethical requirements relating to our audit. We believe that the audit evidence we have obtained is sufficient and appropriate to provide a basis for our audit opinions.

Responsibilities of Management for the Financial Statements

Management is responsible for the preparation and fair presentation of the financial statements in accordance with accounting principles generally accepted in the United States of America, and for the design, implementation and maintenance of internal control relevant to the preparation and fair presentation of financial statements that are free from material misstatement, whether due to fraud or error.

In preparing the financial statements, management is required to evaluate whether there are conditions or events, considered in the aggregate, that raise substantial doubt about the Authority's ability to continue as a going concern for twelve months beyond the financial statement date, including any currently known information that may raise substantial doubt shortly thereafter.

Auditor's Responsibilities for the Audit of the Financial Statements

Our objectives are to obtain reasonable assurance about whether the financial statements as a whole are free from material misstatement, whether due to fraud or error, and to issue an auditor's report that includes our opinions. Reasonable assurance is a high level of assurance but is not absolute assurance and therefore is not a guarantee that an audit conducted in accordance with GAAS will always detect a material misstatement when it exists. The risk of not detecting a material misstatement resulting from fraud is higher than for one resulting from error, as fraud may involve collusion, forgery, intentional omissions, misrepresentations, or the override of internal control. Misstatements are considered material if there is a substantial likelihood that, individually or in the aggregate, they would influence the judgment made by a reasonable user based on the financial statements.

In performing an audit in accordance with GAAS, we

- Exercise professional judgment and maintain professional skepticism throughout the audit.
- Identify and assess the risks of material misstatement of the financial statements, whether due to fraud or error, and design and perform audit procedures responsive to those risks. Such procedures include examining, on a test basis, evidence regarding the amounts and disclosures in the financial statements.
- Obtain an understanding of internal control relevant to the audit in order to design audit procedures that are appropriate in the circumstances, but not for the purpose of expressing an opinion on the effectiveness of the Authority's internal control. Accordingly, no such opinion is expressed.
- Evaluate the appropriateness of accounting policies used and the reasonableness of significant accounting estimates made by management, as well as evaluate the overall presentation of the financial statements.
- Conclude whether, in our judgment, there are conditions or events, considered in the aggregate, that raise substantial doubt about the Authority's ability to continue as a going concern for a reasonable period of time.

We are required to communicate with those charged with governance regarding, among other matters, the planned scope and timing of the audit, significant audit findings and certain internal control-related matters that we identified during the audit.

Required Supplementary Information

Accounting principles generally accepted in the United States of America require that the management's discussion and analysis and the required supplementary information—pension plan, be presented to supplement the basic financial statements. Such information is the responsibility of management and, although not a part of the basic financial statements, is required by the Governmental Accounting Standards Board who considers it to be an essential part of financial reporting for placing the basic financial statements in an appropriate operational, economic or historical context. We have applied certain limited procedures to the required supplementary information in accordance with auditing standards generally accepted in the United States of America, which consisted of inquiries of management about the methods of preparing the information and comparing the information for consistency with management's responses to our inquiries, the basic financial statements and other knowledge we obtained during our audit of the basic financial statements. We do not express an opinion or provide any assurance on the information because the limited procedures do not provide us with sufficient evidence to express an opinion or provide any assurance.

Supplementary Information

Our audit was conducted for the purpose of forming opinions on the financial statements that collectively comprise the Authority's basic financial statements. The indenture cash flow and debt service coverage is presented for purposes of additional analysis and is not a required part of the basic financial statements. Such information is the responsibility of management and was derived from and relates directly to the underlying accounting and other records used to prepare the basic financial statements. The information has been subjected to the auditing procedures applied in the audit of the basic financial statements and certain additional procedures, including comparing and reconciling such information directly to the underlying accounting and other records used to prepare the basic financial statements or to the basic financial statements themselves, and other additional procedures in accordance with GAAS. In our opinion, the indenture cash flow and debt service coverage is fairly stated, in all material respects, in relation to the basic financial statements as a whole.

RSM US LLP

Austin, Texas
November 16, 2023

Central Texas Regional Mobility Authority

Management's Discussion and Analysis June 30, 2022

MANAGEMENT DISCUSSION AND ANALYSIS (MD&A)

The Central Texas Regional Mobility Authority (the Authority) presents the following discussion and analysis of the Authority's financial activities during the fiscal year that ended June 30, 2023. This section is intended to be read in conjunction with the Authority's financial statements, which immediately follow this section.

OVERVIEW OF THE FINANCIAL STATEMENTS

The financial section of this annual report consists of four parts: management's discussion and analysis, the basic financial statements, the notes to the financial statements and the required supplementary information.

The financial statements provide both long-term and short-term information about the Authority's overall financial status. The financial statements also include notes that explain some of the information in the financial statements and provide more detailed data.

Basic financial statements: The financial statements are designed to provide readers with an overview of the Authority's finances in a manner similar to private-sector business.

The *Statement of Net Position* present information on all of the Authority's assets and deferred outflows, as well as the Authority's liabilities and deferred inflows with the difference reported as *net position*. Over time, increases or decreases in net position may serve as a useful indicator of whether the financial position of the Authority is improving or deteriorating. The Statements of Net Position can be found on pages 10-11 of this report.

The *Statement of Revenues, Expenses and Changes in Net Position* present information showing how the Authority's net position changed during the fiscal year ended June 30, 2023. All changes in net position are reported as soon as the underlying event giving rise to the change occurs, regardless of the timing of related cash flows. Therefore, revenues and expenses are reported in this statement for some items that will only result in cash flows in future fiscal periods. The increase or decrease in net position may serve as an indicator of the effect of the Authority's current year operations on its financial position. The Statements of Revenues, Expenses and Changes in Net Position can be found on page 12 of this report.

The *Statement of Cash Flows* summarize all of the Authority's cash flows into three categories as applicable: 1) cash flows from operating activities, 2) cash flows from capital and related financing activities and 3) cash flows from investing activities. The Statement of Cash Flows can be found on page 13 of this report. The Statements of Cash Flows, along with the related notes and information in other financial statements, can be useful in assessing the following:

- The Authority's ability to generate future cash flows
- The Authority's ability to pay its debt as the debt matures
- Reasons for the difference between the Authority's operating cash flows and operating income
- The impact of the Authority's financial position of cash and noncash transactions from investing, capital and financing activities

Central Texas Regional Mobility Authority

Management's Discussion and Analysis (Continued) June 30, 2023

Fiduciary Funds are used to account for resources that a government holds as a trustee or agent on behalf of an outside party that cannot be used to support the government's own programs. The Statement of Fiduciary Net Position and Statement of Changes in Fiduciary Net Position reports the assets, liability and related activity of the Nationwide Retirement Solutions Governmental Profit Sharing Plan and Trust Defined Contribution Plan and custodial funds held in trust for construction projects of other local governments. The fiduciary funds are reported using the economic resources measurement focus and are prepared on the accrual basis of accounting in conformity with U.S. Generally Accepted Accounting Principles. Contributions and income are recorded when earned and benefits and expenses are recorded when a liability is incurred, regardless of the timing of the related cash flow. The Authority is reporting fiduciary fund financial statements in the following two fund categories:

Other Employee Benefit Trust Funds are used to report fiduciary activities that are other employee benefit plans for which resources are held in trust that meet the criteria outlined by the Governmental Accounting Standards Board (GASB).

Custodial funds are used to report fiduciary activities for resources that are held in trust that meet the criteria outlined by GASB and that are not required to be reported in pension trust funds, investment trust fund or private purpose trust funds.

The *Notes to Financial Statements* provide additional information that is essential to a full understanding of the data provided in the basic financial statements. The Notes to Financial Statements can be found starting on page 16 of this report.

FINANCIAL HIGHLIGHTS—Business type activities

- Total operating revenue increased to \$225.7 million in 2023 from \$175.0 million in 2022 or a 29% increase.
- Total operating expenses were approximately \$106.3 million and \$105.4 million in 2023 and 2022, respectively.
- Total construction in progress was approximately \$351.8 million and \$265.7 million as of June 30, 2023 and 2022, respectively. Construction in progress increased from June 30, 2022 by approximately \$86 million due to the continued construction of the 183 North Project which is nine miles of two variably-priced express lanes in each direction in the existing median along US 183 in northwest Austin. Additionally, the 183A Phase III project is also under construction which will add six miles of two toll lanes in each direction.
- Total restricted cash and cash equivalents decreased from \$745.2 million in 2022 to \$692.6 million in 2023. The overall decrease in restricted cash and cash equivalents was largely due to spending on ongoing projects and debt service on long term debt.

Central Texas Regional Mobility Authority

Management's Discussion and Analysis (Continued) June 30, 2023

FINANCIAL ANALYSIS OF THE AUTHORITY

Net position: As noted above, net position may serve over time as a useful indicator of the Authority's financial position. The net position reflects an un-expendable and expendable portion of net position. The Authority's assets and deferred outflows exceeded liabilities and deferred inflows by approximately \$685.4 million and \$620.9 million as of June 30, 2023 and 2022, respectively (see Table A-1). As of June 30, 2023 and 2022, the largest portion of the Authority's net position is reflected its investment in capital assets (the Tolling System infrastructure and related assets) net of any outstanding debt used to acquire those assets. The restricted portion of net position, as of June 30, 2023 and 2022, is proceeds restricted for debt service or construction expenditures. Although the Authority's investment in its capital assets is reported net of related debt, it should be noted that the resources needed to repay this debt must be provided from other sources, since the capital assets themselves cannot be used to liquidate these liabilities.

Table A-1
Condensed Schedules of Net Position Information
(In Thousands of Dollars)

	2023	2022
Current assets	\$ 391,784	\$ 327,427
Restricted assets	721,380	827,966
Pension asset	1,046	2,549
Capital assets	2,203,299	2,136,294
Total assets	3,317,509	3,294,236
Deferred outflows of resources	170,252	180,258
Total assets and deferred outflows of resources	\$ 3,487,761	\$ 3,474,494
Total liabilities	2,802,262	2,851,754
Deferred inflows of resources	79	1,817
Total liabilities and deferred inflows of resources	2,802,341	2,853,571
Net position:		
Invested in capital assets	206,821	269,891
Restricted for other purposes	179,426	78,396
Unrestricted	299,173	272,636
Total net position	\$ 685,420	\$ 620,923

For fiscal year 2023, the restricted asset decrease is mainly attributable to ongoing projects which include the 183 North Project and 183A Phase III in addition to the servicing of long term debt. For fiscal year 2022, the restricted asset decrease is mainly attributable to ongoing projects which include the 183 North Project and 183A Phase III.

Central Texas Regional Mobility Authority

Management's Discussion and Analysis (Continued)

June 30, 2023

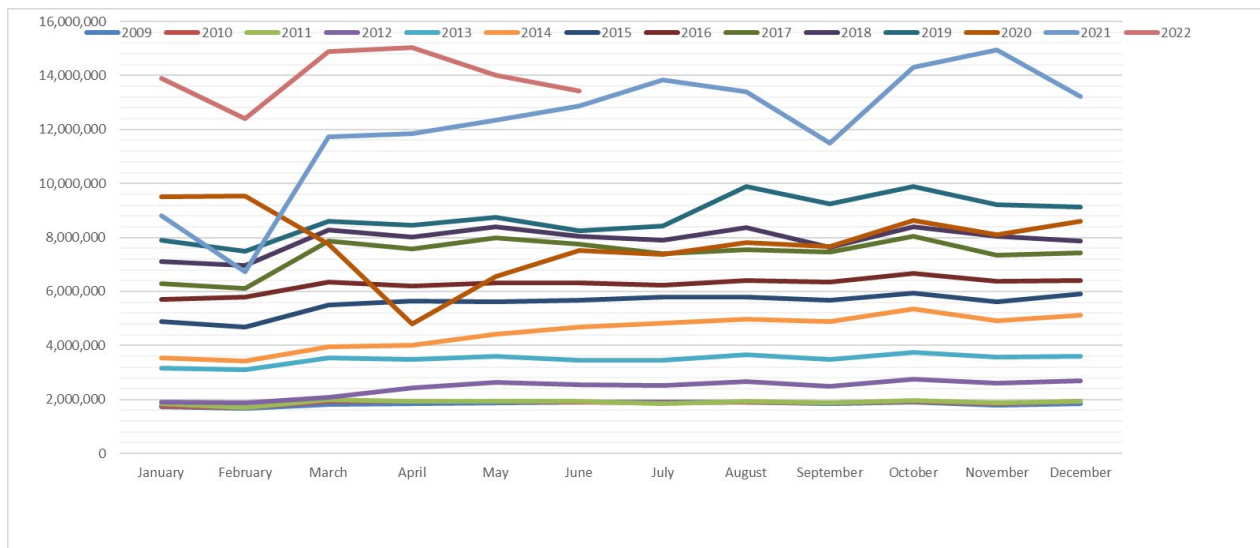
For fiscal years 2023 and 2022, excluding accumulated depreciation, depreciable capital assets remained about the same at \$2.18 billion, as a result of the ongoing construction and current period additions of approximately \$2.1 million in fiscal year 2023.

Changes in net position: The operating revenues increased in 2023 compared to 2022. For 2023, the tolling activity increased significantly which increased tolling revenue by \$50.6 million or 29%. For both 2023 and 2022, the tolling activity includes the 183A Turnpike Project (Phases I and II), the 290E Project (Phases I, II and III), the SH 71 Express Project, SH 45 Southwest Project and 183 South Project. The average daily Tolling System transactions increased to approximately 529.9 thousand per day in 2023 from approximately 481.3 thousand per day in 2022 or from an annual transaction total of approximately 175.6 million to 193.4 million from 2022 to 2023. The total revenue increase in 2023 is attributable to the traffic rebounding above pre-pandemic level in 2023 compared to 2022.

Activity in the MoPac Improvement Project is not reflected in the total Tolling System transactions above and is not included in the Authority's Tolling System established by the bond indenture securing the Authority's toll revenue obligations. For fiscal year 2023 and 2022, activity of the MoPac Improvement Project consisted of approximately 10.2 million and 10.6 million transactions, respectively, and approximately \$14.8 million and \$9.7 million in revenue, respectively.

The chart below includes transactions for the completed projects of the Authority's Tolling System for the period ending June 30, 2023 (which as of June 30, 2023, includes the 183A Turnpike Project (Phases I and II), the 290E Project (Phases I, II and III), the SH 71 Express Project, the SH 45 Southwest Project and 183 South Project).

Total Monthly Tolling System Transactions



Central Texas Regional Mobility Authority

Management's Discussion and Analysis (Continued) June 30, 2023

As noted at Table A-2, operating expenses increased by \$1.0 million from 2022 to 2023. The increases from 2022 to 2023 are related to the increase in the number of tolling transactions which result in additional expenses for license plate imaging and tag collection fees.

The nonoperating expenses (net) decreased from \$86.1 million in fiscal year 2022 to \$55.1 million in fiscal year 2023. The decrease is related to additional interest income in 2023 compared to 2022 offset by increase in interest expenses.

The change in net position before capital grants and contributions is a gain of \$64.1 million in 2023 and a loss of \$16.4 million in fiscal year 2022. See Table A-2.

Table A-2
Condensed Schedules of Revenue, Expenses and Changes in Net Position Information
(In Thousands of Dollars)

	2023	2022
Revenues:		
Toll revenue	\$ 225,664	\$ 174,812
Other operating	20	227
Total revenues	<u>225,684</u>	<u>175,039</u>
Expenses:		
Administrative expenses	9,277	8,338
Operations and maintenance	32,517	30,681
Other operating expenses	7,504	7,514
Depreciation and amortization	57,091	58,885
Total expenses	<u>106,389</u>	<u>105,418</u>
Operating income	119,295	69,621
Total net nonoperating revenue (expenses)	<u>(55,143)</u>	<u>(86,101)</u>
Change in net position—before capital grants and contributions	64,152	(16,480)
Capital grants and contributions, net	345	923
Change in net position	<u>64,497</u>	<u>(15,557)</u>
Total net position at beginning of year	620,923	636,480
Total net position at end of year	<u>\$ 685,420</u>	<u>\$ 620,923</u>

FINANCIAL ANALYSIS OF THE AUTHORITY—FIDUCIARY ACTIVITIES

- Total assets in the pension trust fund decreased in 2023 compared to 2022. Total assets were approximately \$792 thousand in 2023 and 1.5 million in 2022. The decrease is related to the investment decrease from market decline.
- Total assets in the custodial fund decreased from \$5.8 million in 2022 to \$4.3 million in 2023. The decrease is the result of the ongoing county construction projects.

Central Texas Regional Mobility Authority

Management's Discussion and Analysis (Continued) June 30, 2023

CAPITAL ASSETS AND DEBT ADMINISTRATION

Capital assets: As of June 30, 2023 and 2022, the Authority had invested approximately \$351.7 million and \$265.7 million, respectively, in construction in progress. Of the total \$351.7 million in FY 2023, the 183 North Project and the 183A Phase III Project were primary contributors to the additions. Of the \$265.7 million in FY 2022, the 183A Phase III and 183 North Project projects continued to incur Project costs. See Table A-3 and Note 3.

Table A-3
Capital Assets Information
(Net of Depreciation, in Thousands of Dollars)

	2023	2022
Property and equipment	\$ 9,429	\$ 7,740
Toll road	2,206,619	2,170,658
Accumulated depreciation	(364,536)	(307,813)
Construction in progress	351,786	265,709
Net capital assets	<u>\$ 2,203,298</u>	<u>\$ 2,136,294</u>

Long-term debt: As of June 30, 2023, and 2022, the Authority had total debt outstanding of approximately \$2.72 billion, and \$2.75 billion, respectively. See Table A-4.

Table A-4
Long Term Debt Information
(In Thousands of Dollars)

	2023	2022
Long-term debt:		
Total bonds and other obligations	\$ 2,716,101	\$ 2,750,132
Long term debt outstanding	<u>\$ 2,716,101</u>	<u>\$ 2,750,132</u>
Debt service payments:		
Principal payments	\$ 27,820	\$ 27,211
Interest payments	83,143	77,720

Excluding the TxDOT Reimbursement Amount obligation related to the SH 71 Express Project, the total debt obligations include the current portion of the obligations, which totaled \$32.4 million and \$26.2 million, for 2023, and 2022, respectively.

Additional information on the Authority's long-term debt can be found in Note 4 of this report.

On May 11, 2023, S&P Global Ratings has upgraded the Authority's senior lien revenue bonds and the subordinate lien TIFIA bonds to A from A- and the Authority's remaining subordinate lien revenue bonds to A- from BBB+.

Central Texas Regional Mobility Authority

Management's Discussion and Analysis (Continued)

June 30, 2023

Economic Factors and Next Year's Budget

The FY 2024 Operating Budget reflects a return-to-normal budget as compared to the prior year conservative budget. Revenue recovery from the impact of the pandemic occurred more quickly than anticipated and economic growth has continued to expand, resulting in transaction and revenue growth. Interest earnings recorded were much higher than what was forecasted when the FY23 budget was crafted and interest rates continue to hold steady, in part due to the actions of the Federal Reserve. The FY 2024 revenue estimate of \$257.2 million, which consists primarily of toll revenues and interest earnings, is an approximate 39% increase from the FY 2023 budget. The revenues were projected using the most recent System Traffic and Revenue estimates and historic data, including a conservative approach on interest earnings which can vary quickly. Expense estimates for FY 2024 are \$168.7 million, representing an increase of 19.7% as compared to the FY 2023 budget. The FY 2024 reflects an approach to meet the service level needs resulting from an active local economy and addressing escalating debt service schedule while maintaining more than sufficient debt service coverage than is prescribed in the CTRMA indenture covenants. Inflation increases contained in certain contractual arrangements, as well as in materials and labor, have had an impact on maintenance, operating, and capital costs for the organization.

CONTACTING THE AUTHORITY'S FINANCIAL MANAGEMENT

This financial report is designed to provide interested parties with a general overview of the Authority's finances and to demonstrate the Authority's accountability for the money it receives. If you have questions about this report or need additional financial information, contact the Central Texas Regional Mobility Authority, 3300 North IH 35, Suite 300, Austin, 78705.

Central Texas Regional Mobility Authority

**Statement of Net Position
June 30, 2023**

	2023
Current assets:	
Cash and cash equivalents (Note 2)	\$ 174,834,983
Investments (Note 2)	84,860,730
Due from other governments and accounts receivable (net of allowance) (Note 8)	21,584,006
Accrued interest receivable	693,342
Prepaid expenses and other assets	147,093
Total unrestricted	<u>282,120,154</u>
Restricted:	
Cash and cash equivalents (Note 2)	<u>109,664,549</u>
Total restricted	<u>109,664,549</u>
Total current assets	<u>391,784,703</u>
Noncurrent assets:	
Restricted assets:	
Cash and cash equivalents (Note 2)	582,940,848
Investments (Note 2)	138,438,658
Total restricted assets	<u>721,379,506</u>
Net pension asset (Note 7)	1,046,634
Total capital assets, net (Note 3)	<u>2,203,298,809</u>
Total assets	<u>3,317,509,652</u>
Total deferred outflows of resources (Notes 5 and 7)	<u>170,252,050</u>
Total assets and deferred outflows of resources	<u><u>\$ 3,487,761,702</u></u>

See notes to financial statements.

Central Texas Regional Mobility Authority

Statement of Net Position (Continued)
June 30, 2023

2023

Current liabilities:	
Payable from current assets:	
Accounts payable	\$ 2,968,176
Due to other governments	4,238,615
Lease liability	336,977
Accrued expenses	389,840
Total payable from current assets	<u>7,933,608</u>
Payable from restricted current assets:	
Construction accounts payable	36,499,356
Accrued interest payable	40,778,717
Bonds, notes payable and other obligations, current portion (Note 4)	<u>32,386,476</u>
Total payable from restricted current assets	<u>109,664,549</u>
Total current liabilities	<u>117,598,157</u>
Noncurrent liabilities:	
Lease liability	949,903
Bonds, notes payable and other obligations, net of current portion (Note 4)	<u>2,683,714,350</u>
Total noncurrent liabilities	<u>2,684,664,253</u>
Total liabilities	2,802,262,410
Total deferred inflows of resources (Notes 5 and 7)	<u>79,232</u>
Total liabilities and deferred inflows of resources	<u>2,802,341,642</u>
Net position:	
Net investment in capital assets	206,821,387
Restricted for net pension asset	2,405,721
Restricted for debt service	177,019,531
Unrestricted	<u>299,173,421</u>
Total net position	<u>\$ 685,420,060</u>

See notes to financial statements.

Central Texas Regional Mobility Authority

**Statement of Revenues, Expenses and Changes in Net Position
Year Ended June 30, 2023**

	2023
Operating revenues:	
Tolls	\$ 225,664,426
Other operating	20,356
Total operating revenues	<u>225,684,782</u>
Operating expenses:	
Administrative expenses	9,277,281
Operations and maintenance	32,517,452
Other operating expenses	7,504,510
Depreciation and amortization	57,090,620
Total operating expenses	<u>106,389,863</u>
Operating income	<u>119,294,919</u>
Nonoperating revenues (expenses):	
Interest income	36,275,753
Undeveloped project loss	(2,148,142)
Financing expense	(32,000)
Interest expense	(89,238,160)
Total nonoperating revenues (expenses), net	<u>(55,142,549)</u>
Change in net position before capital grants and contributions	64,152,370
TxDOT capital grants and contributions	344,737
Change in net position	<u>64,497,107</u>
Total net position at beginning of year,	<u>620,922,953</u>
Total net position at end of year	<u>\$ 685,420,060</u>

See notes to financial statements.

Central Texas Regional Mobility Authority

Statement of Cash Flows Years Ended June 30, 2023

2023

Cash flows from operating activities:	
Receipts from toll fees	\$ 222,519,790
Receipts from other income	20,356
Payments to vendors	(44,035,987)
Payments to employees	(5,740,777)
Net cash flows provided by operating activities	172,763,382
Cash flows from capital and related financing activities:	
Contributions on refunded obligations	-
Payments on interest	(87,911,113)
Payments on obligations	(30,186,640)
Payments for capital assets	(8,171,615)
Payments for construction in progress	(128,264,538)
Proceeds from capital grants	344,737
Net cash flows used in capital and related financing activities	(254,189,169)
Cash flows from investing activities:	
Interest income	36,277,772
Purchase of investments	(305,761,522)
Proceeds from sale or maturity of investments	383,044,448
Net cash flows provided by investing activities	113,560,698
Net increase in cash and cash equivalents	32,134,911
Cash and cash equivalents at beginning of year	835,305,469
Cash and cash equivalents at end of year	\$ 867,440,380
Reconciliation of change in net position to net cash provided by operating activities:	
Operating income	\$ 119,294,919
Adjustments to reconcile change in net position to net cash provided by operating activities:	
Depreciation and amortization	57,090,620
Changes in assets and liabilities:	
Decrease in due from other governments	(3,144,636)
Decrease in prepaid expenses and other assets	(19,030)
Decrease in accounts payable	(498,286)
Increase in accrued expenses	744,266
Increase in pension asset	1,503,184
Increase in deferred outflow of resources	(2,007,357)
Decrease in deferred inflow of resources	(200,298)
Total adjustments	53,468,463
Net cash flows provided by operating activities	\$ 172,763,382
Reconciliation of cash and cash equivalents:	
Unrestricted cash and cash equivalents	\$ 174,834,983
Restricted cash and cash equivalents:	
Current	109,664,549
Noncurrent	582,940,848
Total	\$ 867,440,380

See notes to financial statements.

Central Texas Regional Mobility Authority

**Statement of Fiduciary Net Position—Fiduciary Funds
June 30, 2023**

	2023	
	Pension Trust Fund	Custodial Fund
Assets:		
Restricted:		
Cash and cash equivalents (Note 2)	\$ -	\$ 4,304,883
Investments (Note 2):		
Collective Investment Fund	792,373	-
Total assets	<u>792,373</u>	<u>4,304,883</u>
Payable:		
Account payable	-	113,000
	<u>-</u>	<u>113,000</u>
Net position:		
Restricted:		
Other governments	-	4,191,883
Pension	792,373	-
Total net position	<u>\$ 792,373</u>	<u>\$ 4,191,883</u>

See notes to financial statements.

Central Texas Regional Mobility Authority

**Statement of Changes in Fiduciary Net Position—Fiduciary Funds
Year Ended June 30, 2023**

	2023	
	Pension Trust Fund	Custodial Fund
Additions:		
Contributions:		
Employer	\$ 122,954	\$ -
Total contributions	<u>122,954</u>	<u>-</u>
Investment earnings:		
Net (decrease) in fair value of investments	(359,676)	-
Interest and dividends	-	175,507
Other additions		
Deposits from other governments	-	102,000
Total additions	<u>(236,722)</u>	<u>277,507</u>
 Deductions:		
Benefits paid to participants and beneficiaries	497,703	-
Construction withdrawals other governments	-	1,354,698
Total deductions	<u>497,703</u>	<u>1,354,698</u>
 Net decrease in fiduciary net position	(734,425)	(1,077,191)
 Net position, beginning	<u>1,526,798</u>	<u>5,269,074</u>
Net position, ending	<u>\$ 792,373</u>	<u>\$ 4,191,883</u>

See notes to financial statements.

Central Texas Regional Mobility Authority

Notes to Financial Statements June 30, 2023

Note 1. Organization and Summary of Significant Accounting Policies

The financial statements of the Central Texas Regional Mobility Authority (the Authority) have been prepared in conformity with accounting principles generally accepted in the United States of America (GAAP) as applied to government units. The Governmental Accounting Standards Board (GASB) is the accepted standard-setting body for establishing governmental accounting and financial reporting principles. The more significant of the Authority's accounting policies are described below:

A. Reporting entity: The Authority was authorized by the State of Texas in 2002. The Authority is authorized to construct, maintain, repair and operate turnpike projects at locations authorized by the Legislature of the State of Texas and approved by the Texas Department of Transportation (TxDOT). The Authority receives its revenues from tolls, fees and reimbursement grants from the operation of turnpike projects and reimbursement grants for the construction of toll projects. The Authority may issue revenue bonds for the purpose of paying the costs of turnpike projects.

The Authority was formed through the joint efforts of Travis and Williamson Counties (the Counties). Their efforts began in September 2002, following the enactment of provisions by the 77th Texas Legislature authorizing the formation of regional mobility authorities (RMAs). The petition to form the Authority was filed by the Counties, and the Texas Transportation Commission granted approval for its formation in October 2002. The initial meeting of the Board of Directors (the Board) of the Authority was held in January 2003. Each County appoints three directors and the Governor appoints the presiding officer. The members are appointed in belief that the composition of the Board and the common interest in the region shared by all Board members will result in adequate representation of all political subdivisions within the geographic area of the RMA and the members will serve without pay for terms of two years. The Authority has full control over all operations, but must comply with certain bond indentures and trust agreements. The Authority employs an Executive Director who manages the day-to-day operations.

In evaluating how to define the Authority for financial reporting purposes, management has determined there are no entities over which the Authority exercises significant influence. Significant influence or accountability is based primarily on operational or financial relationships with the Authority. Since the Authority does not exercise significant influence or accountability over other entities, it has no component units.

In accordance with the provisions of GASB Statement No. 84, *Fiduciary Activities*, the Authority determined that reporting a statement of fiduciary net position and a statement of changes in fiduciary net position in the fiduciary fund financial statements of the basic financial statements would be appropriate for the following funds that meet the outlined criteria:

Other Employee Benefit Trust Funds are used to report fiduciary activities, on a calendar year basis or December 31, for which resources are held in trusts that meet the criteria outlined by GASB. The Other Employee Benefit Trust Fund is administered by Nationwide Retirement Solutions 401(a) Governmental Profit-Sharing Plan and Trust as a Defined Contribution Plan. The Authority offers discretionary contributions to its employees and all contributions made are vested immediately. For the Plan year ending December 31, 2022, the Authority made \$122,000 in discretionary employer contributions.

Custodial funds are used to report fiduciary activities for resources that are held in trust that meet the criteria outlined by GASB and that are not required to be reported in pension trust funds, investment trust funds or private purpose trust funds.

Central Texas Regional Mobility Authority

Notes to Financial Statements June 30, 2023

Note 1. Organization and Summary of Significant Accounting Policies (Continued)

B. Basis of accounting: The operations of the Authority are accounted for within a single proprietary (enterprise) fund through which all non-fiduciary financial activities are recorded. The measurement focus for an enterprise fund is the flow of economic resources. An enterprise fund follows the accrual basis of accounting. With this measurement focus, all assets, liabilities and deferred inflows and outflows of resources associated with the operations are included on the Statements of Net Position. Net position (i.e., total assets and deferred outflows net of total liabilities and deferred inflows) is segregated into amounts of net investment in capital assets, amounts restricted for capital activity and debt service pursuant to the bond indenture and amounts which are unrestricted. Under the accrual basis of accounting, revenues are recognized in the period in which they are earned, expenses are recognized in the period in which the liability is incurred regardless of the timing of related cash flows, and depreciation of capital assets is recognized. Revenue from grants and contracts specifying allowable costs to be incurred are recognized as revenue when all eligibility requirements imposed by the provider are met and qualifying expenditures have been incurred.

The fiduciary fund financial statements of the Pension Plan and the Custodial Fund are reported using the economic resources measurement focus and are prepared on the accrual basis of accounting in conformity with U.S. GAAP. Contributions and income are recorded when earned and benefits and expenses are recorded when a liability is incurred, regardless of the timing of the related cash flow.

C. Pledged revenue: In accordance with the bond indenture, as amended, between the Authority and the trustee named therein, the Authority has designated the following projects as part of the “CTRMA Turnpike System” (the Tolling System) as of June 30, 2023: the 183A Turnpike Project, the 290E Project, the 183 South Project, the SH 71 Express Project and the SH 45 Southwest Project. The trust estate established by the bond indenture is pledged to secure certain outstanding obligations of the Authority, and such trust estate includes the revenues from the Tolling System. The Tolling System may also include any future projects and other roads, bridges or other toll facilities for which the Authority has operational responsibility that the Authority designates as part of the Tolling System by official action of its Board of Directors.

D. Cash, cash equivalents and investments: Cash and cash equivalents include cash on hand, demand deposits, investments in the money market mutual fund and short-term investments with original maturities of 12 months or less from the date of acquisition. Bank deposits are fully collateralized or covered by federal depository insurance. Investments in debt securities are reported at fair value based on pricing service modeling for fixed income securities. Fair value is the price that would be received to sell an asset in an orderly transaction between market participants. Investment in local government investment pools is reported at amortized cost. The net change in fair value of investments is recorded on the Statements of Revenues, Expenses and Changes in Net Position and includes the unrealized and realized gains and losses on investments. The Authority’s investment practices for the enterprise fund and the custodial fund are governed by State statutes, the Authority’s own investment policy and bond indentures and the Texas Public Funds Investment Act. The Pension Trust Fund investments are restricted by investment options provided in the Collective Investment Fund.

Central Texas Regional Mobility Authority

Notes to Financial Statements June 30, 2023

Note 1. Organization and Summary of Significant Accounting Policies (Continued)

E. Compensated absences: Full-time regular employees are eligible for vacation, which accrues monthly. The maximum paid accrual is from 180 hours for one to two years of service and up to 336 hours for 10 plus years of service. Vested vacation leave is recorded as an expense and a liability as the benefits accrue to employees. Except for executive level benefits which allows for vesting, there are no accumulating sick leave benefits that vest for which any liability must be recognized. Accrued vacation leave is \$240,954 and is part of the total accrued expenses of \$389,840 on the Statements of Net Position as of June 30, 2023.

F. Capital assets: Capital assets, which include property and equipment, right of way and toll roads, are reported at cost. Capital assets acquired through contributions, such as those from developers or other governments, are recorded at estimated acquisition value at the date of donation. Capital assets are defined as assets with initial, individual costs exceeding \$5,000 to \$20,000, depending on the asset category. Depreciation is computed on the straight-line method over the following estimated useful lives:

	<u>Estimated Useful Lives</u>
Roads and bridges	40 years
Improvements	5-20 years
Buildings	20-30 years
Equipment	3-10 years

A full month's depreciation is taken in the month an asset is placed in service. When property and equipment are disposed, the cost and accumulated depreciation are removed from the respective accounts, and the resulting gain or loss, if any, is recorded in operations.

The Authority evaluates for impairment of capital assets when significant unexpected decline in service utility occurs. There were no asset impairments in fiscal year 2023.

G. Grants and contributions: Revenues from grants and contributions are cash and noncash which include the following: (1) Capital grants and contributions which are restricted revenues whose resources may only be spent to purchase, build or use capital assets for specified programs or (2) Operating grants and contributions which are restricted in the way they may be spent for operations of a particular program.

The Authority has entered into several construction contracts with TxDOT for the construction of roadways using Highway Planning and Construction federal funding and certain state funding for transportation improvements. During the years ended June 30, 2023, the Authority recognized capital grants and contributions of \$344,736 from TxDOT. Revenues from federal and state cost reimbursement grants and contracts are recognized as earned when all eligibility requirements, including incurring allowable expenditures, have been met.

Central Texas Regional Mobility Authority

Notes to Financial Statements June 30, 2023

Note 1. Organization and Summary of Significant Accounting Policies (Continued)

H. Restricted assets: Certain assets of the Authority are classified as restricted assets in the Statement of Net Position because their use is limited by applicable bond covenants or TxDOT construction contracts. When the proceeds are restricted for the acquisition or construction of noncurrent assets or are restricted for liquidation of long-term debt, they are further classified as noncurrent restricted assets. The Authority's policy is to first apply restricted resources when an expense is incurred for purposes for which both restricted and unrestricted net position are available. In the financial statements, restricted net position is reported for amounts that are externally restricted by creditors (e.g., bond covenants), grantors, contributors or laws and regulations of other governments or law through constitutional provision or enabling legislation.

I. Income taxes: The Authority is an instrumentality of the state of Texas. As such, income earned in the exercise of its essential government functions is exempt from federal income taxes.

J. Pensions: The net pension liability, deferred outflows and deferred inflows of resources related to pensions, pension expense, information about the fiduciary net position of the Authority's participation in the Texas County and District Retirement System (TCDRS), an Agent Plan, and additions to/deductions from TCDRS's fiduciary net position have been determined on the same basis as reported by TCDRS. For this purpose, benefit payments (including refunds of employee contributions) are recognized in the TCDRS net pension liability calculations when due and payable in accordance with the benefit terms. The investments are stated at fair value.

K. Deferred outflows and inflows of resources: The Authority has classified as deferred inflows of resources items that represent acquisition of net position that applies to future periods and will not be recognized as a revenue until then. The Authority has classified as deferred outflows of resources certain items that represent a consumption of resources that applies to a future period and, therefore, will not be recognized as an expense until then. Bond issuance cost, other than prepaid insurance, is expensed as incurred, in accordance with GASB Statement No. 65, *Items Previously Reported as Assets and Liabilities*. Deferred gains/losses on refunding (the difference between the reacquisition price and the carrying value of the existing debt) are recorded as deferred outflows of resources and amortized over the shorter of the life of the original bonds or the life of the refunding bonds.

L. Leases: The Authority follows GASB Statement No. 87, *Leases*, which defines the Authority's leasing arrangement as the right to use an underlying asset as a lessor or lessee.

As lessee, the Authority recognizes a lease liability and an intangible right-of-use lease asset at the beginning of a lease unless the lease is considered a short-term lease or transfers ownership of the underlying asset. The right-of-use lease assets are measured based on the net present value of the future lease payments at inception using the incremental borrowing rate. Remeasurement of a lease liability occurs when there is a change in the lease term and/or other changes that are likely to have a significant impact on the lease liability. The Authority calculates the amortization of the discount on the lease liability and report that amount as outflows of resources. Payments are allocated first to accrued interest liability and then to the lease liability. As a lessee, the Authority does not consider variable lease payments in the lease liability calculations but are recognized as outflows of resources in the period in which the obligation was incurred.

For lease contracts that are short-term, the Authority recognizes short-term lease payments as outflows of resources (expenses) based on the payment provisions of the lease contract.

Central Texas Regional Mobility Authority

Notes to Financial Statements June 30, 2023

Note 1. Organization and Summary of Significant Accounting Policies (Continued)

M. Long-term obligations: Long-term obligations are reported as liabilities in the statement of net position and consist of notes and bonds payable and related premiums and discounts. The Authority amortizes premiums and discounts over the estimated life of the bonds as an adjustment to interest expense using the effective interest method.

N. Classification of operating and nonoperating revenue and expenses: The Authority defines operating revenues and expenses as those revenues and expenses generated by the Authority's Tolling System and non-System Project (the MoPac Improvement Project). It also includes all revenues and expenses not related to capital and related financing, noncapital financing or investing activities. This definition is consistent with the Codification of Governmental Accounting and Financial Reporting Standards, which defines operating receipts as cash receipts from customers and other cash receipts that do not result from transactions defined as capital and related financing, noncapital financing or investing activities. All revenues and expense not meeting this definition are reported as nonoperating revenue and expenses.

O. Estimates: The preparation of the financial statements in conformity with accounting principles generally accepted in the United States requires management to make estimates and assumptions that affect the reported amounts in the financial statements and the accompanying notes. Actual results could differ from those estimates.

P. Noncash disclosures for statements of cash flows: The Authority's outstanding 2021A TIFIA Bonds and the capital appreciation bonds Series 2010 and 2011 included accreted interest of \$7.7 million and \$7.9 million, respectively for the period ended June 30, 2023. The Authority added a right to use asset for a long term lease in the amount of \$1.2 million as of June 30, 2023.

Q. Issued but not yet effective pronouncements: In June 2022, the GASB issued Statement No. 101, *Compensated Absences*. This Statement clarifies the recognition and measurement guidance for compensated absences. This Statement requires that liabilities for compensated absences be recognized for (1) leave that has not been used and (2) leave that has been used but not yet paid in cash or settled through noncash means. The requirements of this statement are effective for financial statements for reporting periods beginning after December 15, 2023. The Authority is evaluating the impact that adoption of this Statement will have on its financial position, results of operations and cash flows.

R. Implemented pronouncement: Effective July 1, 2022, the Authority implemented GASB Statement No. 96 Subscription Based Information Technology Arrangements. The implementation of the standard resulted in no impact for the period ending June 30, 2023.

Central Texas Regional Mobility Authority

Notes to Financial Statements June 30, 2023

Note 2. Cash and Investments

The Authority's Board has adopted an Investment Policy to set forth the factors involved in the management of investment assets for the Authority. The Authority seeks to mitigate risk by investing in compliance with the investment policy, state statutes and bond indenture provisions by qualifying the broker or financial institution with whom the Authority will transact business, maintaining sufficient collateralization, portfolio diversification and limiting maturities.

TexSTAR Investment Pool and Goldman Sachs Fund balances are carried at amortized cost, which does not require categorization under GASB Statement No. 72, *Fair Value Measurements and Application*.

The Authority's enterprise fund had the following investments as of June 30:

Summary of Investments by Type	2023
Cash and cash equivalents:	
Cash	\$ 299,596
Goldman Sachs Financial Square Government Fund	860,313,355
TexSTAR Investment Pool	6,827,429
U.S. government sponsored enterprises and treasury notes	223,299,388
Total cash and investments	<u>\$ 1,090,739,768</u>
Unrestricted cash and cash equivalents	\$ 174,834,983
Unrestricted investments	84,860,730
Restricted cash and cash equivalents:	
Current	109,664,549
Noncurrent	582,940,848
Restricted noncurrent investments	<u>138,438,658</u>
Total cash and cash equivalent and investment, as reported on the Statement of Net Position	<u>\$ 1,090,739,768</u>

The Authority utilizes various methods to measure the fair value of investments on a recurring basis. GASB Statement No. 72, *Fair Value Measurement and Application*, establishes a hierarchy that prioritizes inputs to valuation methods. The three levels of inputs are:

Level 1: Inputs are unadjusted quoted prices in active markets for identical assets and liabilities that the Authority has the ability to access.

Level 2: Inputs are observable other than quoted prices included in Level 1 that are observable for the asset or liability, either directly or indirectly. These inputs may include quoted prices for the identical instrument in an inactive market, prices for similar instruments, interest rates, prepayment speeds, credit risk, yield curves, default rates and similar data.

Level 3: Inputs are unobservable for the asset or liability, to the extent relevant observable inputs are not available, representing the Authority's own assumptions about the assumptions a market participant would use in valuing the asset or liability, and would be based on the best information available.

Hierarchy: The fair value hierarchy gives the highest priority to Level 1 inputs and the lowest priority to Level 3 inputs.

Central Texas Regional Mobility Authority

Notes to Financial Statements June 30, 2023

Note 2. Cash and Investments (Continued)

The availability of observable inputs can vary from security to security and is affected by a wide variety of factors, including, for example, the type of security, whether the security is new and not yet established in the marketplace, the liquidity of markets and other characteristics particular to the security. To the extent that valuation is based on models or inputs that are less observable or unobservable in the market, the determination of fair value requires more judgment. Accordingly, the degree of judgment exercised in determining fair value is greatest for instruments categorized in Level 3.

The inputs used to measure fair value may fall into different levels of the fair value hierarchy. In such cases, for disclosure purposes, the level in the fair value hierarchy within which the fair value measurement falls in its entirety, is determined based on the lowest level input that is significant to the fair value measurement in its entirety. Investments measured at net asset value do not have significant terms or conditions for redemption or commitment for additional funding. The inputs or methodology used for valuing securities are not necessarily an indication of the risk associated with investing in those securities.

The following tables summarize the inputs used as of June 30, 2023, for the Authority's investments measured at fair value:

Investment Type	Fair Value Hierarchy at June 30, 2023			Balance
	Level 1	Level 2	Level 3	
Farmer MAC	\$ -	\$ 39,846,400	\$ -	\$ 39,846,400
Federal HOME Loan Bank	-	19,913,600	-	19,913,600
Total U.S. government sponsored enterprise securities and treasury notes	\$ -	\$ 59,760,000	\$ -	59,760,000
US Treasury Note and Farmer MAC at cost				163,539,388
Investments at net asset value (NAV) based on amortized cost:				
Goldman Sachs Financial Square Government Fund				860,313,355
TexSTAR Investment Pool				6,827,429
Total				\$ 1,090,440,172

Custodial credit risk—deposits: Custodial credit risk for deposits is the risk that, in the event of the failure of a depository financial institution, the Authority will not be able to recover its deposits or will not be able to recover its collateral securities that are in the possession of an outside party. The Authority has a formal policy specific to custodial credit risk, which requires bank deposit accounts to be collateralized with pledged securities equal to 105% of the carrying value.

Central Texas Regional Mobility Authority

**Notes to Financial Statements
June 30, 2023**

Note 2. Cash and Investments (Continued)

The Authority was fully collateralized with pledged securities held in the name of the pledging financial institution for amounts in excess of the Federal Deposit Insurance Corporation limit as of June 30, 2023. Cash deposits as of June 30, 2023, was \$299,596.

Custodial credit risk—investments: Custodial credit risk for investments is the risk that, in the event of the failure of the counterparty to a transaction, the Authority will not be able to recover the value of its investment or collateral securities that are in the possession of an outside party. Investment securities are exposed to custodial risk if the securities are uninsured, are not registered in the name of the Authority and are held by the counterparty, its trust or agent, but not in the Authority’s name. The Authority’s investment securities are not exposed to custodial credit risk because all securities are held by the Authority’s custodial bank in the Authority’s name.

Concentration of credit risk: Concentration of credit risk is the risk of loss attributed to the magnitude of the Authority’s investment in a single issuer. The Authority is authorized to invest funds in accordance with its investment policy, bond indentures and the Texas Public Funds Investment Act. Authorized investments include, but are not limited to: United States Treasury and federal agency issues, certificates of deposit issued by a state or national bank domiciled in the state of Texas, repurchase agreements collateralized by United States Treasury or federal agency securities, guaranteed investment contracts (GICs), obligations of states and municipalities, Securities and Exchange Commission (SEC) registered no-load money market mutual funds and local government investment pools. The Authority does not have a specific investment policy related to concentration of credit risk. The Authority does have a policy related to portfolio diversification.

With regards to investment composition, the Authority’s investment policy currently states that local government investment pools may not exceed 80% of the total investment portfolio less bond funds. Bond funds may be invested at 100% of total investment portfolio. No other parameters for investment composition are stated in the approved investment policy.

The Authority’s portfolio consisted of the following as of June 30 and includes investments in Federal Agricultural Mortgage Corp. (Farmer MAC) which represents 8% of the total portfolio:

	2023	
TexSTAR Investment Pool	\$ 6,827,429	0.6%
Goldman Sachs Financial Square Government Fund	860,313,355	78.9%
U.S government sponsored enterprises and treasury notes	223,299,388	20.5%
Total	\$ 1,090,440,172	

Interest rate risk: Interest rate risk is the risk that the changes in interest rates will adversely affect the fair value of an investment. Interest rate risk may be mitigated by investing operating funds primarily in shorter term securities, money market funds or similar investment pools and limiting the average maturity of the portfolio.

Central Texas Regional Mobility Authority

**Notes to Financial Statements
June 30, 2023**

Note 2. Cash and Investments (Continued)

The Authority's investment policy notes that with regard to maximum maturities, the Authority will attempt to match its investments with anticipated cash flow requirements. Unless matched to a specific cash flow, the Authority will not directly invest operating or general funds in securities maturing more than 16 months from the date of purchase, unless approved by the Authority's Board. Investment of bond proceeds shall not exceed the projected expenditure schedule of the related project. Reserve funds may be invested in securities exceeding 12 months if the maturities of such investments are made to coincide as nearly as practicable with the expected use of the funds.

As of June 30, 2023, the Authority's investments in debt securities mature as follows:

Investment Type	Investment Maturities (in Days)—2023				Carrying Value
	90 Days or Less	91 to 180 Days	191 to 365 Days	Greater Than 365 Days	
U.S. Treasury Notes	\$ -	\$ 73,575,451	\$ 44,963,937	\$ -	\$ 118,539,388
Farmer MAC	-	-	45,000,000	39,846,400	84,846,400
Federal HOME Loan Bank	-	-	-	19,913,600	19,913,600
Total U.S. government sponsored enterprise securities and treasury notes	\$ -	\$ 73,575,451	\$ 89,963,937	\$ 59,760,000	\$ 223,299,388

Local Government Investment Pool: The Texas Short-Term Asset Reserve Fund (TexSTAR) is a public funds investment pool created pursuant to the Interlocal Cooperation Act, Chapter 791, of the Texas Government Code, and the Public Funds Investment Act, Texas Government Code, Chapter 2256. TexSTAR is managed by a five-member board of trustees who has contracted with JPMorgan Investment Management, Inc. and First Southwest Asset Management, Inc. to administer the operations of the fund. TexSTAR is rated AAA by Standard & Poor's and maintains a weighted average maturity of 60 days or less, with a maximum maturity of 13 months for any individual security. The amounts can be withdrawn with limited notice.

The Authority has investments of \$6.83 million in TexSTAR as of June 30, 2023.

Money market mutual fund: The Goldman Sachs Financial Square Government Fund is a government money market fund. The fund values its securities using net asset value and is rated Aaa-mf by Moody's and AAAm by Standard & Poor's Rating Group. The fund has a balance of \$860.3 million as of June 30, 2023. The redemption frequency is one day and there are no unfunded commitments.

Central Texas Regional Mobility Authority

Notes to Financial Statements June 30, 2023

Note 2. Cash and Investments (Continued)

Credit risk: Credit risk is the risk than an issuer or other counterparty to an investment will not fulfill its obligations to the Authority. To help mitigate credit risk, credit quality guidelines are incorporated into the investment policy, as follows:

- Limiting investments to the safest types of securities, as listed above under the concentration of credit risk section
- Pre-qualifying the financial institutions, brokers/dealers, intermediaries, and advisors with which the Authority will do business

The Authority's investments had the following credit risk structure as of June 30, 2023, based on Standard & Poor's ratings:

Standard & Poor's		
U.S. Government Sponsored Enterprise	Investment Grade Rating	2023
Federal HOME Loan Bank	AA+	\$ 19,913,600
US Treasury Note	Aaa	118,539,388
Farmer MAC	Not Rated	84,846,400
Total		<u>\$ 223,299,388</u>

Fiduciary Fund Investments

As of June 30, 2023, the investments in the Pension Trust Fund totaled \$792,373. The investments are held in Nationwide Collective Investment Fund and are reported at fair value. The investments are level 2 investments in that the Collective Investment Fund uses observable market data for the underlying investments that support the Collective Investment Fund to determine the fair value net of applicable contract fees.

As of June 30, 2023, the Custodial Fund investment in Goldman Sachs totaled \$4,304,833. The Goldman Sachs Financial Square Government Fund is a government money market fund. The fund values its securities using net asset value. The fund is rated Aaa-mf by Moody's and AAAM by Standard & Poor's Rating Group as of June 30, 2023. The redemption frequency is one day and there are no unfunded commitments.

The following address interest rate risk exposure by investment type, concentration of credit risk, credit risk and foreign currency risk. Investments held by the Plan are recorded at fair value. All assets held by the Plan are held in irrevocable trusts. The Pension Trust Fund investments are restricted by investment options provided in the Collective Investment Fund.

The Custodial Fund assets are invested in accordance with the investment policy of the Authority. Accordingly, the interest rate risk exposure by investment type, concentration of credit risk, credit risk and foreign currency risk are addressed with the Authority's disclosure for amount held in Goldman Sachs.

Central Texas Regional Mobility Authority

Notes to Financial Statements June 30, 2023

Note 2. Cash and Investments (Continued)

Interest rate risk: Interest rate risk is the risk that the changes in interest rates will adversely affect the fair value of an investment. The Plan does not have an interest rate risk policy. However, the investments held in the Plan are not exposed to interest rate risk as of June 30, 2023.

Credit risk: Credit risk is the risk than an issuer or other counterparty to an investment will not fulfill its obligations to the Plan. The Plan does not have a credit risk policy. However, the investments held in the Plan are not exposed to credit risk as of June 30, 2023.

Concentration of credit risk: Concentration of credit risk is the risk of loss attributed to the magnitude of the Plan's investment in a single issuer. The Plan does not have a concentration of credit risk policy. However, the Plan does not have concentration of credit risk as of June 30, 2023.

Foreign currency risk: The Plan does not have a foreign currency risk policy. There were no nondollar foreign investments held directly as of June 30, 2023.

Note 3. Capital Assets

The following schedule summarizes the capital assets of the Authority as of June 30, 2023:

	2022	Additions	Disposals/ Adjustments	Transfers	2023
Nondepreciable assets:					
Construction in progress	\$ 265,708,973	\$ 124,652,186	\$ -	\$ (38,575,132)	\$ 351,786,027
Right of way	88,149,606	-	-	-	88,149,606
Total nondepreciable assets	353,858,579	124,652,186	-	(38,575,132)	439,935,633
Depreciable assets:					
Property and equipment	7,739,990	-	-	1,689,140	9,429,130
Toll road:					
Building and toll facilities	7,062,332	10,893	-	-	7,073,225
Highways and bridges	1,996,970,603	-	-	36,656,360	2,033,626,963
Toll equipment	45,500,040	-	(1,803,036)	229,632	43,926,636
Signs	18,731,544	-	(419,387)	-	18,312,157
Land improvements	14,243,759	-	-	-	14,243,759
Right to use—leased equipment	-	1,286,881	-	-	1,286,881
Total depreciable assets	2,090,248,268	1,297,774	(2,222,423)	38,575,132	2,127,898,751
Accumulated depreciation:					
Property and equipment	(5,711,686)	(1,983,788)	11,739	-	(7,683,735)
Building and toll facilities	(2,645,314)	(187,057)	(10,893)	-	(2,843,264)
Highways and bridges	(260,521,670)	(48,475,755)	353,041	-	(308,644,384)
Toll equipment	(25,284,313)	(3,917,914)	-	-	(29,202,227)
Signs	(5,605,571)	(1,641,173)	303,164	-	(6,943,580)
Land improvements	(8,044,490)	(884,934)	-	-	(8,929,424)
Leased equipment	-	(288,961)	-	-	(288,961)
Total accumulated depreciation	(307,813,044)	(57,379,582)	657,051	-	(364,535,575)
Net property and equipment	\$ 2,136,293,803	\$ 68,570,378	\$ (1,565,372)	\$ -	\$ 2,203,298,809

Construction in progress as of June 30, 2023, consists of the following:

	2022	Additions	Disposals	Transfers	2023
Construction in progress:					
Preliminary and construction costs	\$ 247,556,306	\$ 112,639,582	\$ -	\$ (27,973,730)	\$ 332,222,158
Collection system	12,796,163	12,012,604	-	(10,362,059)	14,446,708
Capitalized interest	5,356,504	-	-	(239,343)	5,117,161
Net construction in progress	\$ 265,708,973	\$ 124,652,186	\$ -	\$ (38,575,132)	\$ 351,786,027

Central Texas Regional Mobility Authority

Notes to Financial Statements June 30, 2023

Note 3. Capital Assets (Continued)

Including amortization expense, depreciation expense for the years ended June 30, 2023, totaled \$57,379,582.

As of June 30, 2023, the Authority has the following other non-System capital assets (capital assets other than the 183A Turnpike Project, 45SW, the 290E Project, the 183 South Project and the SH 71 Express Project) in operation:

	2023
Capital assets in non-System project:	
Building and toll facilities, net of depreciation	\$ 191,744,795
Toll signs net of depreciation	223,825
Toll equipment, net of depreciation	2,255,092
Total non-System project in operation	<u>\$ 194,223,712</u>

Note 4. Notes and Bonds Payable

The following schedule summarizes total notes and bonds payable for the year ended June 30, 2023:

	2022	Additions/ Accretion	Amortization/ Deductions	2023	Due Within One Year
Series 2010 Obligations (CAB bonds)	\$ 34,999,710	\$ -	\$ -	\$ 34,999,710	\$ -
Series 2010 CAB accretion	52,602,342	6,783,333	-	59,385,675	-
Total 2010 Obligations	<u>87,602,052</u>	<u>6,783,333</u>	<u>-</u>	<u>94,385,385</u>	<u>-</u>
Series 2011 Obligations (CAB Bonds)	9,519,495	-	(1,868,357)	7,651,138	3,346,476
Series 2011 CAB accretion	9,320,439	1,092,404	(1,861,643)	8,551,200	-
Total 2011 Obligations	<u>18,839,934</u>	<u>1,092,404</u>	<u>(3,730,000)</u>	<u>16,202,338</u>	<u>3,346,476</u>
Series 2013 Obligations	6,200,000	-	(6,200,000)	-	-
Series 2015A Bonds	10,000,000	-	-	10,000,000	-
Total 2015 Obligations	<u>10,000,000</u>	<u>-</u>	<u>-</u>	<u>10,000,000</u>	<u>-</u>
Sub Lien Refunding Bonds, Series 2016	72,605,000	-	(1,170,000)	71,435,000	2,380,000
Sr. Lien Refunding Bonds, Series 2016	70,790,000	-	(11,450,000)	59,340,000	12,295,000
Total 2016 Obligations	<u>143,395,000</u>	<u>-</u>	<u>(12,620,000)</u>	<u>130,775,000</u>	<u>14,675,000</u>
Sr. Lien Revenue Bonds, Series 2018	44,345,000	-	-	44,345,000	-
Total 2018 Obligations	<u>44,345,000</u>	<u>-</u>	<u>-</u>	<u>44,345,000</u>	<u>-</u>
Sr. Lien Revenue Bonds, Series 2020	217,425,000	-	-	217,425,000	-
Sub Lien Revenue BANs, Series 2020	110,875,000	-	-	110,875,000	-
Sr. Lien Refunding Bonds, Series 2020	194,035,000	-	(630,000)	193,405,000	5,890,000
Sub Lien Refunding Bonds, Series 2020	160,150,000	-	(1,140,000)	159,010,000	4,010,000
Total 2020 Obligations	<u>682,485,000</u>	<u>-</u>	<u>(1,770,000)</u>	<u>680,715,000</u>	<u>9,900,000</u>
Sub Lien Revenue Bonds, Series 2021A-TIFIA (183S)	311,977,866	6,869,643	-	318,847,509	-
Sub Lien Revenue Bonds Series, 2021A-TIFIA (290E)	39,325,835	870,004	-	40,195,839	-
Sr. Lien Revenue Bonds, Series 2021B	255,075,000	-	-	255,075,000	-
Sub Lien Revenue BANs, Series 2021C	244,185,000	-	-	244,185,000	-
Senior Lien Revenue Bonds, Series 2021E	335,610,000	-	(3,025,000)	332,585,000	3,040,000
Senior Lien Revenue Bonds, Series 2021D	274,625,000	-	(475,000)	274,150,000	500,000
Total 2021 Obligations	<u>1,460,798,701</u>	<u>7,739,647</u>	<u>(3,500,000)</u>	<u>1,465,038,348</u>	<u>3,540,000</u>
71E Toll Project Obligation	55,077,265	-	(3,159,044)	51,918,221	-
2022 MoPac Note	24,990,900	-	(300,000)	24,690,900	925,000
Total Other Obligations	<u>80,068,165</u>	<u>-</u>	<u>(3,459,044)</u>	<u>76,609,121</u>	<u>925,000</u>
Total notes, bonds and other obligations payable	2,533,733,852	15,615,384	(31,279,044)	2,518,070,192	32,386,476
Net premium (discount) on revenue bonds payable	216,398,310	-	(18,367,676)	198,030,634	-
Total notes, bonds and other obligations payable, net	2,750,132,162	\$ 15,615,384	\$ (49,646,720)	2,716,100,826	\$ 32,386,476
Less current maturities of notes and bonds payable	(26,258,357)	-	-	(32,386,476)	-
Total	<u>\$ 2,723,873,805</u>	<u>\$ -</u>	<u>\$ -</u>	<u>\$ 2,683,714,350</u>	<u>\$ -</u>

Central Texas Regional Mobility Authority

Notes to Financial Statements June 30, 2023

Note 4. Notes and Bonds Payable (Continued)

The Series 2010 Obligations, the Series 2011 Obligations, the Series 2013 Obligations, the Series 2015 Obligations, the Series 2016 Obligations, the Series 2018 Obligations, the Series 2020 Obligations, and the Series 2021 Obligations each as further described below, were issued or incurred by the Authority pursuant to a bond indenture between the Authority and the trustee named therein, and are secured by and payable from the trust estate established thereby, in the manner described in and subject to the terms and conditions of the bond indenture. The trust estate established by the bond indenture includes the revenues from the Tolling System. The Authority is required to establish and maintain toll rates in connection with the Tolling System as shall be sufficient to satisfy its rate covenant under the bond indenture.

Series 2010 Obligations: The Authority issued its Senior Lien Revenue Bonds, Series 2010 (Series 2010 Bonds or Series 2010 Obligations) on March 11, 2010. The outstanding Series 2010 Bonds were issued as capital appreciation bonds (CABs).

The proceeds of the Series 2010 Bonds were used to (i) finance a portion of the costs of the 183A Phase II Project; (ii) refund and redeem certain outstanding obligations of the Authority; (iii) pay capitalized interest with respect to the Series 2010 Bonds; (iv) make a deposit to the Senior Lien Debt Service Reserve Fund and (v) pay certain issuance costs of the Series 2010 Bonds.

The Series 2010 Bonds are scheduled to mature in 2025 through 2040 at an aggregated maturity amount of \$176.1 million. The principal amount of \$34.9 million of the Series 2010 Bonds represents the total amount of outstanding principal before the accreted and compounded interest as of June 30, 2023.

Interest on the Series 2010 Bonds will accrete from the date of initial delivery to stated maturity at rates ranging from 7.20% to 7.85% and will compound on each July 1 and January 1, commencing July 1, 2010. Such accreted and compounded interest will be paid as part of the maturity amount at stated maturity.

The amount of accumulated accreted interest on the Series 2010 Bonds as of June 30, 2023, was \$52.6 million. The accumulated accreted interest is added to the outstanding principal on July 1 and January 1 of each year beginning July 1, 2010.

Series 2011 Obligations: The Authority issued its Senior Lien Revenue Bonds, Series 2011 (Series 2011 Bonds or Series 2011 Obligations) on June 29, 2011. The outstanding Series 2011 Bonds were issued as capital appreciation bonds (CABs).

The proceeds of the Series 2011 Obligations were used to (i) prepay and redeem certain outstanding obligations of the Authority; (ii) finance a portion of the costs of the 290E Phase II Project and as otherwise authorized in the Indenture; (iii) pay capitalized interest with respect to the Series 2011 Bonds; (iv) make a deposit to the Senior Lien Debt Service Reserve Fund and (v) pay certain issuance costs of the Series 2011 Bonds.

The Series 2011 Bonds are scheduled to mature in 2023 through 2026 at an aggregated maturity amount of \$22.1 million. The principal amount of \$9.9 million for the Series 2011 Bonds represents the total amount of outstanding principal before the accreted and compounded interest as of June 30, 2023.

Interest on the Series 2011 Bonds will accrete from the date of initial delivery to stated maturity at rates ranging from 5.9% to 6.5% and will compound on each July 1 and January 1, commencing July 1, 2011. Such accreted and compounded interest will be paid as part of the maturity amount at stated maturity.

Central Texas Regional Mobility Authority

Notes to Financial Statements June 30, 2023

Note 4. Notes and Bonds Payable (Continued)

The amount of accumulated accreted interest on the Series 2011 Bonds as of June 30, 2023 was \$8.5 million. The accumulated accreted interest is added to the outstanding principal on July 1 and January 1 of each year beginning July 1, 2011.

Series 2013 Obligations: The Authority issued its Senior Lien Revenue Refunding Bonds, Series 2013A (Series 2013A Senior Lien Bonds), and Subordinate Lien Revenue Refunding Bonds, Series 2013 (Series 2013 Subordinate Lien Bonds), collectively called the Series 2013 Obligations, on May 16, 2013.

The proceeds of the Series 2013 Obligations were used to (i) refund and redeem certain outstanding obligations of the Authority; (ii) make a deposit to the Subordinate Lien Debt Service Reserve Fund and (iii) pay certain issuance costs of the Series 2013 Obligations.

The Series 2013A Senior Lien Bonds were issued as current interest bonds and are scheduled to mature in 2023. Interest on the Series 2013A Senior Lien Bonds is calculated on the basis of a 360-day year of 12, 30-day months at a rate of 5%. Interest on the Series 2013A Senior Lien Bonds is payable on each July 1 and January 1, commencing July 1, 2013. As of June 30, 2023, the bonds were paid back in full.

The Series 2013 Subordinate Lien Bonds were issued as current interest bonds and are scheduled to mature in 2023. Interest on the Series 2013 Subordinate Lien Bonds is calculated on the basis of a 360-day year of 12, 30-day months at the rate of 5%. Interest on the Series 2013 Subordinate Lien Bonds is payable on each July 1 and January 1, commencing July 1, 2013. As of June 30, 2023, the bonds were paid back in full.

Series 2015 Obligations: The Authority issued its Senior Lien Revenue Bonds, Series 2015A (Series 2015A Bonds or Series 2015 Obligations) on November 19, 2015.

The proceeds of the Series 2015A Bonds were used to (i) finance and refinance the costs of designing, engineering, developing and constructing the 183 South Project; (ii) refund and redeem certain outstanding obligations of the Authority; (iii) pay capitalized interest with respect to the Series 2015A Bonds; (iv) make a deposit to the Senior Lien Debt Service Reserve Fund and (v) pay certain issuance costs of the Series 2015A Bonds.

The Series 2015A Bonds were issued as current interest bonds and are scheduled to mature in 2025 through 2028. Interest on the Series 2015A Bonds is calculated on the basis of a 360-day year of 12, 30-day months at a rate of 5%. Interest on the Series 2015A Bonds is payable on each July 1 and January 1, commencing January 1, 2016. During fiscal year 2022, \$288.8 million in principal amount of the Series 2015A Bonds was refunded and used to defease the debt with a portion of the proceeds of the Series 2021E Bonds. As of June 30, 2023, the outstanding principal amount of the Series 2015A Bonds was \$10 million.

Series 2016 Obligations: The Authority issued its Senior Lien Revenue Refunding Bonds, Series 2016 (Series 2016 Senior Lien Bonds) on June 1, 2016 and its Subordinate Lien Revenue Refunding Bonds, Series 2016 (Series 2016 Subordinate Lien Bonds) on August 9, 2016, collectively called the Series 2016 Obligations. The proceeds of the Series 2016 Obligations were used to (i) refund and redeem certain outstanding obligations of the Authority; (ii) make a deposit to the Subordinate Lien Debt Service Reserve Fund and (iii) pay certain issuance costs of the Series 2016 Obligations.

Central Texas Regional Mobility Authority

Notes to Financial Statements June 30, 2023

Note 4. Notes and Bonds Payable (Continued)

The Series 2016 Senior Lien Bonds were issued as current interest bonds and are scheduled to mature in 2023 through 2027 and in 2041. Interest on the Series 2016 Senior Lien Bonds is calculated on the basis of a 360-day year of 12, 30-day months at rates ranging from 3.375% to 5%. Interest on the Series 2016 Senior Lien Bonds is payable on each July 1 and January 1, commencing July 1, 2016. During fiscal year 2022, \$266.9 million in principal amount of the Series 2016 Senior Lien Bonds was refunded with a portion of the proceeds of the Series 2021D Bonds. As of June 30, 2023, the outstanding principal amount of the Series 2016 Senior Lien Bonds was \$59.3 million.

The Series 2016 Subordinate Lien Bonds were issued as current interest bonds and are scheduled to mature in 2023 through 2036 and in 2041. Interest on the Series 2016 Subordinate Lien Bonds is calculated on the basis of a 360-day year of 12, 30-day months at rates ranging from 3.125% to 5%. Interest on the Series 2016 Subordinate Lien Bonds is payable on each July 1 and January 1, commencing January 1, 2017. As of June 30, 2023, the outstanding principal amount was \$71.5 million.

Series 2018 Obligations: The Authority issued its Senior Lien Revenue Bonds, Series 2018 (Series 2018 Senior Lien Bonds) and its Subordinate Lien Revenue Bond Anticipation Notes, Series 2018 (Series 2018 Sub Lien BANs) on November 20, 2018, collectively called the Series 2018 Obligations. The proceeds of the Series 2018 Obligations were used to (i) finance the costs of designing, engineering, developing and constructing the 290 E Phase III Project; (ii) pay capitalized interest with respect to the Series 2018 Senior Lien Bonds and (iii) pay certain issuance costs of the Series 2018 Obligations.

The Series 2018 Senior Lien Bonds were issued as current interest bonds and are scheduled to mature in 2025 through 2039 and in 2043 and 2048. Interest on the Series 2018 Senior Lien Bonds is calculated on the basis of a 360-day year of 12, 30-day months at rate of 5%. Interest on the Series 2018 Senior Lien Bonds is payable on each July 1 and January 1, commencing January 1, 2019. As of June 30, 2023, the outstanding principal amount was \$44.3 million.

The Series 2018 Sub Lien BANs were issued as current interest bonds and were scheduled to mature in 2022. Interest on the Series 2018 Sub Lien BANs is calculated on the basis of a 360-day year of 12, 30-day months at rate of 4%. Interest on the Series 2018 Sub Lien BANs is payable on each July 1 and January 1, commencing January 1, 2019. During fiscal year 2022, the Series 2018 Sub Lien BANs were refunded and redeemed in whole with a portion of the proceeds of the 2021A TIFIA Bonds. As of June 30, 2023, the outstanding principal amount of the Series 2018 Sub Lien BANs was \$0.

Series 2020 Obligations: The Authority issued its Senior Lien Revenue Bonds, Series 2020A (Series 2020A Bonds) on January 22, 2020. The Authority issued its Senior Lien Revenue Refunding Bonds, Series 2020B (Series 2020B Bonds), its Senior Lien Revenue Refunding Bonds, Taxable Series 2020C (Series 2020C Bonds) and its Subordinate Lien Revenue Refunding Bonds, Taxable Series 2020D (Series 2020D Bonds) on September 23, 2020. The Authority issued its Senior Lien Revenue Bonds, Series 2020E (Series 2020E Bonds), its Subordinate Lien Revenue Bond Anticipation Notes, Series 2020F (Series 2020F BANs) and its Subordinate Lien Revenue Refunding Bonds, Series 2020G (Series 2020G Bonds) on November 19, 2020. The Series 2020A Bonds, the Series 2020B Bonds, the Series 2020C Bonds, the Series 2020D Bonds, the Series 2020E Bonds, the Series 2020F BANs and the Series 2020G Bonds are collectively referred to as the Series 2020 Obligations.

Series 2020A Bonds: The proceeds of the Series 2020A Bonds were used to (i) prepay certain outstanding obligations of the Authority and (ii) pay certain issuance costs of the Series 2020A Bonds. The Series 2020A Bonds were issued as current interest bonds and are scheduled to mature in 2026 through 2040 and in 2044 and 2049. Interest on the Series 2020A Bonds is calculated on the basis of a 360-day year of 12, 30-day months at rate of 5%. Interest on the Series 2020A Bonds is payable on each January 1 and July 1, commencing July 1, 2020. As of June 30, 2023, the outstanding principal amount was \$50.26 million.

Central Texas Regional Mobility Authority

Notes to Financial Statements June 30, 2023

Note 4. Notes and Bonds Payable (Continued)

Series 2020B Bonds: The proceeds of the Series 2020B Bonds were used to (i) refund and redeem certain outstanding obligations of the Authority and (ii) pay certain issuance costs of the Series 2020B Bonds. The Series 2020B Bonds were issued as current interest bonds and are scheduled to mature in 2023 through 2040 and in 2045. Interest on the Series 2020B Bonds is calculated on the basis of a 360-day year of 12, 30-day months at rate of 4% to 5%. Interest on the Series 2020B Bonds is payable on each January 1 and July 1, commencing January 1, 2021. As of June 30, 2023, the outstanding principal amount was \$54.97 million.

Series 2020C Bonds: The proceeds of the Series 2020C Bonds were used to (i) refund and redeem certain outstanding obligations of the Authority and (ii) pay certain issuance costs of the Series 2020C Bonds. The Series 2020C Bonds were issued as current interest bonds and are scheduled to mature in 2024 through 2035 and in 2042. Interest on the Series 2020C Bonds is calculated on the basis of a 360-day year of 12, 30-day months at rate of 1.345% to 3.293%. Interest on the Series 2020B Bonds is payable on each January 1 and July 1, commencing January 1, 2021. As of June 30, 2023, the outstanding principal amount was \$138.4 million.

Series 2020D Bonds: The proceeds of the Series 2020D Bonds were used to (i) refund and redeem certain outstanding obligations of the Authority; (ii) make a deposit to the Subordinate Lien Debt Service Reserve Fund and (iii) pay certain issuance costs of the Series 2020D Bonds. The Series 2020D Bonds were issued as current interest bonds and are scheduled to mature in 2023 through 2031 and in 2035 and 2042. Interest on the Series 2020D Bonds is calculated on the basis of a 360-day year of 12, 30-day months at rate of 1.486% to 3.593%. Interest on the Series 2020D Bonds is payable on each January 1 and July 1, commencing January 1, 2021. As of June 30, 2023, the outstanding principal amount was \$97.44 million.

Series 2020E Bonds: The proceeds of the Series 2020E Bonds will be used to (i) finance the costs of various improvements and extensions of the System, including the costs of the 183A Phase III Project, (ii) pay capitalized interest with respect to the Series 2020E Bonds, (iii) make a deposit to the Senior Lien Debt Service Reserve Fund and (iv) pay certain issuance costs of the Series 2020E Bonds. The Series 2020E Bonds were issued as current interest bonds and are scheduled to mature in 2029 through 2040 and in 2045 and 2050. Interest on the Series 2020E Bonds is calculated on the basis of a 360-day year of 12, 30-day months at rate of 4% to 5%. Interest on the Series 2020E Bonds is payable on each January 1 and July 1, commencing January 1, 2021. As of June 30, 2023, the outstanding principal amount was \$167.1 million.

Series 2020F BANs: The proceeds of the Series 2020F BANs will be used to (i) finance the costs of various improvements and extensions of the System, including the costs of the 183A Phase III Project, and (ii) pay certain issuance costs of the Series 2020F BANs. The Series 2020F BANs were issued as current interest bonds and are scheduled to mature in 2025. Interest on the Series 2020F BANs is calculated on the basis of a 360-day year of 12, 30-day months at rate of 5%. Interest on the Series 2020F BANs is payable on each January 1 and July 1, commencing January 1, 2021. As of June 30, 2023, the outstanding principal amount was \$110.8 million.

Series 2020G Bonds: The proceeds of the Series 2020G Bonds were used to (i) refund and redeem certain outstanding obligations of the Authority and (ii) pay certain issuance costs of the Series 2020G Bonds. The Series 2020G Bonds were issued as current interest bonds and are scheduled to mature in 2028 through 2040 and in 2045 and 2050. Interest on the Series 2020G Bonds is calculated on the basis of a 360-day year of 12, 30-day months at rate of 4% to 5%. Interest on the Series 2020G Bonds is payable on each January 1 and July 1, commencing January 1, 2021. As of June 30, 2023, the outstanding principal amount was \$61.5 million.

Central Texas Regional Mobility Authority

Notes to Financial Statements June 30, 2023

Note 4. Notes and Bonds Payable (Continued)

Series 2021 Obligations: The Authority issued its Subordinate Lien Revenue Bonds, Taxable Series 2021A (2021A TIFIA Bonds) on February 26, 2021. The Authority issued its Senior Lien Revenue Bonds, Series 2021B (Series 2021B Bonds) and its Subordinate Lien Revenue Bond Anticipation Notes, Series 2021C (Series 2021C BANs) on April 14, 2021. The Authority issued its Senior Lien Revenue Refunding Bonds, Series 2021D (Series 2021D Bonds) and its Senior Lien Revenue Refunding Bonds, Taxable Series 2021E (Series 2021E Bonds) on October 26, 2021. The 2021A TIFIA Bonds, the Series 2021B Bonds, the Series 2021C BANs, the Series 2021D Bonds and the Series 2021E Bonds are collectively referred to as the Series 2021 Obligations.

2021A TIFIA Bonds: In February 2021, the Authority entered into a secured loan agreement (the 2021A TIFIA Loan Agreement) with the United States Department of Transportation, pursuant to which the Authority is authorized to borrow an aggregate amount not to exceed \$448,383,623 (the 2021A TIFIA Loan), excluding interest that is capitalized, to pay or reimburse the Authority for eligible project costs of the 183 South Project, the 290E Phase III Project and the 183A Phase III Project. The 2021A TIFIA Loan is comprised of the 183-S Tranche (in an aggregate principal amount not to exceed \$302,980,387 relating to the 183 South Project), the Manor Expressway Tranche (in an aggregate principal amount not to exceed \$38,690,346 relating to the 290E Phase III Project) and the 183A Tranche (in an aggregate principal amount not to exceed \$106,712,890 relating to the 183A Phase III Project).

The Authority's obligations to repay amounts borrowed under the 2021A TIFIA Loan Agreement are evidenced by the Authority's Subordinate Lien Revenue Bonds, Taxable Series 2021A (the 2021A TIFIA Bonds). The 2021A TIFIA Bonds are comprised of the 183-S TIFIA Bond (which evidences the Authority's obligations with respect to the 183-S Tranche of the 2021A TIFIA Loan), the Manor Expressway TIFIA Bond (which evidences the Authority's obligations with respect to the Manor Expressway Tranche of the 2021A TIFIA Loan) and the 183A TIFIA Bond (which evidences the Authority's obligations with respect to the 183A Tranche of the 2021A TIFIA Loan).

The 183-S TIFIA Bond, the Manor Expressway TIFIA Bond and the 183A TIFIA Bond bear interest at 2.19%, 2.20% and 2.20% per annum, respectively. The final maturity date of the 183-S TIFIA Bond is January 1, 2049. The final maturity date of the Manor Expressway TIFIA Bond is January 1, 2054. The final maturity date of the 183A TIFIA Bond will be the earlier of (a) the date that is thirty-five (35) years from the date of substantial completion of the 183A Phase III Project and (b) January 1, 2055.

Payments of principal and interest on the 2021A TIFIA Bonds are payable on each January 1 and July 1, commencing on July 1, 2024 for the 183-S TIFIA Bond, January 1, 2025 for the Manor Expressway TIFIA Bond, and for the 183A TIFIA Bond, the earlier of (i) January 1, 2029 and (ii) the semiannual payment date immediately preceding the fifth anniversary of the date of substantial completion of the 183A Phase III Project.

The Authority has received loan proceeds from the 183-S Tranche and the Manor Expressway Tranche of the 2021A TIFIA Loan of approximately \$282.2 million and \$38.6 million, respectively, through fiscal year 2022, which were used to refinance certain outstanding obligations of the Authority relating to the 183 South Project and the 290E Phase III Project. The Authority has not received any loan proceeds from the 183A Tranche of the 2021A TIFIA Loan. As of June 30, 2023, the Manor Expressway TIFIA Bond had an outstanding balance of \$40.2 million, which included accreted interest of approximately \$1.5 million, as part of the outstanding balance. As of June 30, 2023, the 183-S TIFIA Bond had an outstanding balance of \$318.8 million which included accreted interest of approximately \$35.9 million as part of the outstanding balance.

Central Texas Regional Mobility Authority

Notes to Financial Statements June 30, 2023

Note 4. Notes and Bonds Payable (Continued)

Series 2021B Bonds and Series 2021 BANs: A portion of the proceeds of the Series 2021B Bonds and Series 2021C BANs will be used to finance and refinance the costs of designing, engineering, developing and constructing the 183 North Mobility Project. The remaining proceeds of the Series 2021B Bonds and Series 2021C BANs were used to (i) pay capitalized interest with respect to the Series 2021B Bonds and the Series 2021C BANs, (ii) make a deposit to the Senior Lien Debt Service Reserve Fund and (iii) pay certain issuance costs of the Series 2021B Bonds and the Series 2021C BANs.

The Series 2021B Bonds were issued as current interest bonds and are scheduled to mature in 2029 through 2041 and in 2046 and 2051. The Series 2021C BANs were issued as current interest bonds and are scheduled to mature in 2027. Interest on the Series 2021B Bonds and Series 2021C BANs is calculated on the basis of a 360-day year of 12, 30-day months at rates of 4% to 5%. Interest on the Series 2021B Bonds and Series 2021C BANs is payable on each January 1 and July 1, commencing July 1, 2021. As of June 30, 2023, the outstanding principal amount on the Series 2021B Bonds and Series 2021C BANs was \$255.07 million and \$244.18 million, respectively.

Series 2021D and Series 2021E Bonds: The proceeds of the Series 2021D and Series 2021E Bonds were used to advance refund \$288,790,000 of the Series 2015A Bonds and \$266,900,000 of the series 2016 Bonds which had rates of 5% and 3.125% to 5%, respectively. Proceeds of \$660,083,871 were deposited in an irrevocable trust with an escrow agent to provide funds for the future debt service on the refunded bonds. As a result, \$288,790,000 of the series 2015A Bonds and \$266,900,000 of the series 2016 Bonds are considered defeased and the liability for those bonds has been removed from the statement of net position.

The reacquisition price exceeded the net carrying amount of the old debt by \$107,825,767. This amount is reported as deferred inflows of resources and is being amortized over the remaining life of the refunding debt. The Authority advance refunded a portion of the 2015A and 2016 Bonds to reduce its total debt service payments by \$80,473,964 and to obtain an economic gain (difference between the present values of the debt service payments on the old and new debt) of \$50,003,238.

The Authority defeased previously issued debt obligations in the current year by placing the proceeds of the new bonds in an irrevocable trust account to provide for all future debt service payments of the old bonds. Accordingly, the trust account assets and the liability for the defeased bonds are not included in the Authority's financial statements. As June 30, 2023, \$288,790,000 of defeased bonds remain outstanding.

The Series 2021D Bonds and Series 2021E Bonds were issued as current interest bonds and are scheduled to mature in 2023 through 2041, and in 2044, through 2046. Interest on the Series 2021D Bonds and Series 2021E Bonds is calculated on the basis of a 360-day year of 12, 30-day months at rates of 0.221% to 5%. Interest on the Series 2021D Bonds and Series 2021E Bonds is payable on each January 1 and July 1, commencing January 1, 2022. As of June 30, 2023, the outstanding principal amount on the Series 2021D Bonds was \$274.1 million. As of June 30, 2023, the outstanding principal amount on the Series 2021E Bonds was \$332.6 million.

Central Texas Regional Mobility Authority

Notes to Financial Statements June 30, 2023

Note 4. Notes and Bonds Payable (Continued)

183N TIFIA Note: In December 2021, the Authority entered into a secured loan agreement (the 183N TIFIA Loan Agreement) with the United States Department of Transportation, pursuant to which the Authority is authorized to borrow an amount not to exceed \$250,289,625 (excluding interest that is capitalized) to pay eligible project costs of the 183 North Mobility Project. The Authority's obligation to repay amounts borrowed under the 183N TIFIA Loan Agreement is evidenced by a Subordinate Lien Revenue Promissory Note (the 183N TIFIA Note). The 183N TIFIA Note bears interest at 1.89% per annum and the final maturity date thereof will be the earlier of (i) the date that is 35 years from the date of substantial completion of the 183 North Mobility Project and (ii) January 1, 2056. Payments of principal and interest due on the 183N TIFIA Note are payable in the amounts set forth in the 183N TIFIA Loan Agreement on each January 1 and July 1, commencing on the earlier of (i) January 1, 2029 and (ii) the semiannual payment date on (or immediately preceding) the fifth anniversary of the date of substantial completion of the 183 North Mobility Project. The Authority has not received any loan proceeds pursuant to the 183N TIFIA Loan Agreement. As of June 30, 2023, the outstanding principal amount of the 183N TIFIA Note was \$0.

71E Toll Project Obligation to TxDOT: The Authority, the Capitol Area Metropolitan Planning Organization (CAMPO) and TxDOT approved the execution of a Project Agreement (the SH 71 Agreement) for the development of toll lanes on SH 71 extending from Presidential Boulevard to just east of SH 130, including the realignment of FM 973 where that road intersects with SH 71, which is referred to as the SH 71 Express Project.

Pursuant to a resolution adopted by the Authority's Board, the Authority waived and declined to exercise its option to develop, finance, and construct the SH 71 Express Project, and retained (and did not waive) its option to operate any potential toll lanes on the SH 71 Express Project and to retain the revenues generated therefrom. Upon completion of the SH 71 Express Project, the SH 71 Agreement obligates the Authority to operate and maintain the toll lanes and related infrastructure of the SH 71 Express Project developed, financed and constructed by TxDOT. The Authority will retain the revenues generated from the SH 71 Express Project, which will be used to pay operation and maintenance costs of the toll lanes, toll facilities and related equipment. After payment of such operation and maintenance costs, one-half of the remaining revenues from the SH 71 Express Project must be used to reimburse TxDOT for up to \$65.0 million of the costs of the SH 71 Express Project (the TxDOT Reimbursement Amount), plus interest thereon at 3.62% per annum.

The SH 71 Agreement obligates the Authority to repay the TxDOT Reimbursement Amount solely from one-half of the net revenues of the SH 71 Express Project over a 35-year term. The first payment was due on the first anniversary of substantial completion of the SH 71 Express Project and continues every year thereafter for a total of 35 years or until the TxDOT Reimbursement Amount and all accrued interest is paid. The SH 71 Express Project was substantially completed on March 8, 2017, and, accordingly, the first payment payable by the Authority to TxDOT under the SH 71 Agreement was due on March 8, 2018. In the event any annual payment is not sufficient to pay for all accrued interest due, the unpaid amount of accrued interest is added to the TxDOT Reimbursement Amount. Under the SH 71 Agreement, TxDOT is obligated to operate and maintain all other aspects of the SH 71 Express Project, including but not limited to, the general purpose lanes and the FM 973 realigned intersection with SH 71.

As of June 30, 2017, the toll lanes of the SH 71 Express Project were operational and the Authority recorded a capital contribution of \$96.0 million and a note payable to TxDOT of \$65.0 million; however, payments made by the Authority in respect of the TxDOT Reimbursement Amount are paid as, and constitute, Operating Expenses under the terms of the Authority's bond indenture securing its outstanding toll revenue obligations. During fiscal year 2023, the Authority made principal payments on the TxDOT Reimbursement Amount of approximately \$3.2 million. As of June 30, 2023, the outstanding TxDOT Reimbursement Amount was approximately \$51.1 million.

Central Texas Regional Mobility Authority

**Notes to Financial Statements
June 30, 2023**

Note 4. Notes and Bonds Payable (Continued)

2022 MoPac Note (Private Placement): On May 10, 2022, the Authority borrowed \$24,990,900 pursuant to a secured loan agreement entered into between the Authority and a bank, which is evidenced by a promissory note (the 2022 MoPac Note). The proceeds of the 2022 MoPac Note were used to prepay the 2017 MoPac Note in full. No additional amounts may be borrowed pursuant to the 2022 MoPac Note. Interest on the 2022 MoPac Note is payable on each January 1 and July 1, commencing July 1, 2022. The 2022 MoPac Note bears interest at a fixed rate of 3.18%, which is subject to adjustment in accordance with the terms thereof. The principal amount of the 2022 MoPac Note is payable in annual installments, which vary in amount, on each July 1, beginning on July 1, 2022 and continuing through July 1, 2027.

The 2022 MoPac Note includes an event of default with finance-related consequences. An event of default is considered to occur if the Authority fails to make debt service payments on the 2022 MoPac Note, defaults on other Authority debt obligations, or another creditor of the Authority obtains, or seeks to obtain possession of the net revenues from the MoPac Improvement Project. In the event of default, the 2022 MoPac Note will become immediately payable and the interest rate will be increased by 4%.

The net revenues from the MoPac Improvement Project have been pledged as collateral for the 2022 MoPac Note. As of June 30, 2023, the outstanding principal amount was \$24,690,900.

Future payments on debt obligations: Future payments of principal and interest on the Authority's bonds and notes described in this Note 4 (based on the scheduled payments) as of June 30, 2023, are as follows:

	Current Interest Bonds		Capital Appreciation Bonds		Notes Payable	
	Principal	Interest	Principal	Interest	Principal	Interest
2024	\$ 28,115,000	\$ 80,460,527	\$ 3,346,476	\$ 3,878,525	\$ 925,000	\$ 755,756
2025	133,697,585	87,211,597	6,341,742	10,113,258	1,275,000	715,211
2026	28,696,593	81,339,127	4,636,952	9,118,048	1,400,000	670,691
2027	277,480,060	80,259,089	3,264,322	7,805,678	21,090,900	622,991
2028	36,238,839	66,112,938	3,171,378	8,553,622	-	-
2029-2033	357,664,584	304,794,860	11,974,257	45,080,743	-	-
2034-2038	434,945,820	235,675,539	7,621,437	46,858,563	-	-
2039-2043	503,495,808	151,485,147	2,294,284	19,575,715	-	-
2044-2048	421,447,472	59,752,208	-	-	-	-
2049-2053	108,938,908	7,500,578	-	-	-	-
2054-2058	152,680	34,283	-	-	-	-
	<u>\$ 2,330,873,349</u>	<u>\$ 1,154,625,893</u>	<u>\$ 42,650,848</u>	<u>\$ 150,984,152</u>	<u>\$ 24,690,900</u>	<u>\$ 2,764,649</u>

Central Texas Regional Mobility Authority

Notes to Financial Statements
June 30, 2023

Note 4. Notes and Bonds Payable (Continued)

	Total Debt Service	
	Principal	Interest
2024	\$ 32,386,476	\$ 85,094,808
2025	141,314,327	98,040,066
2026	34,733,545	91,127,866
2027	301,835,282	88,687,758
2028	39,410,217	74,666,560
2029-2033	369,638,841	349,875,603
2034-2038	442,567,257	282,534,102
2039-2043	505,790,092	171,060,862
2044-2048	421,447,472	59,752,208
2049-2053	108,938,908	7,500,578
2054-2058	152,680	34,283
Total	<u>2,398,215,097</u>	<u>\$ 1,308,374,694</u>
SH 71E Obligation	51,918,220	
Accreted interest—CABs	67,936,875	
	<u>119,855,095</u>	
	<u>\$ 2,518,070,192</u>	

As described above, the Series 2010 Bonds and the Series 2011 Bonds were issued as capital appreciation bonds. The accreted interest on the Series 2010 Bonds and Series 2011 Bonds are reflected on the Statement of Net Position as additional principal and is reflected in the interest column in this table in the amount of \$67,936,875. Additionally, the 2021A TIFIA Bonds also included accreted interest reflected on the Statement of Net Position as additional principal and is reflected in the interest column in this table.

Note 5. Deferred Outflow and Inflow of Resources

In accordance with GASB Statement No. 63, *Financial Reporting of Deferred Outflows of Resources, Deferred Inflows of Resources and Net Position*, the Authority has classified the difference between the reacquisition price and the net carrying amount of the defeased debt as a deferred outflow of resources. The deferred outflow of resources is amortized over the term of the defeased bonds and recognized as a component of interest expense annually. The Authority has also deferred outflows and inflows of resources for certain pension related items in accordance with applicable pension standards as noted under Note 7.

The Authority's deferred outflow of resources balance as of June 30 is composed of the following:

	2023
Deferred outflows from bond refundings	\$ 168,813,731
Pension-related amounts:	
Employer pension contribution	367,959
Net difference in pension investment experience	456,341
Experience changes	129,804
Assumption changes	484,215
	<u>\$ 170,252,050</u>

Central Texas Regional Mobility Authority

Notes to Financial Statements June 30, 2023

Note 5. Deferred Outflow and Inflow of Resources (Continued)

The Authority's deferred inflow of resources balance as of June 30 is composed of the following:

	2023
Pension-related amounts:	
Experience changes	\$ 79,232
Net difference in pension investment experience	-
	\$ 79,232

Note 6. Risk Management

In conjunction with its normal operations, the Authority is exposed to various risks related to the damage or destruction of its assets from both natural and man-made occurrences; tort/liability claims; errors and omissions claims; and professional liability claims. As a result of these exposures, the Authority carries insurance with a governmental risk pool under an "all risks" policy. All categories of insurance coverage in place were either maintained at current levels or increased as to overall limits of coverage and reduction of self-retained risk so as to reduce the overall exposure of risk to the Authority. There were no settlements in excess of insurance coverage during fiscal years 2023.

Note 7. Employee Retirement Plan

Plan description: The Authority participates in Texas County and District Retirement System (TCDRS). TCDRS is a statewide, agent multiple-employer, public employee retirement system. TCDRS is a nonprofit public trust providing pension, disability and death benefits for the eligible employees of participating counties and districts. TCDRS was established by legislative act in 1967 under authority of Article XVI of the Texas Constitution. The TCDRS Act (Subtitle F, Title 8, Texas Government Code) is the basis for TCDRS administration. TCDRS issues a publicly available annual financial report that includes financial statements and required supplementary information for the plan. That annual report may be downloaded at <http://www.tcdrs.com>.

Benefits provided: Effective the date of participation, the Authority provides retirement, disability and death benefits. A percentage of each employee's paycheck is deposited into his or her TCDRS account. That percentage has been set by the Authority at 7% and has elected a matching rate of \$2 to \$1. The employee's savings grow at a rate of 7%, compounded annually. At retirement, the employee's account balance is combined with the Authority's matching and converted into a lifetime monthly benefit. Employees receive a month of service time for each month that they make a deposit into their account. The amount of service an employee needs to earn a future benefit is called the vesting requirement. When an employee is vested, he or she has the right to a monthly benefit, which includes the employer matching contribution, at age 60 or older.

The Authority adopted a five year/Age 60 Retirement Eligibility described in Section 844.207 of the TCDRS Act, under which: (a) any TCDRS member who has 5 or more years of service credit with the District and other subdivisions that have adopted the provisions of Section 844.207 or 844.210, is a vested member and shall have the right to retire and receive a service retirement annuity after attaining age 60. In addition, employees may retire before age 60 if they meet one of the following requirements: vested employees may retire if their age plus years or service time add up to at least 75 or employees are allowed to retire at any age when they have at least 30 years of service time.

Central Texas Regional Mobility Authority

**Notes to Financial Statements
June 30, 2023**

Note 7. Employee Retirement Plan (Continued)

Any TCDRS member who is a vested member may terminate employment with all participating subdivisions prior to attaining age 60 and remain eligible to retire and receive a service retirement annuity after attaining age 60 provided his or her membership is not terminated other than by retirement.

Any TCDRS member who is a vested member under Section 844.207(d) may retire and receive a disability retirement annuity if he or she is certified as disabled, as defined by the plan.

Any TCDRS member who has four or more years of service credit with the District and other subdivisions is eligible for purposes of the Survivor Annuity Death Benefit.

Retirees elect to receive their lifetime benefit by choosing one of seven actuarially equivalent payment options. Prior service gives employees monetary credit for time worked for an eligible organization before it joined the system. Buybacks allow current employees to re-establish a closed TCDRS account from previous service with an employer. Partial lump sum payments at retirement allow employees to withdraw part of their TCDRS account balance as a lump sum at retirement with a reduced monthly benefit. In addition, the Authority may choose to adopt a cost-of-living adjustment (COLA) for its retirees. This adjusts retiree benefits to restore purchasing power lost due to the effects of inflation.

Employees covered by benefit terms: The following employees were covered by the benefit terms as of the valuation date December 31:

	2022
Inactive employees or beneficiaries currently receiving benefits	10
Inactive employees entitled to, but not yet receiving benefits	17
Active employees	27
Total	54

Contributions: Plan members and the Authority are required to contribute at a rate set by statute. The contribution requirements of plan members and the Authority are established and may be amended. For 2022, the contribution rate for the plan members was 7% of gross pay. The Authority pays a matching portion to the pension plan totaling 18% of gross pay for 2022, which totaled \$902,280.

Net pension asset: The Authority's net pension asset was measured as of December 31, 2022, and the total pension liability used to calculate the net pension asset was determined by an actuarial valuation as of that date.

Actuarial assumptions: The actuarial assumptions that determined the total pension liability as of December 31, 2022, were based on the results of an actuarial experience study for the period January 1, 2017 through December 31, 2020, except where required to be different by GASB Statement No. 68.

The total pension liability in the December 31, 2022, actuarial valuation was determined using the following actuarial assumptions, applied to all periods included in the measurement:

	2022
Inflation	2.00%
Salary increases (excluding inflation—varies by age and service—average over career)	1% to 5.25%
Investment rate of return	7.6%

Central Texas Regional Mobility Authority

Notes to Financial Statements June 30, 2023

Note 7. Employee Retirement Plan (Continued)

Mortality rates were based on the following:

Depositing members: For the December 31, 2022, valuation, 135% of Pub-2010 General Employees Amount-Weighted Mortality Table for males and 120% Pub-2010 General Employees Amount-Weighted Mortality Table for females, both projected with 100% of the MP- 2021 Ultimate scale after 2010. For the December 31, 2021, valuation, 135% of the Pub-2010 General Retirees Table for males and 120% of the Pub-2010 General Retirees Table for females, both projected with 100% of the MP-2021 Ultimate scale after 2010.

Service retirees, beneficiaries and nondepositing members: For the December 31, 2022, valuation, 135% of Pub-2010 General Healthy Retirees Amount-Weighted Mortality Table for males and 120% Pub-2010 General Healthy Retirees Amount-Weighted Mortality Table for females, both projected with 100% of the MP-2021 Ultimate scale after 2010. For the December 31, 2021 valuation, 135% of the Pub-2010 General Retirees Amount-Weighted Mortality Table for males and 120% of the Pub-2010 General Retirees Amount-Weighted Mortality Table for females, both projected with 100% of the MP-2021 Ultimate scale after 2010.

Disabled retirees: For the December 31, 2022, valuations, 160% of the Pub-2010 General Disabled Retirees Amount-Weighted Mortality Table for males and 125% of the Pub-2010 General Disabled Retirees Amount-Weighted Mortality Table for females, both projected with 100% of the MP-2021 Ultimate scale after 2010.

Long-term rate of return on assets: The long-term expected rate of return on TCDRS assets is determined by adding expected inflation to expected long-term real returns and reflecting expected volatility and correlation. The capital market assumptions and information shown below are provided by TCDRS' investment consultant. The valuation assumption for long-term expected return is re-assessed at a minimum of every four years, and the most recent analysis was performed in 2021.

The capital market assumptions and information shown below are provided by TCDRS' investment consultant based on December 31, 2022, information for a seven- to 10-year time horizon.

Asset Class	Benchmark	Target Allocation (1)	Geometric Real Rate of Return (Expected Minus Inflation) (2)
United States Equities	Dow Jones U.S. Total Stock Market Index	11.5%	4.95%
Global Equities	MSCI World (net) Index	2.5%	4.95%
International Equities—Developed	MSCI World Ex USA (net)	5.0%	4.95%
International Equities—Emerging	MSCI EM Standard (net) index	6.0%	4.95%
Investment—Grade Bonds	Bloomberg Barclays U.S. Aggregate Bond Index	3.0%	2.40%
Strategic Credit	FTSE High-Yield Cash-Pay Capped Index	9.0%	3.39%
Direct Lending	S&P/LSTA Leveraged Loan Index	16.0%	6.95%
Distressed Debt	Cambridge Associates Distressed Index (3)	4.0%	7.60%
REIT Equities	67% FTSE NAREIT Equity REITs Index plus 33% S&P Global Real Estate Index	2.0%	4.15%
Master Limited Partnerships (MLPs)	Alerian MLP Index	2.0%	5.30%
Private Real Estate Partnerships	Cambridge Associates Real Estate Index (4)	6.0%	5.70%
Private Equity	Cambridge Associates Global Private Equity and Venture Capital Index (5)	25.0%	7.95%
Hedge Funds	Hedge Fund Research, Inc. Fund of Funds Composite Index	6.0%	2.90%
Cash Equivalents	90-Day U.S. Treasury	2.0%	0.20%

Central Texas Regional Mobility Authority

Notes to Financial Statements June 30, 2023

Note 7. Employee Retirement Plan (Continued)

- (1) Target asset allocation adopted at the March 2023 TCDRS Board meetings.
- (2) Geometric real rates of return equal the expected return for the asset class minus the assumed inflation rate of 2.3%, per Cliffwater's 2023 capital market assumptions.
- (3) Includes vintage years 2005-present of Quarter Pooled Horizon IRRs.
- (4) Includes vintage years 2007-present of Quarter Pooled Horizon IRRs.
- (5) Includes vintage years 2006-present of Quarter Pooled Horizon IRRs.

Discount rate: The discount rate used to measure the total pension liability was 7.6% for December 31, 2022. In order to determine the discount rate to be used by the employer, the TCDRS used an alternative method to determine the sufficiency of the fiduciary net position in all future years. The alternative method reflects the funding requirements under the employer's funding policy and the legal requirements under the TCDRS Act.

- (1) TCDRS has a funding policy where the Unfunded Actuarial Accrued Liability shall be amortized as a level percent of pay over 20-year closed layered periods.
- (2) Under the TCDRS Act, the employer is legally required to make the contribution specified in the funding policy.
- (3) The employer's assets are projected to exceed its accrued liabilities in 20 years or less. When this point is reached, the employer is still required to contribute at least the normal cost.
- (4) Any increased cost due to the adoption of a COLA is required to be funded over a period of 15 years, if applicable.

Changes in net pension liability (asset): Based on the above, the projected fiduciary net position is determined to be sufficient compared to projected benefit payments. Based on the expected level of cash flows and investment returns to the system, the fiduciary net position as a percentage of total pension liability is projected to increase from its current level in future years.

Since the projected fiduciary net position is projected to be sufficient to pay projected benefit payments in all future years, the discount rate for purposes of calculating the total pension liability and net pension liability of the Authority is equal to the long-term assumed rate of return on investments. This long-term assumed rate of return should be net of investment expenses, but gross of administrative expenses for GASB Statement No. 68 purposes. Therefore, the system has used a discount rate of 7.6%. This rate reflects the long-term assumed rate of return on assets for funding purposes of 7.5%, net of all expenses, increased by 0.1% to be gross of administrative expenses.

Central Texas Regional Mobility Authority

**Notes to Financial Statements
June 30, 2023**

Note 7. Employee Retirement Plan (Continued)

Changes in Net Pension Liability (Asset)	Changes in Net Pension Liability (Asset) 2023		
	Increase (Decrease)		
	Total Pension Liability (a)	Fiduciary Net Position (b)	Net Pension Liability (Asset) (a) - (b)
Balances as of December 31, 2021	\$ 13,238,991	\$ 15,788,809	\$ (2,549,818)
Changes for the year:			
Service cost	660,031	-	660,031
Interest on total pension liability (1)	1,033,125	-	1,033,125
Effect of plan changes (2)	-	-	-
Effect of economic/demographic (gains) or losses	83,464	-	83,464
Effect of assumptions changes or inputs	-	-	-
Refund of contributions	(7,265)	(7,265)	-
Benefit payments	(614,663)	(614,663)	-
Administrative expenses	-	(9,048)	9,048
Member contributions	-	262,445	(262,445)
Net investment income	-	(971,853)	971,853
Employer contributions	-	902,280	(902,280)
Other (3)	-	89,612	(89,612)
Balances as of December 31, 2022	\$ 14,393,683	\$ 15,440,317	\$ (1,046,634)

- (1) Reflects the change in the liability due to the time value of money. TCDRS does not charge fees or interest.
- (2) No plan changes valued.
- (3) Relates to allocation of system-wide items.

Sensitivity analysis: The following presents the net pension asset/liability of the Authority as of December 31, 2022, calculated using the discount rate of 7.6%, as well as what the net pension asset/liability would be if it were calculated using a discount rate that is percentage point lower (6.6%) or one percentage point higher (8.6%) than the current rate.

	December 31, 2022		
	Current		
	1.0% Decrease 6.6%	Discount Rate 7.6%	1.0% Increase 8.6%
Total pension liability	\$ 16,272,531	\$ 14,393,683	\$ 12,816,059
Fiduciary net position	15,440,317	15,440,317	15,440,317
Net pension liability (asset)	832,214	(1,046,634)	(2,624,258)

Central Texas Regional Mobility Authority

**Notes to Financial Statements
June 30, 2023**

Note 7. Employee Retirement Plan (Continued)

Pension plan fiduciary net position: Detailed information about the pension plan's fiduciary net position is available in the separate issued TCDRS report.

Pension expense: the Authority recognized the following pension related expense for the periods ending December 31:

Pension Expense (Income)	2022
Service cost	\$ 660,031
Interest on total pension liability (1)	1,033,125
Effect of plan changes	-
Administrative expenses	9,048
Member contributions	(262,445)
Expected investment return net of investment expenses	(1,223,203)
Recognition of deferred inflows/outflows of resources	
Recognition of economic/ demographic gains or losses	(13,840)
Recognition of assumption changes or inputs	93,107
Recognition of investment gains or losses	62,024
Other (2)	(89,616)
Pension expense	<u>\$ 268,231</u>

(1) Reflects the change in the liability due to the time value of money. TCDRS does not charge fees or interest.

(2) Relates to allocation of system-wide items.

Deferred inflows and outflows of resources: the deferred inflows and outflows of resources are as follows:

Deferred Inflows/ Outflows of Resources	December 31, 2022	
	Deferred Outflows of Resources	Deferred Inflows of Resources
Differences between expected and actual experience	\$ 129,804	\$ 79,232
Changes of assumptions	484,215	-
Net difference between projected and actual earnings	456,341	-
Contributions made subsequent to measurement date	367,959	-
	<u>\$ 1,438,319</u>	<u>\$ 79,232</u>

Central Texas Regional Mobility Authority

Notes to Financial Statements June 30, 2023

Note 7. Employee Retirement Plan (Continued)

Contributions made subsequent to the measurement date are eligible employer contributions made from January 1, 2023 through June 30, 2023. Amounts currently reported as deferred outflows of resources and deferred inflows of resources related to pensions, excluding contributions made subsequent to the measurement date, will be recognized in pension expense as follows:

Years ending December 31:	
2023	\$ (14,743)
2024	127,130
2025	184,011
2026	538,297
2027	82,596
Thereafter	73,837
	<u>\$ 991,128</u>

Note 8. Disaggregation of Receivable and Payable Balances

Due from other agencies are comprised of current intergovernmental receivables and amounts due from other entities related to toll tag transactions on the Authority's toll roads. The Authority does not issue toll tags; however, the Authority has contracted with TxDOT and other tolling entities located both within and outside the State of Texas to handle customer service and operations related to the toll tag transactions at June 30, 2023 and 2022. Accounts payable balances are comprised of 100% current payables to contractors and vendors at June 30, 2023.

As of June 30, 2023, the receivable from TxDOT comprises 59.2%. The total balances are as follows:

	<u>June 30</u>
	<u>2023</u>
TxDOT	\$ 12,772,274
Gross billed tolls net of allowance (allowance of \$28.1 million)	4,979,871
Other governments	3,831,861
Total	<u>\$ 21,584,006</u>

Note 9. Commitments and Contingent Liabilities

Commitments: The Authority has a capital improvement program for roadway construction projects extending into future years. As of June 30, 2023, the Authority has the 183 North Project and the 183A PH III Project which are significant ongoing toll projects with capital budgets of approximately \$612 million and \$259 million, respectively. The Authority's construction commitments related to its 183 North and 183A PH III toll projects are approximately \$315.8 million and \$85.9 million, respectively as of June 30, 2023. All contracts contain a termination for convenience clause in which such contracts may be terminated, in whole or in part, for the convenience of the Authority.

Central Texas Regional Mobility Authority

Notes to Financial Statements June 30, 2023

Note 9. Commitments and Contingent Liabilities (Continued)

CAMPO Interlocal Agreement: Capital Area Metropolitan Planning Organization (CAMPO) is the designated metropolitan planning organization for Central Texas. As part of the designated planning organization, CAMPO received approximately \$136 million in grant funds of which \$130 million was allocated to the MoPac Improvement Project. The funding received was made available for transportation projects in the Austin area. As part of the construction of the MoPac Improvement Project, the Authority executed an agreement with CAMPO. The executed agreement calls for the sharing of surplus revenue generated from the MoPac Improvement Project by setting up a Regional Infrastructure Fund (RIF) account. The RIF account was created upon execution of the agreement with CAMPO. The Authority funded deposits into the RIF account from the surplus revenue from the MoPac Improvement Project. The amounts placed in the RIF account in accordance with the agreement are to be used to fund other CAMPO identified transportation projects in the region. As of June 30, 2023, the Authority has funded inception to date amounts of \$21,206,000, which is deposited in the RIF account. The commitment to the RIF account is dependent upon there being surplus revenue of the MoPac Improvement Project in the future such that the remaining amount payable to the RIF account pursuant to the CAMPO agreement of \$230 million, may be paid through fiscal year 2041. The Authority's funding into the RFI is done annually on September 1 and such funding resulted in RIF expense of \$5.0 million for fiscal year ended June 30, 2023.

Leases: The Authority has obtained office space with fixed periodic payments over a lease term of three years. The Right to use asset is reported as part of property and equipment net of accumulated amortization. As of June 30, 2023, lease payments consistent of the following:

	Principal		Interest
2024	\$ 336,977	\$	28,533
2025	539,329		26,465
2026	410,575		6,196
	<u>\$ 1,286,881</u>	<u>\$</u>	<u>61,194</u>

Litigation: As of June 30, 2023, the Authority is involved in various contract disputes on its construction projects. Based on the status of the claims and the information available, the Authority believes that a liability has not been incurred as of the date of the financial statements. The Authority believes it has substantial defenses against these claims and the resolution of these matters will not have a material adverse effect on its financial statements.

Note 10. Authority's Tolling System Disclosure

During fiscal years 2023, the Authority had non-System assets generating revenue (the MoPac Improvement Project). For fiscal years 2023, activity of the MoPac Improvement Project consisted of approximately 10.2 million, transactions, and approximately \$14.8 million in revenue.

Governments that report enterprise funds or that use enterprise fund accounting and reporting standards to report their activities are required to present segment information for defined activities in the notes to the financial statements. For purposes of this disclosure, a segment is an identifiable activity reported as or within an enterprise fund or other stand-alone entity for which one or more revenue bonds or other revenue-backed debt instruments outstanding with a revenue pledge to support that debt. In addition, the activities, revenue, expenses, gains and losses, assets and liabilities are required to be accounted for separately.

Central Texas Regional Mobility Authority

**Notes to Financial Statements
June 30, 2023**

Note 10. Authority's Tolling System Disclosure (Continued)

The requirement for separate accounting for the Authority's Tolling System is also imposed by the bond indenture. A segment has a specific identifiable revenue stream pledged in support of revenue bonds or other revenue backed debt and has related expenses, gains and losses, assets, and liabilities that can be identified.

The following is condensed financial information for the Authority's Tolling System activities:

Statement of Net Position

Assets and Deferred Outflows	June 30 2023
Current assets	\$ 374,398,156
Restricted assets	721,389,506
Pension asset	1,046,634
Capital assets	2,000,132,595
Total assets	3,096,966,891
Deferred outflows of resources	170,289,615
Total assets and deferred outflows of resources	\$ 3,267,256,506
Liabilities and Deferred Inflows	
Current liabilities	\$ 116,150,015
Noncurrent liabilities	2,660,310,331
Total liabilities	2,776,460,346
Deferred inflows of resources	116,797
Total liabilities and deferred inflows of resources	2,776,577,143
Net position:	
Total net position	490,679,363
Total liabilities, deferred inflows of resources and net position	\$ 3,267,256,506

Statements of Revenues, Expenses and Changes in Net Position

	June 30 2023
Operating revenues	\$ 210,863,261
Operating expenses, including depreciation and amortization	97,032,488
Operating income	113,830,773
Total net nonoperating revenues (expenses)	(48,739,298)
Change in net position	65,091,475
Total net position at beginning of year	425,587,888
Total net position at end of year	\$ 490,679,363

Central Texas Regional Mobility Authority

Notes to Financial Statements
June 30, 2023

Note 10. Authority's Tolling System Disclosure (Continued)

Statement of Cash Flows	June 30
	2023
Net cash flows provided by operating activities	\$ 166,115,951
Net cash flows provided by capital and related financing activities	(254,557,778)
Net cash flows used in investing activities	113,547,086
Net decrease in cash and cash equivalents	25,105,259
Cash and cash equivalents at beginning of year	828,439,568
Cash and cash equivalents at end of year	\$ 853,544,827

Note 11. Subsequent Events

Subsequent events have been evaluated through November 16, 2023, the date the financial statements were available to be issued.

Central Texas Regional Mobility Authority

Required Supplementary Information—Pension Plan
 Schedule of Changes in Net Pension Assets and Related Ratios
 As of Years Ended December 31

	2022	2021	2020	2019	2018	2017	2016	2015
Total pension liability:								
Service cost	\$ 660,031	\$ 846,844	\$ 791,930	\$ 714,326	\$ 623,080	\$ 621,685	\$ 636,083	\$ 474,778
Interest on total pension liability	1,033,125	940,060	825,944	705,006	599,756	512,318	417,633	361,003
Effect of plan changes	-	14,249	16,761	16,858	-	-	-	(33,691)
Effect of assump. changes or inputs	-	76,337	642,701	-	-	15,820	-	42,041
Effect of economic/demographic (gains) or losses	83,464	(20,688)	21,833	49,571	32,484	(34,008)	(152,926)	(193,519)
Benefit payments/refunds	(621,928)	(275,318)	(91,355)	(50,070)	(44,409)	(31,286)	(51,685)	(2,212)
Net change in total pension liability	1,154,692	1,581,484	2,207,814	1,435,691	1,210,911	1,084,529	849,105	648,400
Total pension liability, beginning	13,238,991	11,657,507	9,449,693	8,014,002	6,803,091	5,718,562	4,869,457	4,221,057
Total pension liability, ending (a)	14,393,683	13,238,991	11,657,507	9,449,693	8,014,002	6,803,091	5,718,562	4,869,457
Fiduciary net position:								
Employer contributions	902,280	721,277	604,572	560,263	484,115	457,484	422,157	361,493
Member contributions	262,445	301,698	302,284	280,130	242,056	228,848	211,078	180,742
Investment income net of inv exp	(971,853)	2,776,384	1,070,532	1,344,360	(134,521)	897,084	378,134	(162,009)
Benefit payments/ refunds	(621,928)	(275,317)	(91,356)	(50,069)	(44,409)	(31,286)	(51,685)	(2,211)
Administrative expenses	(9,048)	(8,542)	(8,963)	(7,885)	(6,579)	(5,074)	(4,113)	(3,541)
Other	89,612	24,558	25,157	28,500	21,078	8,731	46,648	955
Net change in fiduciary net position	(348,492)	3,540,058	1,902,226	2,155,299	561,740	1,555,787	1,002,219	375,429
Fiduciary net position, beginning	15,788,809	12,248,751	10,346,525	8,191,226	7,629,486	6,073,699	5,071,480	4,696,051
Fiduciary net position, ending (b)	15,440,317	15,788,809	12,248,751	10,346,525	8,191,226	7,629,486	6,073,699	5,071,480
Net pension liability (asset), ending = (a) - (b)	\$ (1,046,634)	\$ (2,549,818)	\$ (591,244)	\$ (896,832)	\$ (177,224)	\$ (826,395)	\$ (355,137)	\$ (202,023)
Fiduciary net position as a % of total pension liability	107.27%	119.26%	105.07%	109.49%	102.21%	112.15%	106.21%	104.15%
Pensionable covered payroll	\$ 3,749,215	\$ 4,309,967	\$ 4,318,340	\$ 4,001,855	\$ 3,457,946	\$ 3,269,251	\$ 3,015,395	\$ 2,582,032
Net pension asset as a percentage of covered payroll	(27.92%)	(59.16%)	(13.69%)	(22.41%)	(5.13%)	(25.28%)	(11.78%)	(7.82%)

The Schedule of Changes in Net Pension Assets and related Ratio disclosure is required for 10 years. The schedule noted above is only for the years which the new GASB Statements have been implemented.

Central Texas Regional Mobility Authority

**Required Supplementary Information—Pension Plan (Continued)
Schedule of Employer Contributions**

Year Ending	Actuarially Determined Contribution (1)	Actual Employer Contribution	Contribution Deficiency (Excess)	Covered Payroll (2)	Actual Contribution as a Percentage of Covered Payroll
2013	\$ 261,182	\$ 304,447	\$ (43,265)	\$ 2,174,701	14.0%
2014	284,621	327,807	(43,186)	2,342,556	14.0%
2015	302,614	361,493	(58,879)	2,582,032	14.0%
2016	341,041	422,157	(81,116)	3,015,395	14.0%
2017	383,156	457,484	(74,328)	3,269,251	14.0%
2018	402,505	484,115	(81,610)	3,457,946	14.0%
2019	461,814	560,263	(98,449)	4,001,855	14.0%
2020	519,928	604,572	(84,644)	4,318,340	14.0%
2021	515,903	721,277	(205,374)	4,309,967	16.7%
2022	537,263	902,280	(365,017)	3,749,215	24.1%

(1) TCDRS calculates actuarially determined contributions on a calendar year basis. GASB No. 68 indicates the Authority should report contribution amounts on a fiscal year basis.

(2) Payroll is calculated based on contributions as reported for the fiscal year to TCDRS.

Central Texas Regional Mobility Authority

**Required Supplementary Information—Pension Plan (Continued)
Notes to Schedule of Employer Contributions and Net Pension Liability
June 30, 2023**

Actuarial methods and assumptions used: Following are the key assumptions and methods used in determining the actuarially determined contribution:

Valuation Timing	Actuarially determined contribution rates are calculated as of December 31, two years prior to the end of the fiscal year in which the contributions are reported.
Actuarial Cost Method	Individual entry age normal cost method, as required by GASB Statement No. 68, used for GASB calculations. A slightly different version of the entry age normal cost method is used for the funding actuarial valuation.
Asset Valuation Method Smoothing period Recognition method Corridor	5 years Non-asymptotic None
Economic Assumptions Inflation Salary increases Investment rate of return COLAs	2.50% 3.00% (made up of 2.5% inflation and 0.50% productivity increase assumptions) and a merit, promotion and longevity component that on average approximates 1.70% per year for a career employee. 7.50% (net of administrative and investment expenses, including inflation) COLAs for the Authority are not considered to be substantively automatic under GASB Statement No. 68. Therefore, no assumption for future cost-of-living adjustments is included in the GASB calculations. No assumption for future cost-of-living adjustments is included in the funding valuation.

Central Texas Regional Mobility Authority

Required Supplementary Information—Pension Plan (Continued)
Notes to Schedule of Employer Contributions and Net Pension Liability
June 30, 2023

Demographic assumptions—related to December 31, 2022 and 2021 valuation:

Age	Annual Rates of Service Retirement*				
	Active Svc. < 15	Active Svc. 15-24	Active Svc. 25-29	Active Svc. 30+	Deferred All Svc.
40–49	5.3%	6.3%	7.7%	8.8%	0.0%
50	5.6	6.8	8.3	9.4	0.0
51	5.6	6.8	8.3	9.4	0.0
52	6.0	7.2	8.8	10.0	0.0
53	6.0	7.2	8.8	10.0	0.0
54	6.8	8.1	9.9	11.3	0.0
55	6.8	8.1	9.9	11.3	0.0
56	6.8	8.1	9.9	11.3	0.0
57	7.5	9.0	11.0	12.5	0.0
58	7.5	9.0	11.0	12.5	0.0
59	7.5	9.0	11.0	12.5	0.0
60	9.0	10.8	13.2	15.0	12.0
61	9.0	10.8	13.2	15.0	12.0
62	13.5	16.2	19.8	22.5	18.0
63	11.3	13.5	16.5	18.8	15.0
64	11.3	13.5	16.5	18.8	15.0
65	22.5	22.5	27.5	27.5	25.0
66	22.5	22.5	27.5	27.5	25.0
67	21.6	21.6	26.4	26.4	24.0
68	18.9	18.9	23.1	23.1	21.0
69	18.9	18.9	23.1	23.1	21.0
70	20.7	20.7	25.3	25.3	23.0
71	20.7	20.7	25.3	25.3	23.0
72	20.7	20.7	25.3	25.3	23.0
73	20.7	20.7	25.3	25.3	23.0
74	20.7	20.7	25.3	25.3	23.0
75 and above	100.0	100.0	100.0	100.0	100.0

*For all eligible members ages 75 and later, retirement is assumed to occur immediately.

Other terminations of employment: The rate of assumed future termination from active participation in the plan for reasons other than death, disability or retirement vary by length of service, entry-age group (age at hire), and sex. No termination after eligibility for retirement is assumed.

Central Texas Regional Mobility Authority

**Required Supplementary Information—Pension Plan (Continued)
Notes to Schedule of Employer Contributions and Net Pension Liability
June 30, 2023**

Withdrawals: Members who terminate may either elect to leave their account with TCDRS or withdraw their funds. The probability that a member elects a withdrawal varies by length of service and vesting schedule. Rates applied to your plan are shown in table below. For nondepositing members who are not vested, 100% are assumed to elect a withdrawal.

Probability of Withdrawal			
Years of Service	Probability	Years of Service	Probability
0	100%	15	26
1	100	16	25
2	100	17	24
3	100	18	23
4	100	19	22
5	40	20	21
6	38	21	20
7	36	22	19
8	34	23	19
9	33	24	18
10	32	25	18
11	31	26	17
12	30	27	17
13	29	28	16
14	27	29*	16

*Members with more than 29 years of service are not assumed to refund.

Central Texas Regional Mobility Authority

**Supplementary Information—Indenture Cash Flow and Debt Service Coverage
June 30, 2023**

Toll revenues*		\$ 135,899,139
Video and Fee Revenues*		74,964,122
Interest income available to pay debt service		<u>35,479,922</u>
Total revenues		246,343,183
Less system operating expenses		<u>(32,130,032)</u>
Revenues available for rate covenant and additional bonds tests		214,213,151
Net senior lien debt service	\$ 56,824,486	
Net subordinate lien debt service	<u>31,735,786</u>	
Total net debt service	88,560,272	
Debt service coverage ratios for rate covenant and additional bonds test:		
Senior lien obligations	3.77	
Senior and subordinate lien obligations	2.42	
Less system maintenance expenses		<u>(2,521,489)</u>
Revenues available for debt service		211,691,662
Debt service coverage ratios for revenues available for debt service:		
Senior lien obligations	3.73	
Senior and subordinate lien obligations	2.39	
Less total net debt service		<u>(88,560,272)</u>
Annual excess**		<u><u>\$ 123,131,390</u></u>

* Total operating revenue for segment reporting of \$210,863,261 consists of toll revenue and excludes miscellaneous revenue and interest income.

** Subject to reserve policies.



CENTRAL TEXAS REGIONAL
MOBILITY AUTHORITY

3300 N IH-35, Suite 300
Austin, TX 78705

www.MobilityAuthority.com

**GENERAL MEETING OF THE BOARD OF DIRECTORS
OF THE
CENTRAL TEXAS REGIONAL MOBILITY AUTHORITY**

RESOLUTION NO. 23-040

**PROHIBITING THE OPERATION OF CERTAIN MOTOR VEHICLES
ON MOBILITY AUTHORITY TOLL FACILITIES PURSUANT TO
THE HABITUAL VIOLATOR PROGRAM**

WHEREAS, Transportation Code, Chapter 372, Subchapter C, authorizes toll project entities, including the Central Texas Regional Mobility Authority (Mobility Authority), to exercise various remedies against certain motorists with unpaid toll violations; and

WHEREAS, Transportation Code §372.106 provides that a “habitual violator” is a registered owner of a vehicle who a toll project entity determines:

- (1) was issued at least two written notices of nonpayment that contained:
 - (A) in the aggregate, 100 or more events of nonpayment within a period of one year, not including events of nonpayment for which: (i) the registered owner has provided to the toll project entity information establishing that the vehicle was subject to a lease at the time of nonpayment, as provided by applicable toll project entity law; or (ii) a defense of theft at the time of the nonpayment has been established as provided by applicable toll project entity law; and
 - (B) a warning that the failure to pay the amounts specified in the notices may result in the toll project entity’s exercise of habitual violator remedies; and
- (2) has not paid in full the total amount due for tolls and administrative fees under those notices; and

WHEREAS, the Mobility Authority previously determined that the individuals listed in Exhibit A are habitual violators, and these determinations are now considered final in accordance with Transportation Code, Chapter 372, Subchapter C; and

WHEREAS, Transportation Code §372.109 provides that a final determination that a person is a habitual violator remains in effect until (1) the total amount due for the person’s tolls and administrative fees is paid; or (2) the toll project entity, in its sole discretion, determines that the amount has been otherwise addressed; and

WHEREAS, Transportation Code §372.110 provides that a toll project entity, by order of its governing body, may prohibit the operation of a motor vehicle on a toll project of the entity if:

- (1) the registered owner of the vehicle has been finally determined to be a habitual violator; and

(2) the toll project entity has provided notice of the prohibition order to the registered owner; and

WHEREAS, the Executive Director recommends that the Board prohibit the operation of the motor vehicles listed in Exhibit A on the Mobility Authority's toll roads, including (1) 183A Toll; (2) 290 Toll; (3) 71 Toll; (4) MoPac Express Lanes; (5) 45SW Toll; and (6) 183 Toll.


NOW THEREFORE, BE IT RESOLVED that the motor vehicles listed in Exhibit A are prohibited from operation on the Mobility Authority's toll roads, effective October 25, 2023; and

BE IT FURTHER RESOLVED that the Mobility Authority shall provide notice of this resolution to the individuals listed in Exhibit A, as required by Transportation Code §372.110; and

BE IT IS FURTHER RESOLVED that the prohibition shall remain in effect for the motor vehicles listed in Exhibit A until the respective habitual violator determinations are terminated, as provided by Transportation Code §372.110.


Adopted by the Board of Directors of the Central Texas Regional Mobility Authority on the 25th day of October 2023.

Submitted and reviewed by:



James M. Bass
Executive Director

Approved:



Robert W. Jenkins, Jr.
Chairman, Board of Directors

Exhibit A



CTRMA Prohibited Vehicles

#	Full Name	County	Zip Code	License Plate	Plate State	Number of Tolls
1	KARI MARIE HUGHES	Travis	78660	RWX9435	TX	165
2	ELITE EXCAVATING LLC JOSHUA DANNEN BECKER	Williamson	78613	RWX9526	TX	406
3	RACHEL CATHERINE DALEY MARY JANE SANDERS	Williamson	78665	RWX9931	TX	355
4	LUKE AUSTIN NORSWORTHY	Williamson	78613	RWX9976	TX	165
5	ABRAHAM GUADALUPE CASTILLO	Travis	78653	RWY0042	TX	377
6	ALVARO ERIC TORRES KAREN LIZBETH CABRERA LUNA	Bastrop	78612	RWZ6033	TX	145
7	BRANDON LEONCE HEBERT	Williamson	78613	RWZ6066	TX	379
8	ALLISON JOYCE GARDNER	Travis	78751	RWZ6310	TX	196
9	JAVIER OMAR AGUILAR	Travis	78725	RWZ6426	TX	178
10	ROLANDO GARZA DELORES CASTILLO GARZA	Bastrop	78621	RWZ6438	TX	169
11	TODD ALLAN DUDERSTADT	Williamson	78613	RWZ6575	TX	311
12	CARLOS DARIO LUGO ESCALONA	Williamson	78729	RWZ6596	TX	178
13	SHARLESE ANGEL TURNER	Williamson	78613	RWZ6682	TX	287
14	ERIK VANCE RABENS	Travis	78752	RWZ7289	TX	215
15	JESUS CHAVEZ	Dickens	79220	RWZ7764	TX	197
16	ELIZABETH DAWN GRIFFIN JOSHUA LEE GRIFFIN	Williamson	78634	RWZ7852	TX	153
17	JOCELYN KARINA JUAREZ	Williamson	78641	RWZ7916	TX	162
18	MELANIE GRACE CANTU	San Jacinto	77364	RXB2685	TX	409
19	SKYLAR ASHTIN BELL ASHLEE M EASTERLING	Williamson	78634	RXB7803	TX	233
20	ADAN CHAVEZ	Bexar	78211	RXB8428	TX	188
21	AUDRIE DENISE FISHER	Travis	78753	RXB8963	TX	171
22	GARLAND CONROY BURSON	Bastrop	78602	RXD3862	TX	281
23	DOROTHY JOHNSON CLARK	Nueces	78416	RXG1427	TX	300
24	OSCAR ICO POP	Harris	77023	RXJ1992	TX	162
25	KARA LEE DAVIS	Galveston	77573	RXK7414	TX	139
26	NORMA LETICIA VALDEZ DAVID ANGEL VALDEZ	Waller	77445	RXM3361	TX	147
27	KIMBERLIE LUCILLE KRUEMCKE	Harris	77079	RXM7553	TX	106
28	ROBERT DAVIS JR	Travis	78745	RXN4585	TX	120
29	RONALD PAUL GARCIA	Gonzales	78959	RXR1142	TX	169
30	WILLIE ALLEN RAY JR LOUVINIA DENISE LEWIS	Bastrop	78621	RXS0672	TX	200
31	DARNELL SETHGINO CONNORS	Travis	78727	RXS7214	TX	120
32	SHEILA RAE LAMB	Williamson	78729	RXV1799	TX	551
33	ALEJANDRA MICHELLE ZELAYA	Williamson	78665	RXV1925	TX	163
34	DOROTHY E BOWERS	Williamson	78681	RXV2021	TX	136
35	TAMARA RAE MAYNARD	Williamson	78681	RXV2212	TX	183
36	AUSTIN WADE FOWLER	Travis	78727	RXX0774	TX	144
37	NATHENUAL QUINCY BISHOP	Travis	78748	RXX7601	TX	367
38	EDWARD LYNN GOODWIN BROOKE NICOLE GOODWIN	Hays	78610	RXX7647	TX	172
39	SHANE ALAN MYERS DIANE ELIZABETH MYERS	Caldwell	78644	RXX7790	TX	206
40	JEAN-PIERRE CALLE CANDEIAS	Travis	78758	SBX7038	TX	398
41	TOBE LANDRUM	Travis	78752	007DV75	TX	811



CTRMA Prohibited Vehicles

42	SELESESE U SOKIMI JR AMANDA JANE SOKIMI	Coryell	76522	008DV79	TX	177
43	ADRIAN PEREZ	Travis	78653	013750M	TX	210
44	MAGGIE ESPINAL JEMISON	Montgomery	77355	024DV25	TX	119
45	MICHAEL WAYNE CAVANAUGH JR	Jefferson	77642	04VLS9	TX	151
46	CARLOS RAJO	NULL	10980	050C949	NY	294
47	TRAVIS LEJUANE WILSON	Travis	78653	072DV26	TX	397
48	MIGUEL TRUJILLO	Williamson	78642	07DV884	TX	151
49	TOMAS MARTINEZ JR	Williamson	78634	090DV44	TX	242
50	CLEVELAND JOSEPH SHINN KIMBERLY MICHELE DAVIO	Travis	78617	0DDBLL	TX	272
51	JESSICA ALYSEE GLAISTER	Hays	78610	11DV786	TX	347
52	WILLIAM PHILLIPS	Bell	76540	121DV81	TX	211
53	JAMES ANTHONY RIOS	Hays	78610	1248LUK	TX	654
54	TD INDUSTRIES	Dallas	75234	124J45	TX	191
55	RYDER TRUCK RENTAL LT # 422736	NULL	33178	125R18	FL	302
56	TEST DRIVE	Travis	78745	0B4669H	TX	187
57	Carlos Gomez	Bastrop	78612	0B7908J	TX	138
58	WEDAD CARS LLC	Travis	78727	0M1783Z	TX	177
59	AUSTIN ACHIEVE PUBLIC SCHOOLS	Travis	78723	1430047	TX	634
60	AARON BRUCE PULLMAN (LESSEE)	Williamson	78681	143AP22	TX	127
61	AUSTIN ACHEIVE PUBLIC SCHOOLS	Travis	78723	1462870	TX	257
62	TDEM	Travis	78752	1497485	TX	553
63	CAPITAL METROPOLITAN TRANSIT AUTHORITY	Travis	78702	1497545	TX	342
64	CAPITAL METROPOLITAN TRANSIT AUTHORITY	Travis	78702	1497630	TX	478
65	CAPITAL METROPOLITAN AUTHORITY	Travis	78702	1497681	TX	873
66	RUTH LAUREN CROW KENNETH WADE WITHERSPOON	Williamson	78641	152DV75	TX	206
67	BILLY JOE WILLIAMS	Caldwell	78616	155DV86	TX	905
68	ERNESTINE BERNADETTE CLAYTON TARIA JESSICA CLAYTON	Williamson	78634	166DV29	TX	441
69	LUCIANO G REHAK	Williamson	78664	178DV33	TX	157
70	ERICK KELEMEN	Travis	78753	17DV286	TX	156
71	JOSIE SAENZ DEANDA	Travis	78617	182C752	TX	711
72	JUAN NAJERA III JUAN A RIDE AUTO SALES	Travis	78747	1887H16	TX	164
73	MARC COOK	Williamson	78613	1987F61	TX	116
74	MOISES GONZALEZ	Caldwell	78616	1B0106C	TX	109
75	HENRY CABALLERO	Bexar	78211	1B1244F	TX	161
76	GILBERTO GARCIA	Travis	78721	1B1616C	TX	203
77	ARAFAT ZAYED	Bell	76541	1B2348E	TX	147
78	Cesar Torres	El Paso	79905	1B4535D	TX	252
79	JULIE IMO	Harris	77026	1B4659D	TX	102
80	GILBERTO GARCIA	Travis	78721	1B4711H	TX	126
81	LAMONICA ROBINSON	Travis	78757	1B5380H	TX	102
82	ROBIN CRAMLIT	Williamson	78664	1B6150K	TX	177
83	ERIKA CORONA	Travis	78747	1B6894H	TX	186



CTRMA Prohibited Vehicles

84	MEKBEB LEMMA	Travis	78753	1B7396C	TX	112
85	GODFREY EMERIBE	Travis	78753	1B7546F	TX	191
86	FIRST ADVANTAGE	NULL	46256	1L02100	IN	352
87	COORS OF AUSTIN LP	NULL	78653	1L80895	TX	172
88	CLAUDIO IBARRA	Travis	78724	1L82529	TX	336
89	MARQUEZ TRUCKING LLC	Travis	78749	1L82953	TX	121
90	MENDOZA TRUCKING INC	Williamson	78613	1L89173	TX	554
91	GEOVANNY LICONA	Travis	78747	1L92372	TX	176
92	MONIQUE VERSE DRIVE AWAY TODAY	Travis	78702	1M0321U	TX	109
93	AUSTIN AUTO ASSISTANCE, LLC	Travis	78724	1M0515Z	TX	131
94	GRANT REID REID SERVICES GROUP LLC	Williamson	78642	1M07296	TX	368
95	UNI-ROAD SERVICES INC	Harris	77084	1M18963	TX	158
96	BRITTANY ANNE PEREZ CARLOS JAY PEREZ	Hays	78640	1M22161	TX	147
97	SUSANA MARTINEZ MENDEZ AUTOS PARA TODOS	Harris	77057	1M2223Z	TX	130
98	MK KING AUTO AND BODY SHOP, LLC	Travis	78753	1M2688Y	TX	111
99	UNI-ROAD SERVICES INC	Harris	77084	1M35769	TX	283
100	GILBERTO GARCIA TRIPLE SEVEN AUTO SALES	Travis	78721	1M4178V	TX	145
101	SALVATION AUTO LLC	Travis	78728	1M5089U	TX	154
102	HEAVY EQUIPMENT REPAIRS	Travis	78660	1M57637	TX	202
103	GELCO FLEET TRUST	NULL	21152	1M60284	MD	167
104	MARLON A BAIRES RIVERA	Guadalupe	78155	1M60537	TX	466
105	LUIS M CUEVAS-HERRERA	Travis	78617	1M62804	TX	165
106	JAVIER VARGAS MORENO	NULL	78626	1M70112	TX	169
107	ESTEVAN TRINIDAD MINDIETA MARIA ANTONIA MINDIETA	Bell	76511	1M70856	TX	287
108	RDC PAVING LLC	Williamson	78634	1N18148	TX	1157
109	MUSICK FAMILY TRANSPORTATION LLC	Comal	78132	1N18220	TX	620
110	JATMART TRANSPORTATION LLC	Travis	78728	1N19169	TX	215
111	DAVIE DAVIS	Travis	78724	1N19206	TX	352
112	CAIRO'S TRUCKING LLC	Travis	78724	1N19299	TX	245
113	JOSE L NAVARRO	Caldwell	78644	1N21560	TX	181
114	KAY LLC	Williamson	78641	1N30943	TX	313
115	MARIA MAGDALENA VILLANUEVA DE RAMOS	Travis	78744	1N31188	TX	3477
116	SOUTHWASTE DISPOSAL LLC	Bexar	78219	1N47925	TX	226
117	MICHAEL WAYNE QUANTE	Blanco	78606	1R0NWK	TX	293
118	JAMES DARRYL CHAPMAN	Bastrop	78612	1RSBM	TX	165
119	REBECCA TEHANI CAHILL	Travis	78660	1SVCX	TX	263
120	STEFANY ALEXYA MONDRAGON	Bastrop	78602	1TGMV	TX	403
121	DANIELLE LEE THOMAS	Travis	78753	1TNXH	TX	185
122	JORDAN NOEL DIXON CAMPUSANO CHARLES LEE COBERN III	Travis	78725	1TNXT	TX	282
123	CONNIE KAY CAMPBELL	Burnet	78608	1TVCL	TX	105
124	DAVID MCKAY SCOBEE MARY AMANDA SCOBEE	Caldwell	78616	1XA644	TX	300
125	MAKAYLA NICOLE LOPEZ	Travis	78745	2045P90	TX	117



CTRMA Prohibited Vehicles

126	MOHAMMAD JAMIL ABUMUSHREF	Travis	78752	2047P91	TX	138
127	CARLOS AMIEL TORRES, SANIYAH JAYLEE OVIEDO	Travis	78660	2048L27	TX	111
128	AUTOGROUP PREMIER INC ROGER BEASLEY MAZDA GEORGETO	Williamson	78626	2050K56	TX	151
129	CHELSEA YOUNG	NULL	78681	2270V32	TX	116
130	DANIEL RANGEL	Harris	77093	2271L50	TX	187
131	OVEL FAHARDO, OVEL FAHARDO	NULL	78250	2282Z35	TX	105
132	NOA SCHMIDT LEVY	Travis	78746	2290W76	TX	101
133	SEAN OHARA	Williamson	78613	22ATA3	TX	208
134	ANTONIO SOLIS II	Lee	78947	22DV404	TX	300
135	STEVEN DAVID SURITA CHARLIE MARIE SURITA	Williamson	78665	22DV494	TX	291
136	PERLA CERVANTES MARTINEZ	Bastrop	78602	2306W67	TX	151
137	TREMAINE QUINSHAUN DURR, JENNIFER LEE KEALOHA	Travis	78653	2315R30	TX	149
138	ANTHONY ONEAL ALEXANDER	Travis	78723	2320J67	TX	133
139	COLTON JAMES BLAIR	Williamson	78642	2324G49	TX	215
140	YUNIER MOLINA PUPO, YUNIER MOLINA PUPO	Travis	78753	2324L99	TX	123
141	ANGELICA DENETTE SISTOS	Williamson	78641	2324X82	TX	108
142	JASON COLLIER LANGFORD	Williamson	76574	2325C27	TX	251
143	KIMBERLY SOMERS	Williamson	78641	2325T65	TX	135
144	LOGAN A WILLIAMSON, ROBIN R WILLIAMSON	Williamson	78641	2326R96	TX	100
145	SIERRA MAXINE RICHMOND	Travis	78753	2327N27	TX	104
146	STERLING KINCADE SMITH	Travis	78704	2327X59	TX	131
147	JENNIFER MARTINEZ	Williamson	78634	2328G44	TX	168
148	AIRIANA RENEE ANDERSON	Williamson	78642	2331S81	TX	198
149	NYKEJA TUCHA ANDERSON	Travis	78724	2333A60	TX	232
150	SCOTTLYN STEPFAUN THOMPSON	Travis	78653	2333U33	TX	136
151	KAERI BETH LANAE PAVLU	Williamson	78634	2334T42	TX	127
152	HERNANDEZ, DEZARAE ALEXIS NYCO	Bastrop	78621	2337D87	TX	167
153	CASSIDY MAREK	Williamson	78613	2337R44	TX	110
154	TIARA DENESE CLARK	Travis	78702	2339K16	TX	129
155	LAZARA PENA	Travis	78617	2339L34	TX	111
156	DESTINY THOMAS	Travis	78723	2339V95	TX	183
157	KENIA YASMIN DIAZ	Travis	78753	2340K15	TX	118
158	JAMES RYAN, LADNER	NULL	78628	2342K44	TX	272
159	DAVID RIVERO	Travis	78724	2342T36	TX	118
160	KABRIESHA BROWN	Travis	78749	2342T86	TX	107
161	FREDY ESPINOZA	Bastrop	78612	2344K60	TX	110
162	LAQUINCE DEFRANCE THOMAS	Williamson	78641	2345G71	TX	226
163	GUSTAVO VILLAFUERTE	Travis	78724	2345N27	TX	150
164	MIRIANI LEANNA GRAY	Travis	78744	2345X40	TX	189
165	RAUL ESPARZA RODRIGUEZ	Williamson	78613	2346D74	TX	122
166	TEXAS CAR-MART, INC. CAR-MART	Williamson	76574	2347C91	TX	150
167	KIETHIAN DESHAWN HOPSON	Williamson	78664	2348H72	TX	256



CTRMA Prohibited Vehicles

168	JOEL AGUIRRE TORRS	Travis	78744	2349F73	TX	287
169	JOSE A MUNGIA	Travis	78758	2350C67	TX	115
170	KRISTY GORDON	Travis	78653	2350J46	TX	143
171	BRENDA D RUSSELL	Williamson	78613	2350X48	TX	163
172	ARNALDO GALINDO	Travis	78754	2352J23	TX	277
173	AVERY KINNEY	Wilbarger	76384	2356R25	TX	193
174	DEQUINCY FIELDS, CHANEL MARTIN	Travis	78759	2363B77	TX	176
175	ADRIANNA MICHELLE TORRES	Bexar	78208	2363C53	TX	162
176	DOMIEKA GOODMAN, DOMIEKA GOODMAN	Travis	78653	2364F45	TX	113
177	CAROL ANN JOBE	Travis	78757	2366B32	TX	148
178	ANGELINA NICOLE RODRIGUEZ	Williamson	78641	2366L78	TX	228
179	ALEX WESTON KUEHN	Travis	78758	2369H12	TX	131
180	ISAURA ELIZABETH ORELLANA HERN	Travis	78744	2371S84	TX	325
181	LARRY LUCIO	Travis	78744	2372P43	TX	289
182	GELCO FLEET TRUST	Williamson	78664	2372W71	TX	113
183	EBONY MICHELLE MOORE	Travis	78653	2374U78	TX	163
184	JONATHAN DAVID ANDERSON	Williamson	78641	2374W42	TX	217
185	MIGUEL GODINEZ ZUNIGA	Bastrop	78621	2375A97	TX	115
186	NINA SANTACRUZ RODRIGUEZ	Williamson	78641	2377V67	TX	267
187	SOCORRO AVILES ALVAREZ, SOCORRO AVILES ALVAREZ	Travis	78724	2379Y50	TX	178
188	CHRISTIAN DEMI MATTSON	Williamson	78641	2380T20	TX	194
189	NAOMI, RUTH JEFFERSON	Travis	78741	2380T87	TX	104
190	LILIAN TORRES	Travis	78754	2380U15	TX	333
191	LASHELLE ANDRANISE MCFARLAND	Williamson	78641	2380X76	TX	521
192	MASON BRADLEY ROBINSON	Travis	78660	2381B47	TX	233
193	JOHN RICHARD ELLERTHORPE	NULL	78617	2381B78	TX	101
194	JEROME HARRELL	Travis	78702	2381L47	TX	169
195	DAMEON JACKSON, CHRISTINA MADISON	Travis	78723	2381U97	TX	128
196	JULIO A VAZQUEZ, ENRIQUETA V PACHECO	Travis	78723	2382C29	TX	224
197	CHESIREE ASHLEY MARTINEZ	Travis	78660	2382G82	TX	129
198	AMBER ELIZABETH FREDERICK	Travis	78721	2383K86	TX	110
199	KATRINA HATFIELD	Travis	78725	2383U38	TX	136
200	CIARA NICOLE RASHAE MOORE	Travis	78723	2384B52	TX	165
201	HANNAH BAYNE	Bexar	78238	2384H61	TX	210
202	ANA ELIZETH MARTINEZ	Travis	78758	2387D69	TX	153
203	CARIDAD ARIENNE PUERTAS HUERTA	Travis	78728	2387S54	TX	128
204	KELSEY MARIE HAMILTON	Williamson	78642	2388S19	TX	131
205	NORA ELSA GARCIA	NULL	76182	2388U50	TX	158
206	SAVANNA RAE SATTLER	Williamson	78641	2390C65	TX	114
207	CODY DEAN PUCKETT	Williamson	78641	2392P47	TX	111
208	DAVID LOUIS BROWN, CAROL TREJO BROWN	Travis	78702	2394Y99	TX	142
209	DONELLE OMARE STARKE, TAI LYNN MCCANTIS	Travis	78660	2395U29	TX	253



CTRMA Prohibited Vehicles

210	RICHARD SAMUEL BROWN, JENNIFER MONIQUE FRUGE	Travis	78653	2395Y75	TX	113
211	SKYLAR MCBURNETTE	Williamson	78641	2396B20	TX	128
212	CRYBAL R M HERNANDEZ	Travis	78744	2396W70	TX	156
213	SAMY JOSE GUZMAN FLORES	Travis	78758	239767M	TX	399
214	CECILIA CHAVEZ GOVEA	Travis	78744	2397H79	TX	251
215	CORNELIUS WALKER JR, ERIKA ANJANET WALKER	Travis	78653	2398F95	TX	140
216	LUCAS VELA	Williamson	78628	2399N75	TX	162
217	URSULA DAWN SPENCER	Travis	78660	2400X63	TX	102
218	JEANNEE CHRIST, KAITLYN CHRIST	Travis	78754	2401D51	TX	127
219	JOSE ANDRES ALBA, CYNTHIA JEAN ALBA	Williamson	78641	2401H39	TX	107
220	TRINEISHIA COLEMAN	Travis	78728	2403T23	TX	194
221	VICYNTHIA KAI STILES, ALICE ROBINSON STILES	Travis	78758	2403V58	TX	182
222	STEPHEN LYNN WALKER JR	Bexar	78254	2404P62	TX	104
223	JOSEPH RENE LONGORIA	Hidalgo	78542	2405G49	TX	105
224	LADAWN THOMAS	Travis	78724	2405L66	TX	211
225	LATRICA MARIE BRAZIL	Travis	78617	2406P47	TX	226
226	SHALANDA MARIE GRAY	Williamson	78634	2406T47	TX	139
227	ANGEL MICHAEL KYLE JASO	Bastrop	78612	2406V43	TX	146
228	CARMAX AUTO SUPERSTORES, INC. CARMAX	Travis	78753	2407Z89	TX	180
229	DAWAYNE LAMAR CLARK	Travis	78724	2409L82	TX	107
230	JESUS GUADALUPE AGUILAR	Travis	78617	2409R13	TX	113
231	HOPE MARIE SANDOVAL	Burnet	78605	2410L14	TX	345
232	KEEGAN MUSSLEWHITE	Williamson	78729	2412D90	TX	107
233	CRISTINA MACIAS-OCAMPO	Travis	78653	2412J49	TX	130
234	WILSON OVIDIO SIERRA ANTUNEZ	Travis	78757	2413X77	TX	123
235	TRAVIS MICHAEL DIXON	Williamson	78641	2414Z17	TX	302
236	ASHLEY JONES-DAILEY	Travis	78723	2415Y16	TX	215
237	JONATHAN MICHAEL DUFNER	Williamson	78641	2416D67	TX	331
238	FUENTES CHRISTOPHERQ	Travis	78749	2416N70	TX	116
239	EMILIO PACHICANO	Williamson	78634	2417F92	TX	114
240	CHAD DAVIS	Travis	78745	2417L98	TX	202
241	ARIF DHUKA	Williamson	78641	2417T46	TX	279
242	KENNETH SERRANO	Travis	78749	2417Z81	TX	159
243	SERGIO EMMANUEL HERRERA	Travis	78653	2419P20	TX	121
244	LEANNE REYES	Bastrop	78602	2419R86	TX	195
245	ASHLEY SIMMONS	Bell	76548	2422C12	TX	257
246	ALEXANDER BELTRAN	Travis	78758	2423K70	TX	154
247	ANTONIO MORAN ZUNIGA	Travis	78744	2423L37	TX	127
248	CHARLES JOHN JAMES III	Hays	78640	2424G50	TX	105
249	MARIA ELIZABETH RICH	Williamson	78642	2425Z73	TX	159
250	NATASHA MAYE HARRIS	Bell	76502	2427X81	TX	160
251	CHARLES FRANKLIN PHILLIPS III	Williamson	78634	2429Y48	TX	119



CTRMA Prohibited Vehicles

252	DIANA YVETTE RIVERA	Travis	78721	2430V47	TX	392
253	SANDRA LEE ACKERMAN, JOHN E ACKERMAN	Travis	78728	2430Y62	TX	103
254	GABRIELLA ROSE GORBET	Hays	78640	2432W82	TX	128
255	ARACELI GAMBOA	Bexar	78207	2436K89	TX	224
256	EDWIN TERRELL	Williamson	78641	2436Y19	TX	249
257	ROBERTO CERVANTES JR	Travis	78742	2437V11	TX	162
258	TENAYA WOOLEY	Travis	78741	2438K37	TX	122
259	CELENE SINGUTE TROYAN, MANUEL DEJESUS BERRELLEZA	Travis	78728	2439K56	TX	222
260	ARIEL SYMONE BAILEY	Travis	78724	2440X44	TX	333
261	FRANCISCO J CASTRO HERNANDEZ	Travis	78753	2447V17	TX	118
262	KARLO GUERRERO, REBECCA DE LUNA	Williamson	78641	2451N48	TX	109
263	JOSE CAVAZOS	Williamson	78641	245245M	TX	303
264	DANIEL ROMERO JR	Travis	78741	2460V56	TX	137
265	SANDRA CANALES	Travis	78617	2462C38	TX	120
266	RODNEY PRINCETON PATTERSON	Travis	78724	2462J46	TX	123
267	LISA MARIE CHARD	Travis	78744	2464D32	TX	100
268	FLABIO BUENDIA	Bastrop	78621	2465D93	TX	163
269	ELIZABETH YOUNG	Bastrop	78957	2467X35	TX	185
270	FREDDIE LOEHR	Williamson	76574	2469F54	TX	182
271	LISA MICHELLE WILKERSON	Travis	78749	2469P91	TX	130
272	JEREMY KEOWN	Williamson	78664	2475U90	TX	117
273	JASMINE ALEXIS CHAPPELLE RUDY ORLANDO GARCIA	Williamson	78641	2475V37	TX	143
274	ADELAIDA ESCOBAR ESTEBAN	Travis	78728	2477N85	TX	245
275	TREVOR JORDAN CUPP	Williamson	78641	2477S24	TX	267
276	ANDREA MICHELLE TRISTAN SESAR ALEJANDRO VELASQUEZ	Travis	78725	2478G64	TX	142
277	JOSEPH BASHARA, HEATHER BASHARA	Travis	78704	2478V23	TX	151
278	CLAYTON MONTGOMERY	Williamson	78634	2483J23	TX	112
279	SARAH LOUISE SMITH	Bell	76543	2483N17	TX	119
280	CHRISTIE JONES	Lampasas	76539	2490D49	TX	123
281	SKYY RENE ROBERTS	Williamson	78634	2490P57	TX	113
282	EMMA VANG, WONG BEE	Williamson	78642	2491H62	TX	108
283	MADIOR DIENG	NULL	73344	2491H71	TX	259
284	YESENIA MARQUEZ	Travis	78660	2492C77	TX	189
285	ALBERT SEARS MCGEE	Travis	78758	2492S83	TX	134
286	ERIN WALKER	Williamson	78613	2493X24	TX	272
287	TIMMEYON, THOMAS	Travis	78723	2495J14	TX	135
288	ERNESTO RUIZ	NULL	78660	2495W37	TX	228
289	JEREMY LEE DELEON	Caldwell	78616	2497X23	TX	141
290	GENESIS ORTEZ	Travis	78753	2497Y25	TX	119
291	ROMIE BLAYLOCK	Williamson	78641	2501S17	TX	151
292	DINA PATRICE GARNETT	Travis	78753	2501V42	TX	104
293	BYRON JOE WEST	NULL	78660	2503D11	TX	185



CTRMA Prohibited Vehicles

294	KENNETH N MCFARLIN	Williamson	78641	2504N48	TX	102
295	VEDETTE N RIDEAUX	Williamson	78641	2507K62	TX	103
296	DILLI B SHESTHA	Williamson	78626	2508F16	TX	146
297	KRYSTIN NANEZ	Travis	78653	2508X70	TX	147
298	JAMES MCGAUGHEY	Travis	78724	2508X74	TX	209
299	FRANKLIN ARIEL VALLECILLO	Travis	78753	2510H94	TX	212
300	ANEESHIA WALKER, CYNTHIA ALI	Caldwell	78644	2513W90	TX	175
301	CALEB BENDIT	Travis	78759	2514J90	TX	243
302	SEAN EDWARD DAVIS	Travis	78653	2516T22	TX	130
303	MICHAEL HOWARD	Williamson	78641	2516T88	TX	115
304	RHYS A MCRAE	Williamson	78665	2516W49	TX	117
305	PEDRO GOMEZ	Hays	78610	2518H90	TX	119
306	ERIC MATTHEW ANDERSON	Williamson	78641	2518T45	TX	105
307	GUADALUPE JESSICA ALANIZ	Travis	78617	2518V93	TX	123
308	RUBEN HAMULI	Travis	78723	2520G30	TX	159
309	JUAN PEDRAZA	Travis	78744	2521L86	TX	240
310	EMIKO NIKKI DAVIS	Travis	78754	2523D64	TX	127
311	DONALD EUGENE SHIELDS JR, EUMAH MICHELLE SHIELDS	Travis	78653	2523X93	TX	127
312	ANDREA MARIE ROMERO, OZIE MONROE III	Travis	78653	2525G60	TX	234
313	LINDA JULIET RODRIGUEZ	Travis	78653	2525R65	TX	114
314	BENJAMIN MICHAEL DELAGARZA, DOMINIC MICHAEL DE LA	Travis	78653	2526L61	TX	612
315	CHARLIE E ANDERSON	Williamson	78729	2526V29	TX	202
316	KEIONDRIA SHENEA HARRIS	Bastrop	78621	2527X70	TX	196
317	TERRI D HARRIS	Travis	78617	2529C43	TX	214
318	JOSHUA STOCKMAN, CHRISSY STOCKMAN	Williamson	78628	2529L12	TX	107
319	JUAN LARA CARDENAS	NULL	78612	2529L75	TX	188
320	MATTHEW EDWARD BARTLETT	Travis	78749	2529T82	TX	148
321	RONNIE MCCLURE, TIFFANY GRAY	Travis	78752	2530N16	TX	120
322	TAUNYA CONTE	Williamson	78641	2532K76	TX	454
323	KORTY LARAY FILLMORE	Travis	78722	2532R88	TX	138
324	MARIAH NICOLE BROWN	Travis	78653	2533K88	TX	298
325	KEALON DEMEARIS RA SHA PENSON	Travis	78723	2534A88	TX	196
326	BAYRON JOSUE HERNANDEZ ZELAYA	NULL	78653	2535D64	TX	148
327	ERIC MATTHEW ANDERSON	Williamson	78641	2535P72	TX	133
328	AMRIN PRASALA	Williamson	78641	2535Y57	TX	178
329	CHELSEA DAWN FELL	Travis	78750	2536N36	TX	212
330	VALERIO MURILLO, STACEY PARADEZ	Travis	78723	2536Y44	TX	126
331	LEEZANDRO GAEL CHAVEZ	Travis	78745	2536Y81	TX	139
332	MARIA AURELIA MARTINEZ ROBLEDO	Bastrop	78621	2538A64	TX	135
333	AKARIS SMITH	Travis	78653	2538U99	TX	252
334	SERGIO ALCANTARA	Travis	78617	2539B47	TX	190
335	OLGA GARZA	Travis	78744	2540B89	TX	161



CTRMA Prohibited Vehicles

336	FRANCISCO OSORIO	Travis	78660	2541V31	TX	100
337	BRIANNA BADGER	Williamson	78641	2541V64	TX	138
338	ANDREA LATRECE SMITH	Travis	78723	2542C82	TX	190
339	AZIZ DEKHKANOV	Bell	76549	2543C11	TX	172
340	JOSELINE ALEJANDRA CABRERA, CAGUANA	Hays	78610	2543N64	TX	231
341	LESLEY ANN CASTILLO	Travis	78702	2543Y52	TX	284
342	CLYDE RAYMOND WALLACE III	Travis	78721	2544H23	TX	115
343	ARTHUR SELVERA JR	Travis	78660	2545H48	TX	146
344	SERGIO ANDRES BALLESTEROS	Williamson	78642	2545K45	TX	214
345	PATRICIA MAESTRI G.V. ANDRADE	Williamson	78641	2545X62	TX	113
346	STEVIE LYNELL SPENCE JR	Travis	78753	2546A42	TX	120
347	ZATRANIQUE MIKZIAH LOWER	Travis	78753	2547A69	TX	173
348	CAROLINA JUAREZ	Hays	78666	2547S81	TX	133
349	DASIA KING	Travis	78653	2547X87	TX	125
350	KEVIN JOSEPH WATSON, LESLY ANN WATSON	Travis	78653	2550Y50	TX	103
351	EDDIE G LOPEZ	Travis	78744	2551B42	TX	141
352	SUEREESA MONIQUE WILLIAMS	Travis	78617	2551C17	TX	143
353	SHAPAN JOHNSON	Travis	78744	2553L93	TX	102
354	JUAN MANUEL AVILA AVILA	Travis	78747	2553U58	TX	174
355	TINA LOUISE ZAMORA	Travis	78721	2554H88	TX	273
356	LORENA COLCHADO	Caldwell	78616	2555D72	TX	109
357	RHONDA LEIGH HOGUE	Williamson	78641	2555P82	TX	255
358	YOMAYRA WATKINS	Travis	78724	2555W46	TX	131
359	JULIO ANTONIO RIVERA CASTILLO	Travis	78744	2555Y35	TX	119
360	OSCAR LUNA PANTOJA	Travis	78728	2556Z91	TX	156
361	MACI ELIZABETH HARPER	Williamson	78641	2557P44	TX	201
362	VICTORIA DELEON VICTORIA DELEON	Williamson	78642	2557V46	TX	155
363	JOSE ANTONIO MAZARIEGOS LOPEZ	Travis	78653	2558A16	TX	173
364	AUSTIN DEMOSS	Williamson	78613	2559U30	TX	124
365	JEAN ALECTICE	Travis	78725	2563L84	TX	208
366	TIDISHIA COLLIER	Travis	78653	2565B79	TX	109
367	KRISTINA SMITH	Williamson	78613	2568Y43	TX	134
368	OLIVIA JONAE GRANT	Travis	78723	2569L55	TX	187
369	MARIA E DIXON RUIZ	Travis	78753	2569X63	TX	103
370	CASSANDRA BRYANT	Travis	78653	2569X70	TX	138
371	LINDA ROCHELLE HIGGINS	Travis	78702	2571P53	TX	139
372	AYLIN, GARDIA	Hays	78610	2571Z90	TX	304
373	CAMILLA SOPHIA FAGAN	Travis	78724	2572G25	TX	336
374	IMOTEP XAVIER	Bastrop	78621	2574B64	TX	137
375	LESLIE DELGADO	Williamson	78642	2575A94	TX	217
376	JEREMY JOE HERRERA	Travis	78752	2575V90	TX	111
377	FRED NGAMBOU EKANGA	Travis	78741	2578R26	TX	113



CTRMA Prohibited Vehicles

378	JESSIE LEE WEBB	Travis	78754	2578Y14	TX	165
379	SABRINA NICOLE RAMOS	Travis	78745	2579D84	TX	123
380	TRIANA RHAЕ ANDERSON	Travis	78753	2580N29	TX	304
381	AURICELYS MARIE DIFFUT JIMENEZ	Travis	78753	2583H83	TX	107
382	GEORGE MEGEL	Travis	78727	2583Y26	TX	206
383	THYARALIZBETH BACETY, ANDRONICUS JERREL JOHNSON II	Travis	78653	2583Z66	TX	300
384	SARAH ELIZABETH ROBERTS	Travis	78723	2584W96	TX	193
385	GABRIEL SOZA RUEDAS JR., DEMETRIA CRAYTON	Travis	78741	2585D11	TX	237
386	BRANDON DWAYNE STEVENS	NULL	76542	2585F19	TX	112
387	BIKRAM BUDHA	Hays	78610	2585G23	TX	241
388	CINDY ELIZABETH LUNA CASTRO	Travis	78653	2585K35	TX	318
389	MARSHE FARLANDO JACKSON	Travis	78724	2588Y73	TX	244
390	BRIANNA PEREZ	Travis	78753	2589F82	TX	119
391	JESSICA JOHNSON	Travis	78752	2589P66	TX	179
392	RAKIA LAREE WHITE	Lee	78942	2589X36	TX	161
393	JANIE TACHELLE POOL	Travis	78753	2590R54	TX	144
394	MANUEL FRANKLIN GROHMAN, YULIANA YETZABEL MAR	Travis	78653	2592H66	TX	109
395	MINDY W TORRES	Bastrop	78621	2592K94	TX	253
396	TIRA KINCHEON	Bastrop	78621	2592Y29	TX	536
397	ROLAND SUSTAITA CUELLAR	Travis	78725	2593A86	TX	121
398	DARRIN VAN MILLER	Travis	78724	2593B61	TX	241
399	AZUCCENA ESPINOVA-PEREZ, ALENA ANN VILLARREAL	Travis	78724	2594C64	TX	160
400	VANESSA MARIA DUCKWORTH	Travis	78653	2595B66	TX	118
401	MELISSA ANNE BAKER	NULL	78660	2595K14	TX	200
402	OPAAL KELINETH BANKS	Hays	78640	2595P37	TX	140
403	ASHLEY WILLIAMS	Travis	78653	2596P11	TX	337
404	SAMANTHA ANNETTE GALAN	Hays	78666	2598B91	TX	109
405	LINDSEY TAYLOR LLEWELLYN	Williamson	78642	2598C62	TX	231
406	MALIK QUINDRO KELSEY	Travis	78757	2598J45	TX	107
407	ARMANDO ENRIQUEZ	Williamson	78665	2598U41	TX	199
408	MINYAUNE D BASCOMB SLAUGHTER	Travis	78702	2600N57	TX	153
409	ALICIA NICOLE SOZA	Travis	78617	2601S20	TX	173
410	CERALDA HERAS	Travis	78653	2602H74	TX	232
411	OMONIQUE TORAE OVERTON	Travis	78721	2602R34	TX	165
412	DEANNA LORETTA MOORE	Bell	76542	2603B12	TX	237
413	DEVAUX, ROBERT ALLAN	Williamson	78641	2603U47	TX	172
414	STACIE ROBINSON STACIE ROBINSON	Travis	78741	2603X43	TX	136
415	AMELIJA K CONTRERAS	Travis	78721	2604A81	TX	115
416	KCINDA DELLICIA PRATT AIRPORT AUTO CENTER	Travis	78744	2606S70	TX	172
417	RICHARD SUMMERSILL	Williamson	78641	2606T60	TX	153
418	SEDARIUS DEWAYNE RODGERS	Travis	78721	2608F13	TX	218
419	LUIS ARMANDO SANCHEZ PERDOMO	Travis	78753	2609C91	TX	155



CTRMA Prohibited Vehicles

420	SHAKIA SHOE;S	Travis	78744	2611B58	TX	206
421	CARA JONES	Williamson	78641	2611H83	TX	142
422	JACOB RENE RODRIGUEZ	Hays	78640	2612G65	TX	173
423	TAMAYRA KYSHON DAVIS	Travis	78744	2612S30	TX	115
424	HEZEKIAH J A WHITE SR	Travis	78724	2614G88	TX	141
425	JESUS ALBERTO VAZQUEZ	Travis	78744	2614P84	TX	110
426	BELMA HATANO	Travis	78653	2616T78	TX	250
427	ARMESHIA TYSHON MARK	Travis	78744	2618H76	TX	574
428	JESSICA SCOVILLE	Williamson	78641	2618L17	TX	250
429	BRANDIS TRANELL LOWE	Williamson	78634	2618P71	TX	145
430	SARAH AMRSTRONG	Travis	78724	2619X80	TX	119
431	ANJANIQUE BRIANA ORTIZ	Travis	78724	2620B68	TX	120
432	JOCELYN ANN ROSS	Travis	78741	2620F26	TX	365
433	QUINCY MICHAEL JONES	Hays	78640	SGZ1933	TX	459
434	MIGUEL EMILIO MORA	Hays	78640	SGZ1954	TX	850
435	ALEK JAMES TOLMACHOFF	Hays	78666	SGZ1980	TX	151
436	HUMBERTO RODRIGUEZ JR	Travis	78653	SGZ2258	TX	466
437	PATRICIA B SOLORZANO	Burnet	78654	SGZ8246	TX	230
438	PATRICIA BARRON SOLORZANO	Burnet	78654	SGZ8986	TX	194
439	Maron A Pettes	Travis	78754	SHB3057	TX	1029
440	MATTHEW EDWARD MCLENDON	Williamson	78681	SHB3071	TX	280
441	STARLA MICHELLE HAMPTON	Travis	78653	SHB3090	TX	358
442	BRYCHAN K JOHNSON JACKSON	Travis	78724	SHB3210	TX	151
443	AALIYAH LASHAWN CLARK	Travis	78660	SHB3227	TX	245
444	NATALIE LADAWN THOMPSON	Travis	78754	SHB3232	TX	138
445	ALEXANDRIA MORENO	Williamson	78634	SHB3443	TX	185
446	ISAMAR MARIN VELAZQUEZ	Travis	78753	SHB3514	TX	176
447	TONY VITERITTO	Travis	78617	SHB3578	TX	171
448	KIRSTEN WINGO	Travis	78653	SHB3625	TX	155
449	EVONNE GLENN	Travis	78653	SHB3726	TX	178
450	LOURDES YAQUELI BARRAZA FUENTES	Travis	78660	SHB3738	TX	188
451	JOSE N ZUNIGA MARTINEZ	Travis	78741	SHB4062	TX	289
452	LETICIA SALAS	Travis	78653	SHB4091	TX	127
453	GUSTAVO HIDALGO BARRERA	Williamson	78729	SHB4099	TX	168
454	MAGALY MONTSERRAT JAIME SANDOVAL	Travis	78761	SHB4131	TX	169
455	MARY LOUISE MCAFEE	Travis	78745	SHB4246	TX	172
456	ALEXIS LIBERATO CASAS	Travis	78725	SHB4318	TX	264
457	RENE PEREZ AVILES	Travis	78653	SHB4359	TX	348
458	JORGE SANTOS MUNOZ ROQUE	Williamson	78681	shb4371	TX	192
459	YEHOSHUA ELI MENDOZA	Travis	78719	SHB4374	TX	135
460	RIGOBERTO ARCIBAR MONJARAS RUBIT OROZCO VARGAS	Travis	78724	SHB4515	TX	282
461	MARIA HUERTA	Travis	78753	SHB4528	TX	198



CTRMA Prohibited Vehicles

462	COREY NEAL STOKES	Travis	78750	SHB4553	TX	184
463	SAIDEL DIAZ GRANDA	Williamson	78729	SHB4608	TX	102
464	LEONEL GALLEGOS BALDERAS	Travis	78702	SHB4646	TX	177
465	AYMAN HASHEM SHATTORY	Williamson	78664	SHB4732	TX	195
466	VINCENCIA C ANYANWU	Travis	78754	SHB4752	TX	312
467	MAIRA YADIRA OCAMPO	Travis	78752	SHB4792	TX	215
468	VANESSA GUEVARA NAVARRO	Travis	78617	SHB4803	TX	267
469	ALEXIS FLORES	Travis	78744	SHB4807	TX	207
470	JOSSELINE D FONSECA	Travis	78744	SHB4830	TX	116
471	LUIS MANUEL RAMIREZ MARTINEZ	Travis	78617	SHB4926	TX	310
472	JUANITA SAENZ JUAN FRANCISCO SAENZ JR	Travis	78753	SHB5173	TX	268
473	TELLY DWAYNE STANLEY TAMEKA LASHON STANLEY	Travis	78653	SHB5264	TX	239
474	NIKLAUS GRAYSON PETERS	Williamson	78681	BE15B0L	TX	162
475	JEANNIE MARIA PAYNE	Williamson	78641	BF7M434	TX	291
476	LARON C LIMUEL	Bell	76542	BFG7391	TX	188
477	MARK DOUGLAS ADDINGTON	Williamson	78729	BFH0477	TX	355
478	DIANA LIZZETH URRABAZO-MEDINA JESUS HERNANDEZ	Travis	78653	BFH1036	TX	693
479	JENNIFER L REGALADO	Travis	78723	BFH1422	TX	622
480	JOHNNY MARTIN MANROD	Williamson	78681	BG4T962	TX	604
481	FELIX SANTANA	Travis	78758	BGS8653	TX	205
482	GERALD MENDEZ	Travis	78725	BGY4351	TX	411
483	JOSE RIVERA	Williamson	78664	BGY6537	TX	125
484	CHARLES WRIGHT JR	Williamson	78642	BH31544	TX	196
485	LORENZO LOPEZ CASTRO	Travis	78660	BH8S757	TX	202
486	NAOMI BARCINAS	NULL	71446	BHS1076	LA	214
487	CAROL FRANKLIN MIDDLETON	Bastrop	78621	BHZ6PH	TX	139
488	EMILY SANDOVAL CARLOS SANDOVAL	Gillespie	78624	BJ2L893	TX	163
489	MARCOS ESQUIVEL	NULL	85003	BJ41285	AZ	110
490	BENJAMIN LEE OTTE	Williamson	78634	BJ67078	TX	297
491	JULIE LOHRENTZ-KEAVENY	Travis	78749	BJ6Y070	TX	128
492	JAMES E TIPPENS ROBIN KAY TIPPENS	Llano	78609	BJ74795	TX	469
493	TERRANCE EUGENE WOODS SR	Travis	78723	BJ9T124	TX	564
494	TANYA SHARPE	NULL	23420	BJ9Z986	VA	199
495	JENNIFER HILL MILTON HILL	Williamson	78634	BJW6622	TX	631
496	JAVIER MEDINA GARCIA	Bexar	78228	BK98095	TX	147
497	ANDREW WILLIAM RICHMOND	Uvalde	78802	BKC1423	TX	310
498	MICHAEL PIWOWARSKI	Williamson	78641	BKN4865	TX	474
499	CAMERON MICHAEL SCOTT	Travis	78741	BKP7322	TX	348
500	JOHN JOSEPH ZAMORA JR	Williamson	78634	FJJ9296	TX	133
501	RODNEY WENDT	Travis	78734	FJJ9558	TX	476
502	OCTAVIO S MARTINEZ MARIA DE CONSUELO MORALES GOME	NULL	78613	FJK1898	TX	145
503	LEE MALCOLM RIGGINS LESLIE J RIGGINS JR	Travis	78723	FJK2553	TX	167



CTRMA Prohibited Vehicles

504	RICK ST CLAIR	Williamson	78729	FJK9132	TX	189
505	NICHOLAS T SILVEIRA	Travis	78660	FLD2234	TX	131
506	JUSTINO MERCADO NOEMI MERCADO	Travis	78723	FLG7923	TX	238
507	LEONARD ARAMID VAZQUEZ RAMOS	Williamson	78641	FLH5612	TX	211
508	DREW LOESSIN TATE JR	Travis	78731	FLH7911	TX	263
509	JASON MICHAEL ORWICK	Williamson	78641	FLJ0166	TX	166
510	DIANA RODRIGUEZ VALDEZ	Travis	78660	FLJ0664	TX	572
511	KATRIEN JOANNE DOWNING GENEVA MARIE CERAGIOLI	Dallas	75062	FLM8941	TX	957
512	AARON MONIER NESSIM	Travis	78758	FLX0545	TX	511
513	JASON PAUL ROBINSON	Travis	78652	FLX8239	TX	180
514	NATALIE FINCH	Johnson	76028	FLY2244	TX	125
515	MARIA ELENA OROZCO	Bexar	78218	FML7088	TX	190
516	ROCIO RODRIGUEZ	Burnet	78605	FMS7618	TX	209
517	ITZEL ABIGAIL MASON	Bastrop	78602	FMS8390	TX	233
518	MICHAEL DURANE KUYKENDALL	Lee	78942	FMW6666	TX	211
519	AUSTIN SALES INC.	Travis	78724	FMX1543	TX	291
520	RAMONA KATHLENE COWEY	Travis	78750	FMX3007	TX	119
521	KIRTIS KAMERON WARD	Lee	78947	FMX4916	TX	353
522	JAIRO DANIEL RIVERA SANCHEZ SAMUEL RIVERA	Caldwell	78616	FMX6216	TX	150
523	DELGADINA JAIMES-JAIMES	Bastrop	78612	FMX8184	TX	178
524	ELLEN MCCAMMON	Travis	78735	FMY2139	TX	112
525	MICHAEL C BERNARD	Travis	78660	FNL3690	TX	274
526	LUIS J SOLIS	Starr	78582	FNZ7110	TX	282
527	JORGE DAVID GONZALEZ	Van Zandt	75103	FNZ7672	TX	242
528	STEPHANIE BRAND	Williamson	78634	FNZ9578	TX	344
529	GEORGE LEROY CAVETT III	Travis	78753	FPF6478	TX	224
530	ERLINDA PENA CABALLERO	Williamson	78634	FPH7924	TX	432
531	JOSEPH ELLIOTT HUGGINS	Hays	78640	FPH9132	TX	1451
532	VIRGINIA OBALLE WILLIAMS LUIS JAVIER PALOMO	Hays	78640	FPH9319	TX	150
533	NASHID ADIB RASHID	Travis	78728	FPJ0278	TX	531
534	AUSTIN SALES INC.	Travis	78724	FPX9026	TX	411
535	ALEXANDRA KEYS	Travis	78746	FRMCAL1	TX	138
536	JOSHUA DION SERMONS	Hays	78640	FRV7047	TX	304
537	MYRON RAY BOLDEN	Travis	78653	FSC0762	TX	301
538	KEVIN L SMITH	Williamson	78729	FSD3377	TX	162
539	GREGORY ALEX CRAWFORD	Travis	78660	FSD3729	TX	183
540	TAMARA LEE MOFFETT	Travis	78660	FSJ3656	TX	121
541	JORGE LUIS RODRIGUEZ	Dallas	75104	FSK0255	TX	546
542	EBELIA DIAZ BENITEZ	Travis	78723	FSR2840	TX	175
543	FELISHA FLORES	Travis	78753	FTC6821	TX	435
544	KATHLEEN JEANETTE GELLER SALLY KATHLEEN GELLER	Burnet	78605	FTC8823	TX	285
545	MIRIAM ADELE SHANNON SHARRON DANIELLE SHANNON	Travis	78660	FTD2569	TX	652



CTRMA Prohibited Vehicles

546	JOSE ISMAEL PADRON RINCON	Travis	78617	FTD7124	TX	207
547	MARIA V MONDRAGON	Harris	77033	FTJ6659	TX	161
548	LAUREN FAYE PRATT	Hays	78640	FTZ8560	TX	175
549	LANI NICOLE WEST	Travis	78746	FVP7009	TX	453
550	SAMUEL GONZALEZ MALDONADO	Travis	78753	FVX0993	TX	197
551	SERVANDO MARTINEZ CONTRERAS MARIA ROSARIO MARTINEZ	Williamson	78641	FVX2902	TX	332
552	JOSE PEREZ CHRISTINA HERNANDEZ	Travis	78617	FVY4071	TX	180
553	FORREST ALLEN WALLS	Travis	78759	FW50	TX	186
554	AUDRIENNE TEACH	Llano	78639	FWM2502	TX	156
555	KRANSTON LEON KINCAID KEIGAN DERON KINCAID	Travis	78752	FWS6909	TX	236
556	MARK LEON NEUMAN	Williamson	78642	FXD2961	TX	157
557	JONATHAN A CLARK	Williamson	78613	FXK8374	TX	3285
558	TRACIE VILLALPANDO	Williamson	78613	FXL1370	TX	143
559	ASHLEY PATRYCE JONES	Bexar	78244	FYB8958	TX	173
560	DIANA BORRERO	Williamson	78681	FYC2243	TX	375
561	ABDEL GUTIERREZ	Travis	78726	FYD2029	TX	198
562	STEPHANIE NICOLE BETANCOURT	Travis	78750	FYD3985	TX	140
563	VIRGINIA S LOVING ROBERT O LOVING	Bastrop	78621	FYZ0781	TX	248
564	AUSTIN REGENOLD BUCHAN JACQUELINE MICHELLE BRINKER	Travis	78722	FZG9230	TX	144
565	JAMES ESSEX TRIGG	Bexar	78291	FZR4821	TX	258
566	PAMELA SUE RUDINSKY	Travis	78660	FZV8474	TX	383
567	T AND A CLEANERS LLC GARY LYNN DUFRESNE	Travis	78734	FZV8978	TX	377
568	SAAD MUHIALDIN	Travis	78758	FZV9250	TX	341
569	ALEXANDRA BRUNO	Williamson	76537	GBC9092	TX	256
570	MARTHA LYNN FISHER	Travis	78722	GBD3447	TX	904
571	JENNIFER MELEA AGUIRRE JAMAHL M POWELL	Williamson	78641	GBG3714	TX	317
572	KATHERINE STINSON	Harris	77036	GCD1390	TX	351
573	JESSICA ALCANTARA	Travis	78653	GCK8392	TX	214
574	AZTEK AUTO GLASS, LLC EDWIN O SANCHEZ VELASQUEZ	Travis	78753	GCL2021	TX	176
575	ROGELIO C LOPEZ MARY R LOPEZ	Travis	78753	GCL3899	TX	357
576	RAQUEL RODRIGUEZ MENDOZA	Bastrop	78621	GCL8937	TX	239
577	APOLINAR JAIMES GUTIERREZ	Bastrop	78621	GCL9178	TX	221
578	JESSICA SWEATMAN	Travis	78728	GCM1802	TX	131
579	GERGO ATTILA BERTOK	Travis	78754	GCR8966	TX	330
580	JENNIFER MICHELLE GILLIAM	Travis	78660	GCZ4785	TX	168
581	MECIA L GRIFFIN	Travis	78660	GCZ6756	TX	128
582	JAY KYLE OBENOSKEY	Travis	78748	GDB5495	TX	207
583	CURTIS RAY GRAVES	Williamson	78642	GFV4958	TX	125
584	CORY MICHAEL CLARK	Tarrant	76063	GFZ1986	TX	136
585	JAMES RICHARD VOLTZ	Williamson	78613	GG73RV	TX	158
586	EDITH D HEGEDUS CORNEL L HEGEDUS	Travis	78730	GGG4141	TX	131
587	SHELBY D ALVAREZ	Williamson	78641	GGG6477	TX	264



CTRMA Prohibited Vehicles

588	GERARDO HERNANDEZ VAZQUEZ	Travis	78744	GGH2189	TX	1249
589	JOSE JAIME FLORES-VEGA	Travis	78723	GGH3162	TX	354
590	MARIA IRMA DELEON	Travis	78734	GGH4647	TX	288
591	CITLALY JANET ROSALES	Williamson	78641	GGH5219	TX	570
592	MARCOS ENRIQUE PACHECO	Travis	78653	GGH5773	TX	223
593	WADE WALLACE WATSON	Jefferson	77706	GGJ2017	TX	210
594	JUAN C RODRIGUEZ GOMEZ	Hidalgo	78589	GGL7247	TX	167
595	ROWENA M WEINER	Williamson	78729	GGT7352	TX	213
596	TIMOTHY KRONE	Williamson	78633	GGV0395	TX	211
597	JAMES A PLEASANT	Travis	78725	GGW1172	TX	292
598	PASCUAL ALVINO RAMIREZ CAROLYN C RAMIREZ	Travis	78660	GGY7568	TX	273
599	JOHNNY RAY LOCKHART	Travis	78660	GGY7680	TX	194
600	JESUS ANZALDUA JR	Williamson	78613	LFL7073	TX	185
601	PAVEL VICTOR REYES FLORES	Winkler	79745	LFL8858	TX	319
602	DON KEVIN HARRIS	Williamson	78634	LFP8090	TX	214
603	DAN OLDENETTEL	Williamson	78641	LFR0897	TX	345
604	COURTNEY BARTZ HARRELL	Williamson	78613	LFR1805	TX	154
605	DAISY GISEL DIAZ	Travis	78741	LGB4122	TX	198
606	ERIK H SEGOVIA-MEDELLIN	Hays	78610	LGH2122	TX	581
607	ADAN NOE VAZQUEZ SANCHEZ	Williamson	78681	LGH5654	TX	171
608	MARIA RIAZON WAND JACOB ELLIS WAND	Williamson	78641	LJG6153	TX	216
609	THOMAS CHRISTIAN STOUT CHRISTIE LAURETTE STOUT	Travis	78739	LGT2704	TX	104
610	CHARLES ALLEN HAYWOOD	Travis	78617	LGT6829	TX	313
611	CASEY ALLEN MERCIL KAYLA MARIE WEBSTER	Travis	78735	LGT9290	TX	154
612	EBONEE CHARIEE CHAGOIS	Travis	78724	LGV1453	TX	255
613	HECTOR MANUEL ZUMAYA MARIA GUADALUPE ZUMAYA	Travis	78724	LGV3486	TX	273
614	LARRY JOSEY DONNA LYNETTE HARMON JOSEY	Travis	78725	LGV6221	TX	337
615	BRETT MARCEL ODAY	Williamson	78729	LGW3448	TX	351
616	JACOB NATHANIEL WRIGHT	Williamson	78641	LGW4272	TX	205
617	JAMES MATTHEW STEFFERS	Bell	76549	LHF5114	TX	281
618	EMILY LUCILLE VARA	Williamson	78641	LHF6196	TX	626
619	HECTOR MANUEL MONTOYA MACIAS	Williamson	78634	LHF6203	TX	656
620	MARY CALLE	Travis	78744	LHG8701	TX	375
621	JUANITA ALVAREZ-GARCIA	Hidalgo	78595	LHM4912	TX	149
622	TIME WARNER ENTERTAINMENT- ADVANCE/NEWHOUSE PARTNERSHIP	NULL	66222	LHR3191	KS	380
623	ALLEN GARCIA MEDINA	Travis	78724	LHS2765	TX	576
624	ZOHA TARIQ	Travis	78748	LHS4928	TX	157
625	JUAN ALBERTO MONTES	Travis	78724	LHS7174	TX	210
626	TIMOTHY SCOTT MORGAN	Burnet	78605	LHS9706	TX	342
627	SARAH ANNE ARMSTRONG	Travis	78735	LHT4421	TX	326
628	JULIAN RUIZ MENDOZA	Caldwell	78616	LHT5104	TX	189
629	SABRINA MENDOZA	Wilson	78114	LHW9786	TX	1563



CTRMA Prohibited Vehicles

630	JOSE SANCHEZ	Travis	78653	LJJ8951	TX	305
631	BROTHERS PLUMBING LLC DORA I SALVADOR	Harris	77085	LJL5826	TX	181
632	NENAD DAVID BARON	Brazoria	77422	LJL6842	TX	287
633	PAUL REDMOND ANDERSON	Travis	78741	LJY6202	TX	229
634	JUAN ADALBERTO OTERO MARTINEZ	Caldwell	78616	LJZ1113	TX	141
635	PAUL EUGENE MAURER	Travis	78746	LJZ3556	TX	443
636	MELVIN LEE WILSON JR JAMEL LEE WILSON	Williamson	78729	LJZ4383	TX	509
637	KRISTEN MARIE ALEXANDER	Williamson	78642	LJZ4632	TX	138
638	Tyler Davis	Williamson	78613	LJZ6526	TX	328
639	RODOLFO OSORIA GUARDIOLA	Travis	78744	LJZ9214	TX	127
640	CYNTHIA HERNANDEZ GRASSO	Hays	78640	LKB1662	TX	227
641	GEORGE DINNYUY FON	Williamson	78665	LKB4835	TX	411
642	SHANNON RENEE SLEDGE	Travis	78754	LKB5865	TX	666
643	JONATHAN LEE KUHN	Burnet	78605	LKD2816	TX	296
644	ANDREA M GARCIA	Travis	78723	LKD5672	TX	136
645	PAUL JOON LEE	Williamson	78613	LKF1160	TX	137
646	MANUEL DEJESUS SIMENTAL MANUEL ALBINO SIMENTAL	Bastrop	78621	LKF1398	TX	228
647	FIDEL GARCIA BALDERAS	Tarrant	76132	LKG4266	TX	276
648	CHERISH ALEXANDRA SUSSMAN DAVID MATTHEW SUSSMAN	Travis	78660	LKK0778	TX	137
649	MARK ALAN RHODEN	Williamson	78642	LKR8852	TX	321
650	HUMBERTO SALINAS	Travis	78749	LKS4591	TX	115
651	BYRON KEITH JACKSON	Travis	78617	LKT9058	TX	340
652	MAGALY BUENO VANEGAS	Travis	78754	LKT9796	TX	129
653	LEONARDO CAMPOS	Harris	77080	LKY6439	TX	283
654	VICTOR GARCIA	Harris	77016	LLB6223	TX	205
655	STEWART MORELAND	Travis	78660	LLG8245	TX	164
656	TINA L KESZLER	Atascosa	78050	LLH2988	TX	213
657	PATRICIA ALEJANDRA GARCIA	Webb	78040	LLK2245	TX	108
658	ISIAH MICHAEL MASON	Galveston	77573	LLM4806	TX	810
659	LATTA ALBERT GRAHAM	Bastrop	78602	LLV8332	TX	149
660	ERIKA MARIE GARZA FRANCISCO MARTEL JR	Travis	78660	LLY6986	TX	213
661	KATHERINE ELISABETH PROCTER DAVID CHARLES PROCTER	Travis	78744	LMB6287	TX	125
662	DECEMBER A HOLLADAY	Travis	78745	LMF0567	TX	949
663	MONICA ANN BLAKE	Bexar	78023	LMF1753	TX	162
664	LUCIANO PEREZ	Travis	78725	LMH4673	TX	200
665	AMALIA CHRISTINE NORDIN RICHARD SCOTT NORDIN	Williamson	78729	LMH6833	TX	140
666	BONIFACIO LEON RODRIGUEZ	Milam	76520	LMH7702	TX	112
667	CESAR DAVID HERNANDEZ PEREZ	Travis	78753	LMJ0883	TX	253
668	PULLEY GARCIA	Travis	78752	LMJ6577	TX	308
669	CHARLES DANIEL CARSON HEATHER MARIE CARSON	Williamson	78665	LMJ6693	TX	194
670	JAMES EDWARD KELLAR TEGAN MCKAY STANFORD	Bastrop	78612	LML7864	TX	543
671	CASSIE ELIZABETH RIDDLE	Williamson	78634	LMP5148	TX	159



CTRMA Prohibited Vehicles

672	ASHLEY NICOLE FITZPATRICK	Williamson	78641	LMP5205	TX	1518
673	HANNAH MICHELLE THOMS	Williamson	78613	LMP6530	TX	514
674	ERIK GUAJARDO	Webb	78046	LMV3105	TX	608
675	KIMETTE DANIELLE WILSON	Bell	76542	LMY6191	TX	373
676	DIVISION 6 CONSTRUCTION	Williamson	78642	LNC8993	TX	596
677	ANTICIUS ROMONTE FAISON	Travis	78738	LNC9400	TX	296
678	MARIA BETTERIDGE	Travis	78653	LNC9749	TX	429
679	SUPERNOVA GENERAL CONSTRUCTION	Travis	78724	LNK0355	TX	536
680	CAROL ELIZABET RATTRAY-VAUGHAN HALEY ALEXIS VAUGHAN	Travis	78660	LNK2251	TX	174
681	JOSEPH RYAN TORRES	Williamson	78664	LNK5157	TX	226
682	RODOLFO AVILES ESQUIVEL	Bastrop	78602	LNK5723	TX	350
683	RONALD DAVID PLOOF	NULL	29730	LNK6992	SC	558
684	DERRICK ONEAL JAMES	Travis	78753	LNK8468	TX	170
685	DAVID COSTA LARANJEIRA	Travis	78724	LNK8472	TX	127
686	JONATHAN ROSS WHITE EAGLE	Travis	78750	LNK8595	TX	204
687	CHRISTOPHER WADE SUDDUTH	Travis	78744	LNK9948	TX	469
688	AMANDA RENEE ARMS	Hunt	75428	LNL0225	TX	176
689	ERNESTINA B BALANDRAN	Travis	78727	LNL9466	TX	192
690	DILLAN ANTHONY HALEY	Bastrop	78612	LNP9753	TX	106
691	LANIYA BROWN	Travis	78721	LNR4471	TX	900
692	KATHLEEN M SMITH CHRISTIAN T SMITH	Hays	78640	LNT1434	TX	266
693	KATHERYN RUTH LA ROSE	Williamson	78664	LNT2298	TX	382
694	TIERRA DANAE ARTIAGA	Travis	78753	LNT3166	TX	194
695	DARYL PATRICK REID	Travis	78645	LNT3512	TX	211
696	MICHAEL JAY MONTGOMERY	Williamson	78642	LNV7450	TX	401
697	SCOTT BRIAN CLEVINGER	Williamson	78642	LNV7466	TX	171
698	SERVICE TECH, INC.	Williamson	78613	LNV7977	TX	321
699	BILLY MORRIS DAVENPORT	Williamson	78681	LNV8020	TX	247
700	CHARLES THREET	Travis	78750	LNV8842	TX	737
701	ZANE CARRELL	Williamson	78641	LNV8980	TX	188
702	KORY WILLIS	Travis	78660	LNV9125	TX	141
703	HOOD ELECTRIC INC CHRISTOPHER MICHAEL HOOD	Travis	78645	LNW0404	TX	231
704	ERIKA ALMAZAN JIMENEZ	Williamson	78641	LNW2002	TX	305
705	MICHAEL DALANE HIGHT	Travis	78726	LNW3300	TX	356
706	ROGER JAMES PHILLIPS	NULL	78407	LPJ2112	TX	490
707	LINDA SATTERFIELD MAYER 2XS SOLUTIONS LLC	Milam	76520	LPP2445	TX	397
708	ABEL ALVARADO MORIN	Hays	78666	LPS3990	TX	130
709	ALEC JORDAN SAUCEDA OSCAR MARTIN SAUCEDA	Hidalgo	78589	LRB2163	TX	638
710	Dunia Hondares	Travis	78753	LRD1494	TX	261
711	ELIZABETH AZALEA ELLISON	Travis	78660	LRD2414	TX	291
712	RUTH NEOMA STEPHENS	Travis	78759	LRH4719	TX	260
713	NIKIL COLE YOUNG	Bastrop	78621	LRH4787	TX	286



CTRMA Prohibited Vehicles

714	LUIS ERICK ALDANA ADOLFO	Travis	78724	LRH6756	TX	106
715	NOAH FRANCIS DIGGS MALLINEE SMITH-DIGGS	Travis	78753	LRH8140	TX	250
716	ASHLEY OLSON	Travis	78728	LRJ1489	TX	282
717	SID MOURNING TREE SERVICE INC	Travis	78756	LRJ3236	TX	641
718	DEVON GARY JOHNSON	Travis	78766	LRJ4866	TX	204
719	ELIJA OLDHAM	Travis	78702	LRJ5630	TX	620
720	DARLA EVE WEATHERLY	Williamson	78641	LRJ7497	TX	194
721	MINLEESHA MARIE WALLS	Hays	78640	LRM8803	TX	363
722	IVAN SAMUEL BERREY	Bastrop	78612	LRP0280	TX	1032
723	ALEXIS PATTERSON	Bastrop	78957	LRR0584	TX	440
724	Diana L Cervantes	Dallas	75060	LRX7950	TX	238
725	JOSE GUSTAVO SUAREZ MATUSALEN	Travis	78741	LRV5216	TX	635
726	HAHN ELECTRIC LLC	De Witt	77954	LSB1847	TX	208
727	ZACHARY CLINTON JONES	Travis	78754	LSB2267	TX	336
728	MANUEL NAVARRO JR	Bastrop	78621	LSB2688	TX	306
729	ALLISON CHRISTINE THOMAS JONATHAN LEE THOMAS	Hays	78610	LSB2766	TX	336
730	GUILLERMO NIEVES	Travis	78758	LSB3083	TX	800
731	BRANDI REANNA PUGH	Travis	78741	LSB8978	TX	130
732	ABDUL SAMAD BAIG	Travis	78660	LSH3710	TX	218
733	JENETTE HOSAY	Bastrop	78612	LSH5688	TX	354
734	TIMOTHY PATRICK ALVAREZ SELENA ELLEN ALVAREZ	Williamson	78717	LSH6470	TX	162
735	JAMES A CRAWFORD NATALIE M RODRIGUEZ	Travis	78753	LSH7614	TX	651
736	VALARIE WADE	Williamson	78641	LSH7874	TX	185
737	LAUREN DANIELLE HOFFSCHNEIDER	Travis	78653	LSH9862	TX	246
738	EUGENE OLIVER DELVE JR RAINEE MACHELLE DELVE	Williamson	78615	LSJ0326	TX	455
739	VICTORIA KRISTIN WEDEL	Coryell	76522	LSL8340	TX	647
740	FRANCISCO JAVIER LOPEZ	Hidalgo	78596	LSW2552	TX	175
741	JOSE LUIS OLALDE JR	Travis	78741	LSX8829	TX	159
742	AYESHIA TOY	Travis	78726	LTG8194	TX	152
743	FAVIAN ESCOBEDO	Travis	78744	LTX7660	TX	658
744	DANIEL ALEJANDRO BARROCAS CARILLO	Travis	78754	LV84WRK	TX	136
745	OLIVIA MICHELLE HUMPHERY	Bell	76549	LVD6505	TX	617
746	JERMAINE ADAM NEAL	Travis	78714	LVK5958	TX	231
747	GREGORY WAYNE MORRISON	NULL	78617	LVK6517	TX	281
748	GEORGE LAWRENCE CABRERA	Williamson	78641	LVK7281	TX	348
749	LUTHER GABRIEL BIONDO	Williamson	78628	LVK7406	TX	221
750	ARIELLE BAKER	Travis	78728	LVK8641	TX	204
751	NICHOLAS AUSTIN FULLER	Travis	78749	LVK9224	TX	190
752	FRANK TREVINO LOPEZ	Caldwell	78644	LVK9460	TX	235
753	CARISSA HOOPES DUVAL CHRISTOPHER LOCHLIN DUVAL	Hays	78610	LVL0140	TX	239
754	ELVIRA HERNANDEZ ALFARO JESUS HERNANDEZ	Travis	78744	LVL0244	TX	192
755	ELI RAMOS FILOMENO	Travis	78653	LVL1925	TX	279



CTRMA Prohibited Vehicles

756	CUMBRE SOLUTIONS	Travis	78730	LVL3038	TX	1562
757	LOURDES NUNEZ ROMERO LUIS RENE FUENTES FONSECA	Travis	78758	LVL3180	TX	118
758	NALIA JENNY AVILES	Travis	78728	LVL4444	TX	301
759	BRANDON ORTIZ	NULL	78207	LVL4454	TX	300
760	SUHA GHATTAS VARGAS	Hays	78610	LVL8786	TX	345
761	KENNETH WAYNE CROSS	Hays	78640	LVL9150	TX	282
762	JOSEPHINE RENEE SALAZAR	Travis	78617	LVL9281	TX	148
763	MICHELE DENISE GOMEZ	Travis	78744	LVL9872	TX	239
764	TRENTON MARKELLE NASH SR	Travis	78741	LVM1452	TX	405
765	BLAKE SHELBY DEASON OLA ANN FREEMAN	Travis	78747	LVM2429	TX	351
766	KERRI LYNN ROESKE	Williamson	78641	LVM2568	TX	292
767	GERARDO ALVARADO JR	Travis	78653	LVN2206	TX	239
768	ICHOR CONSTRUCTION, INC.	Williamson	78681	LVN2892	TX	782
769	EDWARD BRIAN GRAY	Williamson	78641	LVN4313	TX	605
770	LAUREN ANNE JOHNSON	Williamson	78729	LVN5094	TX	1186
771	SAMUEL SANCHEZ	Hays	78640	LVN9961	TX	159
772	JOSEPH MATANEL STRAZZA DEENNA MARIE STRAZZA	Williamson	78642	LVV3170	TX	141
773	CHRISTOPHER R OLIVIA	Williamson	78641	LVZ6862	TX	452
774	SUKHVIR SINGH	Williamson	78641	LVZ7032	TX	841
775	TIFFANY VELASQUEZ NULL	Travis	78744	LWN2488	TX	451
776	JORGE LUIS LEAL-CAMARGO	Bastrop	78659	LWN3235	TX	299
777	MARY CECILIA MARTINEZ	Travis	78653	LWN3530	TX	254
778	ANGEL EDUARDO MORALES VELASQUE Z	Travis	78744	LWZ1030	TX	260
779	SHAUNDREA NIAQUA ATKINSON	Travis	78724	LXD4931	TX	227
780	JOSEPH P ROLLINS	Lampasas	76550	LXF0886	TX	150
781	JOE MANUEL GUTIERREZ	Caldwell	78644	LXF2589	TX	167
782	ANDREA GUTIERREZ	Travis	78617	LXF3706	TX	230
783	MELISSA DE LA ROSA MIRELES	Travis	78724	LXF5785	TX	277
784	JESSICA ROMERO	Travis	78738	LXF7974	TX	212
785	TAYLOR JAMES CHARLSON	Williamson	78613	LXF8316	TX	142
786	JULISSA NINETH GONZALES	Williamson	78729	LXG0687	TX	473
787	NORMA CERDA SANCHEZ	Travis	78723	LXG2233	TX	117
788	MARIA D HERVEY	Cameron	78521	LXL6342	TX	552
789	DANIELLE MARIE MONTGOMERY	Hays	78610	LXM3615	TX	300
790	WILLIAM LEVI FOJTIK	Williamson	78626	LXT3194	TX	238
791	BONNIE JEAN SANDARS GEOFFREY WELDIN SANDARS	Williamson	78665	LXT4781	TX	397
792	SAMANTHA BROOKE MILLER	Travis	78727	LXT4960	TX	666
793	EMSHVAC LLC	Travis	78754	LXT6381	TX	1157
794	SHAWN DION MOORE	Travis	78660	LXX3578	TX	302
795	PATRICK DALE HAMMACK	Williamson	78626	LXY8367	TX	165
796	JORGE ANTONIO JR	Travis	78660	LYC4176	TX	790
797	MELIDA DUBON PADILLA	Harris	77060	LYF1523	TX	200



CTRMA Prohibited Vehicles

798	MICHAEL BERNHARDT	Travis	78738	LYF6834	TX	391
799	HAYESA N NOVA ARIAS	Travis	78753	LYK0922	TX	281
800	DANIEL M PASCHALL	Bastrop	78602	LYK4914	TX	121
801	HUMBERTO ORTEGA DOMINGUEZ	Galveston	77539	LYL6905	TX	143
802	CARLOS GONZALEZ BENITEZ	Bastrop	78621	LYP6670	TX	108
803	JENNY L PEREZ	Williamson	78664	LYR4908	TX	145
804	REBECCA AMBER ADAMS	Williamson	78634	LYR5150	TX	567
805	NICOLE A LANG-MILLER	Bastrop	78612	LYST	TX	321
806	ROBERT MARTIN JR	Hays	78610	LZG7186	TX	241
807	SARAH MARIE DAVIS	Austin	77418	LZK2211	TX	120
808	NANCY E SAUNDERS	Travis	78704	LZK4382	TX	163
809	SHEMAR BROWNE	Coryell	76522	LZL2615	TX	366
810	MATTHEW ALBERT COOPER	Montgomery	77316	LZM2239	TX	185
811	DELMER ADONIS REYES MAYORGA	Travis	78753	LZN4464	TX	311
812	CHRISTINA GONZALES	Travis	78744	LZP3141	TX	554
813	JOSUE ALEJANDRO RIVERA LOZANO	Travis	78744	LZP3220	TX	392
814	ELISA LAZARA MOLINA	Travis	78741	LZP3875	TX	325
815	ROBERT BRYAN BURNETT	Travis	78752	LZP6293	TX	128
816	EDGAR RAFAEL MORALES SANCHEZ	Williamson	78664	LZP7104	TX	1243
817	ROSWELL VARGAS SANTIAGO	Williamson	78642	LZP7555	TX	446
818	GREGORY MICHAEL OLISZEWSKI	Travis	78660	LZP9595	TX	555
819	JESSE NAJERA	Travis	78653	LZR0365	TX	438
820	MARCIA LORRAINE BACCHUS	Williamson	78717	LZR0696	TX	163
821	Emely Ju Orellana	Travis	78744	LZR1049	TX	217
822	JAMIL DION WHITE KEISHA VACHELLE WHITE	Williamson	78634	LZR1835	TX	233
823	CARMEN LUCIA CROWLEY RAUL DE JESUS BERMUDEZ-CAMPOS	Travis	78734	LZR2259	TX	218
824	ANISSA DEL ROSARIO SCHIEK	Travis	78757	LZR3347	TX	485
825	CARLOS CESAR TORRES YESENIA LYNN TORRES	Williamson	78641	LZR5011	TX	640
826	CESAR E FLORES	Travis	78724	LZR5787	TX	164
827	YESSENIA C FLORES	Travis	78723	LZR6308	TX	340
828	JONATHAN ANDREWS	Bexar	78254	LZS5048	TX	657
829	JO ANN W MOTHERSBAUGH	Guadalupe	78155	LZT7930	TX	174
830	EMILY ROSE BODDEN	Travis	78735	LZV7477	TX	133
831	ALICIA PEREZ	Williamson	76537	LZW9429	TX	382
832	SCOTT DOSS	Williamson	78634	MBC0612	TX	233
833	JAIME SALDANA	Williamson	76574	MBD5703	TX	356
834	JAMES C BARNETT III JOSHUA AUGUST BARNETT	Travis	78652	MBD7695	TX	459
835	Chris Suggs	Llano	78639	MBF5688	TX	318
836	SARAH MARIE OSTERBYE	Williamson	78626	MBG1261	TX	222
837	JARED ROSS WOOTEN	Lampasas	76550	MBH7671	TX	135
838	ANGELA E TERRIAULT SALLIE GIBSON TERRIAULT	Williamson	78641	MBH7727	TX	210
839	KIANNA LOUISE ALBA	Hays	78610	MBL8181	TX	1101



CTRMA Prohibited Vehicles

840	NICHOLAS BIJAN JAMSHIDI MARIEN ISABEL JAMSHIDI	Travis	78702	MBL8439	TX	201
841	EDGAR TINOCO PRIMITIVO	Travis	78741	MBL8884	TX	204
842	TIMOTHY LEE THOMPSON	Williamson	76574	MBS9322	TX	279
843	MICHELLE NICKELBERRY MICHAEL DAWNTRAY JOHNSON	Williamson	78664	MCH1240	TX	606
844	PAUL MARK HUIRAS	Travis	78660	MCH1281	TX	255
845	LUCERO VARELA	Hays	78640	MCH6909	TX	448
846	TEJA KARISSA RANGEL	Caldwell	78644	MCH7160	TX	198
847	OFELIA ARROYO SARABIA	Travis	78759	MCH8893	TX	554
848	LAQUETTA WALLACE	Travis	78748	MCH8957	TX	124
849	LEONEL SANCHEZ JIMENEZ	Travis	78653	MCJ0339	TX	128
850	JULIO CESAR CHAVEZ	Hidalgo	78572	MCV2054	TX	237
851	COURTNEY LEIGHANNE REYNOLDS KAMOWA LEE REYNOLDS	Williamson	78665	MCX4152	TX	144
852	CASEY RYAN MCGLAUFILIN	Williamson	78665	MCX5219	TX	458
853	ZACHARY MICHAEL BURGER	Williamson	78634	MCX7662	TX	231
854	ELLEN WALSH VAN NORSTRAND MARGARET A VAN NORSTRAND	Travis	78704	MCX8404	TX	145
855	CAITLIN KUPPER	Hays	78640	MCX8475	TX	234
856	LYNN FELTON GARRETT	Williamson	78641	MCX9072	TX	129
857	PHOENIX DE ASIA WALDON	Williamson	78634	MCX9362	TX	354
858	CHRISTIAN MUNOZ	Travis	78653	MCY1524	TX	266
859	RICHARD ANTHONY JONES	Williamson	78641	MCY1827	TX	357
860	MICHAEL ERIC AFSHARI	Kerr	78029	MCY6814	TX	206
861	SOPHIA HERNANDEZ	El Paso	79936	MDG7338	TX	426
862	MARC JAMES BRESNAHAN JAMES ROGER BRESNAHAN	Travis	78704	MDJ1451	TX	239
863	RODOLFO RANGEL ZUBIETA	Bexar	78207	MDN0005	TX	3265
864	LUIS GUILL HERNANDEZ DE HOYOS	Maverick	78852	MDR0992	TX	258
865	JERIMY S HELM	Williamson	78641	MDW4732	TX	307
866	GERMAN ERNESTO GODOY	Travis	78660	MGD5987	TX	833
867	SYDNEY S. BRIDGES	Williamson	78717	MGF4753	TX	165
868	MELANIE BETH MCCABE	Williamson	78613	MGH9054	TX	462
869	MICHAEL ANTHONY PERRIN	Guadalupe	78155	MGJ6965	TX	158
870	BENNY JAMES WAITES INDYA BENEE WAITES	Travis	78653	MGN4640	TX	286
871	JUAN GARCIA SEGURA JUANA SEGURA	Travis	78617	MGN4812	TX	221
872	MARTHA ZAYED	Bell	76502	MGP4103	TX	239
873	LAUREN ANNE JOHNSON JORDAN CASEY JOHNSON	Williamson	78641	MGY1439	TX	939
874	LIZETTE SUAREZ	Williamson	78729	MGY1444	TX	331
875	BRANDON CURTIS	Williamson	78681	MGY2239	TX	429
876	JUAN MARIO HERNANDEZ JR	Travis	78660	MGY2567	TX	376
877	SHAWN DURAN CROSS	Williamson	76537	MGY3055	TX	139
878	ATX CONSTRUCTION CLEAN INC	Travis	78741	MGY3124	TX	534
879	THOMAS JOSEPH HENRY	Williamson	78664	MGY3464	TX	178
880	MAYRA MARINA MARTINEZ	Williamson	78634	MGY6653	TX	173
881	RICKY NEAL GONZALES JENNIFER KARRIE GONZALES	Williamson	78642	MGY7486	TX	183



CTRMA Prohibited Vehicles

882	LUKAS EMIL SCHWETER	Williamson	78664	MGY9262	TX	188
883	DESTINY FAITH MARIE FOUNTAIN	Hays	78640	MHB6174	TX	124
884	KRISTINA SUE KENT	Williamson	78628	MHC0312	TX	171
885	CONNER ANDERSON	Travis	78748	MHC0717	TX	158
886	MARIA LUISA GONZALEZ DE LOPEZ	Travis	78745	MHC0771	TX	360
887	VICTOR RENEE VALDEZ	Travis	78702	MHC1715	TX	137
888	NATHAN OWEN JAMES ANGELA M DAVIS-JAMES	Williamson	78634	MHC2539	TX	153
889	YOLANDA RAMIREZ	Travis	78754	MHC4339	TX	190
890	MICHAEL WINBERY	Williamson	78613	MHC6044	TX	190
891	MICHAEL RANSOM PARISH	Travis	78727	MHC6188	TX	127
892	JESSICA YAZMIN ORDUNA LARA	Hays	78640	MHC7454	TX	191
893	BLANCA ESPERANZA CASTORENA	Williamson	78665	MHD2482	TX	385
894	AARON LEE MENARD	Williamson	78634	MHJ2974	TX	239
895	SHERYL LIZOTTE MORENO	Travis	78728	MHJ7302	TX	114
896	TERESA LEANNA PHILLIPS	Travis	78748	MHJ7606	TX	375
897	VERONICA LOONEY	Travis	78741	MJD0263	TX	281
898	KEVIN ELPHAGE VICKNAIR II	Travis	78653	MJK3082	TX	241
899	LOUISE COOKE	Williamson	78681	MJL5788	TX	119
900	KATIE ANN JOYSIE BELZ	Travis	78660	MJL6569	TX	300
901	MARK ANTHONY GONZALES	Williamson	78634	MJP3341	TX	137
902	JIMMY LEE ORNELAS	Travis	78754	MJR3689	TX	668
903	TIARA JOY RODGERS	Williamson	78628	MJS1163	TX	380
904	TYLER ALAN JOLLY	Comal	78130	MJV9542	TX	194
905	ESTEFANIA ROSARIO	Bell	76549	MJX9495	TX	187
906	MELISSA RUTH REECE	Williamson	78642	MJX9513	TX	832
907	SAMANTHA ANN ARMANT	Williamson	78641	MKD8278	TX	142
908	CHARLES SLAWSON EVERSON	Williamson	78681	MKD9248	TX	212
909	KIRA AVA BUELL	Williamson	78641	MKG1977	TX	111
910	ANA LOPEZ RODRIGUEZ	Bastrop	78612	MKG2637	TX	169
911	VERONICA LOPEZ SALAZAR	Travis	78745	MKG2824	TX	346
912	MEGAN RINEHART	Williamson	78641	MKP5033	TX	231
913	GENARO ROJAS PENALOZA	Bexar	78211	MKR7840	TX	277
914	SERGIO BUSHAWN JACKSON	Fort Bend	77477	MKS5291	TX	386
915	FERNANDO ARISTA	Williamson	78729	MKV3037	TX	168
916	TIFFANY MARIE VALVERDE MARIO ANDRES VALVERDE	Travis	78660	MKV4574	TX	179
917	BRENDAN KENNEDY	Williamson	78628	MKV6258	TX	203
918	VIRGINIA PEREZ	Travis	78748	MKV6583	TX	197
919	RAMIRO ALVARADO	Travis	78758	MKV6644	TX	186
920	RYAN MICHAEL HAIL	Travis	78748	MKV8387	TX	147
921	EVAN CHRISTOPHER BARRY	Williamson	78664	MKW0919	TX	676
922	LESLEY RAE ERWIN	Williamson	78681	MKW1104	TX	226
923	MEGHAN SAMANTHA ZUNIGA	Travis	78617	MKW2226	TX	233



CTRMA Prohibited Vehicles

924	SEAN PATRICK LYONS JR MIKHAILA PATRICIA MOYNIHAN	Travis	78702	MKW4952	TX	272
925	SEAN RENE CRANDON	Bastrop	78621	MKW6159	TX	263
926	JULIO ANZALDUA	Bastrop	78602	MKW8528	TX	244
927	CARLOS MALAGON	Travis	78723	MKX0165	TX	262
928	OLIVIA RENEE HAGOOD	Williamson	78717	MKX0404	TX	189
929	JONATHAN MICHAEL HUSE	Johnson	76028	MKY0329	TX	225
930	GENITA PETRALI	Travis	78738	MKY3836	TX	167
931	CASTILLE GROUP LLC	Travis	78701	MLL5094	TX	313
932	ADRIAN XAVIER SHAW DEMETRIS SHANTAY SHAW	Williamson	78665	MLM0868	TX	165
933	AMY MARIE MONTGOMERY MICHAEL JAY MONTGOMERY	Williamson	78642	MLP5393	TX	442
934	120 KOOGAAS LLC	Williamson	78613	MLP5584	TX	296
935	ARMANDO GONZALEZ-BORJAN	Williamson	78613	MLR2863	TX	352
936	OSCAR ARIAS	Travis	78753	MLV7642	TX	113
937	FABRIZIO PINEDA	Travis	78660	MLW1035	TX	145
938	DIANA MARIE HOLDING DENISE ANN HOLDING	Travis	78745	MMF7007	TX	215
939	RATISHA ARLEEN FAITH SHAW	Travis	78754	MMF7978	TX	353
940	ELVIRA CISNEROS BRICENO	Travis	78724	MMF8127	TX	107
941	MARIBELL GOMEZ	Harris	77093	MMM4414	TX	110
942	SANTANA CASANOVA SOTO	Grimes	77868	MMW1155	TX	204
943	MARIA DE JESUS M VIRUEGAS	Travis	78725	MMX1745	TX	496
944	CASSANDRA KAY SMILEY	Williamson	78664	MMX1789	TX	216
945	MARY HOPE DAVIS	Bastrop	78602	MMY1537	TX	234
946	EMILIA MAGARITA ROCHE	Williamson	78641	MMY2364	TX	357
947	AMBROCIO YOVANI ALVAREZ SAQUILA	Travis	78704	MMY2481	TX	472
948	PAUL EDWARD BREWER	Williamson	78628	MMY2663	TX	210
949	ABEL CRUSE	Montgomery	77380	MMY3014	TX	137
950	LUZ DEMARIA MONGE-ACEVEDO DONALD RAY REYNA JR	Caldwell	78616	MMY4025	TX	292
951	DANIA ISABEL AGUILAR	Travis	78744	MMY4480	TX	562
952	BASIL ALEXANDER BOURIS	Travis	78733	MMY4994	TX	284
953	A PLUS PCS PLUMBING COMPANY	Travis	78660	MMY5395	TX	563
954	DARYLD W HANCOCK	Williamson	78681	MMY7321	TX	116
955	AUSTIN MARIE MCCORD LANIER MCCORDALCORN	Travis	78721	MMY8612	TX	340
956	SEAN HENDRICKSON	Travis	78749	MMY8753	TX	190
957	ROBERT BLAND STODDARD JASON BLAND STODDARD	Travis	78727	MMZ0054	TX	327
958	SANTOS DANIEL HERNANDEZ KERLIN ALONSO HERNANDEZ	Bexar	78228	MMZ5150	TX	222
959	LAUREN LEE ADKINS ERIC RATIO SCHOENDUBY	Williamson	78641	MMZ9391	TX	243
960	DARRELL WAYNE DAVIS	Travis	78645	MNB3615	TX	282
961	MIA CHRISTIAN GREER	Travis	78653	MND3523	TX	334
962	MOURADI HOUSSAM RAAD ROBERT JOHN-MICHAEL CARLIN	Williamson	78641	MND5033	TX	507
963	MALLORY HARPER JAPKO	Williamson	78729	MNF8890	TX	348
964	CESAR OMAR TORRES DIAZ	Travis	78660	MNP3351	TX	383
965	WILLIAM FLOWERS	Williamson	78641	MNP4123	TX	496



CTRMA Prohibited Vehicles

966	ERICK NIXON	Travis	78727	MNP4365	TX	344
967	GUADALUPE GUZMAN	Williamson	78641	MNP4690	TX	295
968	LUIS ARTEAGA PARRA SALOME SOLIS ARTEAGA	Williamson	78664	MNP4934	TX	178
969	MONICA IRINA SMITH	Williamson	78634	MNP5618	TX	582
970	AMBER JOHNSON	Williamson	78634	MNP5694	TX	200
971	JOSE LOMBARDO JR DANIELLE SEPEDA LOMBARDO	Hays	78610	MNR4094	TX	269
972	SEAN KEATON FALLON	Williamson	78641	MNV9469	TX	387
973	SHONDREA MONIQUE BEENE	Guadalupe	78155	MNX9446	TX	500
974	GEORGE VERNON SHIREY	Travis	78727	MNZ6267	TX	159
975	JOHN T BARTSCH	Bastrop	78602	MPL6865	TX	120
976	CHERYL LARAE LEMERE	Williamson	78641	MPL7463	TX	162
977	JESSIE TOBAR	Hays	78666	MPM6779	TX	210
978	CRISTOBAL PEREZ	Travis	78741	MPV0870	TX	274
979	YNOSENCIO GARCIA REYES JR STEPHANIE MARIE HERRERA	Harris	77089	MPY4116	TX	139
980	TAMEKA LATARA WELLS	Williamson	78665	MPZ4837	TX	1062
981	DANIEL VICTOR GUTIERREZ	Bastrop	78621	MRG0052	TX	442
982	JAMES SCOTT REVELS	Travis	78660	MRG1373	TX	229
983	FLORENTINO AVALOS	Williamson	76574	MRG2498	TX	172
984	LAISDY DAYANARA SPARKS	Williamson	78717	MRG3394	TX	254
985	YOLANDA C SANCHEZ	Williamson	78634	MRG4116	TX	476
986	HECTOR J PALACIOS	Bexar	78210	MRJ6335	TX	135
987	STUART JORDAN MIRELES	Dallas	75149	MRP0969	TX	116
988	SHARON GOODSON	Caldwell	78644	MRV6756	TX	165
989	DANIEL THOMAS JANOSEK	Hays	78640	MRW4335	TX	125
990	NATALIA GUADALUPE GARIBAY	Nueces	78410	MRW4907	TX	167
991	LAILA NICOLE LORENZ	Williamson	78613	MRZ2419	TX	482
992	DWAYNE MARTIN	Travis	78749	MRZ2460	TX	269
993	JESUS SANCHEZ GONZALEZ	Travis	78741	MSD0977	TX	304
994	ANDREW WAYNE DOBBS	Travis	78723	MSD1068	TX	298
995	SHARON MARIE WELHOUSE	Williamson	78641	MSD2573	TX	468
996	CRISTAL KENNELLY GARCIA ROBERT JORDAN VANDERSLICE	Travis	78741	MSD3488	TX	336
997	OMON AKUGBE OGBEIDE	Bell	76541	MSD4246	TX	205
998	THOMAS CHARLES VILLARREAL	Travis	78645	MSD7227	TX	131
999	JERRY DAVID BARLOW	Williamson	78613	MSD9615	TX	277
1000	SAUL ALBERTO ROSALES JUAN CARLOS DIONICIO	Hays	78666	MSD9777	TX	1377
1001	SERITA NICHOLE AUSTIN	Travis	78728	MSF0945	TX	383
1002	DANIEL LEAL MADALYN DENISE LEAL	Travis	78660	MSF3756	TX	342
1003	ALFREDO LIMON	Travis	78744	MSF7093	TX	224
1004	RAMON V GONZALES JR SELENA APRIL GONZALES	Bastrop	78621	MSF8157	TX	286
1005	GUADALUPE VALDEZ	Travis	78660	MSF8335	TX	363
1006	DANIEL COLE MARTIN	Dallas	75089	MSK6346	TX	153
1007	GARRY COOPER DESTINY COOPER	Lee	78942	MSN6283	TX	364



CTRMA Prohibited Vehicles

1008	CURTIS STEVEN SIMMONS	Wharton	77437	MSR1586	TX	146
1009	PAUL MICHAEL MATTHEWS	Hays	78640	MSV8253	TX	419
1010	NITESH KHAREL	NULL	78641	MSX4986	TX	151
1011	JUAN D GUERRERO	Travis	78617	MSX5796	TX	150
1012	WELLS SOLAR & ELECTRICAL SRVCS	Travis	78741	MSZ9623	TX	194
1013	MELISSA MAYSA BAKIR	Williamson	78641	MTB4618	TX	263
1014	ALLISON ELECTRIC LLC	Williamson	78634	MTB6729	TX	711
1015	LELIAR WILLIAMS	Williamson	78634	MTB9478	TX	286
1016	CAROLYN ELIZABETH ZEPERNICK	Williamson	78729	MTB9635	TX	248
1017	AIDAN CHRISTOPHER HAIRE	Williamson	78641	MTC0302	TX	168
1018	MCGUIRE MOORMAN HOSPITALITY LLC	Travis	78704	MTC1605	TX	432
1019	JESSE JAMES BILLAFRANCO	Bexar	78073	MTR5974	TX	396
1020	BILL CARRAZCO JR	Williamson	78634	MTX2834	TX	421
1021	YASSINE FAIQ	Travis	78758	MTX6260	TX	166
1022	GRADY B WILLIAMSON III	Travis	78669	MTX7409	TX	129
1023	DANNIE RIVERA	Hays	78640	MTX7424	TX	240
1024	EIRAM ARACELY CASTRO VAZQUEZ	Travis	78724	MTX9422	TX	614
1025	GERARDO MARTINEZ ZANABIA	Travis	78728	MTY1631	TX	321
1026	MICHAEL ANGELO RIVERA	Travis	78753	MTY1979	TX	349
1027	HALEY DIANE SWEAT	Bastrop	78621	MTY2903	TX	154
1028	LINDSEY SELESTE RODRIGUEZ	Travis	78725	MTY4663	TX	266
1029	BREANA NICHOLE GARCIA	Williamson	76574	NJJ5962	TX	209
1030	CARMEN SIERRA CRUZ AARON ORTIZ	Bastrop	78621	NJJ6283	TX	1044
1031	ELIZABETH JANE CULLINAN	Williamson	76574	NJJ6493	TX	130
1032	AMARIS M JONES	Williamson	76574	NJJ6974	TX	334
1033	JACKLYN DESIREE CHAPOY	Tom Green	76903	NJM1820	TX	334
1034	CANDICE RENEE GONZALES	Travis	78653	NJP4351	TX	372
1035	BRADLEY SCOTT TOWNSEND	Comal	78130	NJP6993	TX	468
1036	DAVID MENDOZA-ALEJO	Bastrop	78621	NJR7021	TX	668
1037	J. CARMEN ROBLES RAMIREZ AIDEE LOPEZ-ROBLES	Bastrop	78602	NJR7091	TX	384
1038	LARRY GREGORY JONES	Milam	76567	NJR7772	TX	482
1039	MARVIN NEFTALY MIRANDA SANTOS	Travis	78758	NJR8764	TX	175
1040	AARON FULLER	Bell	76559	NJX3815	TX	206
1041	JOSE FRANSISCO TORRES	Harris	77015	NKF8180	TX	129
1042	SALVADOR REBOLLAR ESPINOZA	Bastrop	78621	NKG9761	TX	225
1043	LOUIS STEVEN MONTALVO	Hays	78610	NKL0930	TX	190
1044	JOSE LUIS GARCIA MEDELLIN	NULL	77445	NKN4150	TX	255
1045	AUTUMN MARIE PENA	Montgomery	77385	NKN4727	TX	470
1046	VICENTE FIDENCIO AGUILAR JR	Bexar	78233	NKR5641	TX	173
1047	CHRIS REED	Comal	78070	NKS5441	TX	672
1048	STEWART R RISNER	Liberty	77328	NKS6304	TX	343
1049	CHARLES CURTIS SELLS YCHACKA UNIKI SELLS	Travis	78748	NKS7452	TX	451



CTRMA Prohibited Vehicles

1050	PATRICK LEWIS GORDON	Travis	78750	NKW9099	TX	281
1051	DAVID LEE RAMIREZ JR VANESSA RENEE RAMIREZ	Williamson	78634	NKX7390	TX	377
1052	CLARENCE REED JOHNSON JR	Travis	78723	NKX9705	TX	144
1053	RAYMOND EARL HAAG	Travis	78660	NKY0162	TX	121
1054	MELISSA KRISTINE PONINSKI	Williamson	78665	NKY0979	TX	356
1055	MIGUEL ANGEL ESCOBAR	Travis	78744	NKY1237	TX	306
1056	MICHEL GONZALEZ JIMENEZ	Bastrop	78621	NKY1401	TX	292
1057	ASIF SAFI	Travis	78753	NKY1948	TX	462
1058	CARLOS CRUZ	Travis	78753	NKY3423	TX	163
1059	DAYS DELCARMEN DIAZ	Travis	78653	NKY4266	TX	192
1060	ROSA SANCHEZ ANTERO	Travis	78758	NKY4953	TX	245
1061	RACHEL HELENE CHASTAIN	Travis	78757	NKY5520	TX	163
1062	MICHAEL LEONARDO	Travis	78741	NKY7063	TX	848
1063	DAVID MARTINEZ JR	Travis	78744	NKY7426	TX	253
1064	JAMES OXFORD	Travis	78759	NKY8250	TX	481
1065	ROSENDA HERNANDEZ TAVIRA JOEL ALBITER BENITEZ	Travis	78617	NKY8638	TX	125
1066	CHRISTOPHER DAVID ROACH	Travis	78747	NKZ0777	TX	316
1067	REBECCA RENEE TORRES	Travis	78741	NKZ0972	TX	170
1068	MELANIE CRUZ FLORES ADRIAN MIGUEL FLORES	Travis	78748	NKZ1519	TX	193
1069	MICHEAL BERNARD REESE ANDREIA LARENDA REESE	Bastrop	78621	NKZ2475	TX	200
1070	TRISTYN A TOBAR	Hays	78640	NKZ3418	TX	220
1071	NUWASH INC (LESSEE)	Travis	78751	NLB0381	TX	156
1072	HOLDEN ALEXANDER WENGER ALEXUS MARIAH LUNA	Williamson	78717	NLB3005	TX	176
1073	KELLI DIANE SMITH TRACY RAY SMITH	Williamson	78634	NLB8224	TX	267
1074	ZACHARY DANIEL COLEMAN	Travis	78748	NLG0957	TX	113
1075	ELIZABETH GALICIA RODRIGUEZ	Hays	78640	NLH9706	TX	400
1076	MATTHEW ALAN GILBERT ASHLEIGH RENEE GILBERT	Travis	78745	NLH9750	TX	174
1077	R TOWNS ENTERPRISES LLC	Hays	78676	NLH9759	TX	452
1078	LORETTA HERRERA	Williamson	78664	NLJ2780	TX	290
1079	BARRY KEITH WALLEY REBECCA SARTIN WALLEY	Travis	78653	NLJ2946	TX	122
1080	DEVIN RAE HEMKER	Williamson	78634	NLJ4297	TX	139
1081	ISABELLA BONNIE DENETTE NICOLE RENEE DENETTE	Williamson	78641	NLJ4987	TX	260
1082	VASHTI SARAI LEGISTER GEORGINA AMANDA LEGISTER	Travis	78744	NLJ5593	TX	221
1083	CHRISTOPHER LANCE WARE	Williamson	78641	NLJ5788	TX	534
1084	CAMILLE CHAVANA NUNEZ	Fayette	78945	NLJ5869	TX	515
1085	KAYLAH MARIE TORRES	Travis	78724	NLJ5892	TX	807
1086	NICHELLE M DUPLANTIER	Williamson	78613	NLJ6672	TX	216
1087	YANET PEREZ CRUZ	Williamson	78642	NLJ7774	TX	252
1088	MINDIRA GHIMIRE	Travis	78660	NLJ8045	TX	223
1089	ASHLYNN RENEE STEEN	Williamson	78641	NLJ8853	TX	373
1090	JOHN BRADY KELLEY	Travis	78723	NLK3247	TX	294
1091	JOHN RAY DELUNA	Burnet	78605	NLK7686	TX	204



CTRMA Prohibited Vehicles

1092	EMILIO F GORDON	Bell	76544	NLR0374	TX	155
1093	AMBER LEANNE STATHAM	Bexar	78260	NLS2461	TX	157
1094	PAUL STANLEY MANNIE III	Travis	78727	NLV6887	TX	265
1095	JORGE LUIS QUIROZ ROBERTO ESCORCIA	Travis	78752	NMB0823	TX	706
1096	KIMBERLY JENNIFER MORENO	Taylor	79606	NMB6047	TX	203
1097	LESLIE ANN HARDESTY	Williamson	78641	NMD1350	TX	734
1098	EDI VALLEJO SUAREZ ERIKA JANNET VERGARA	Bastrop	78621	NMH9669	TX	298
1099	MATT LEE PRITCHETT	Williamson	78641	NMK6605	TX	166
1100	JOSE FRANCISCO LOPEZ JR YANELLY MARIE CORTEZ	Travis	78738	NMS9763	TX	406
1101	REYNALDO AGUILAR	Caldwell	78644	NNB2559	TX	118
1102	NINA MARIE WILLIAMS	Bastrop	78612	NNB9076	TX	222
1103	JASMYN SIMONE JONES	Bexar	78227	NND4585	TX	191
1104	RUDY GARZA III	Bexar	78255	NND4809	TX	156
1105	BRANDEE MICHELLE DEPRISCO	NULL	27455	NND6743	NC	295
1106	JEANNETTE RODRIGUEZ COSME	NULL	795	NND8282	PR	109
1107	RODNEY DUANE THOMAS	Travis	78653	NNH2265	TX	190
1108	PALACE GUTTERS AND SOLAR	Bexar	78023	NNH2329	TX	454
1109	SARAH ANGELA WILSON-KENNELLY	Travis	78724	NNL0561	TX	193
1110	AMBRIANA ELIZABETH WILLIS	Williamson	78641	NNL0702	TX	207
1111	REBECCA LYNN PERKINS	Travis	78759	NNL2191	TX	215
1112	JOVITA ALONZO CHAVEZ	Bastrop	78621	NNL2415	TX	166
1113	NORA ALMA BETANCOURT	Bastrop	78602	NNL3984	TX	129
1114	NELSON A MEDINA	Bastrop	78612	NNL4286	TX	280
1115	WILLIAM O RODRIGUEZ CEDILLO	Travis	78744	NNL4981	TX	405
1116	CARMEN ACOSTA CALZADIAS	Ector	79762	NNL5086	TX	230
1117	BROOKE ELIZABETH PEAL	Travis	78726	NNL6701	TX	534
1118	ATZIRI MIRANDA PATINO	Travis	78759	NNL6748	TX	269
1119	MARCUS SEAN CHILDRESS	Travis	78723	NNL7656	TX	168
1120	REBECCA LEIGH RAESZ BRADLEY JOSEPH RAESZ	Williamson	76574	NNL7811	TX	158
1121	ANTHONY RAY RHODES	Travis	78704	NNL9373	TX	201
1122	EFREN ALVARADO EFREN ALVARADO	Williamson	78626	NNM2340	TX	156
1123	KISHA COLTON SMITH JERROD SMITH	Travis	78744	NNM2700	TX	151
1124	KENNETH LEE BINGHAM	Travis	78645	NNM4632	TX	111
1125	MARIBEL GONZALEZ FELIX	Hays	78610	NNM5310	TX	215
1126	VICENTE SANCHEZ MENDOZA	Travis	78724	NNM5607	TX	227
1127	GIA MARITA JONES	Travis	78660	NNM5614	TX	1897
1128	REMIGIO GUTIERREZ MACIAS MA MARTHA A.GUERRERO-ESPINOZA	Travis	78753	NNM5923	TX	192
1129	WALK STREETS MANAGEMENT, LLC	Travis	78704	NNM6433	TX	206
1130	KRISTOPHER RAY MCCLAIN	Bastrop	78602	NNM6437	TX	121
1131	CHRISTINA Q GONZALEZ JUAN MANUEL ZUNIGA	Travis	78728	NNM7378	TX	125
1132	JOSE ANTONIO SAENZ	Travis	78741	NNN6975	TX	139
1133	CASEY JALISA MURPHY MARTINEZ	Dallas	75212	NNT9950	TX	113



CTRMA Prohibited Vehicles

1134	JUSTIN GABRIEL AMESQUITA	Travis	78702	NNV3297	TX	478
1135	JULIANNA SABRINA SINGER	Travis	78757	NNV9647	TX	564
1136	ERIC ROY RATHBUN	Travis	78724	NNY1603	TX	573
1137	PAMELA ANN WILLIAMS	Travis	78645	NPC7204	TX	180
1138	WILLIAM JOE FARRIS JUNIOR	Travis	78660	NPF2974	TX	350
1139	CHERYL/ODIS REESE	Williamson	78634	NPF4047	TX	118
1140	RAND MARTIN FREDRICKSON II GAMALIEL ELIMELECH OLVERA	Travis	78728	NPF4719	TX	313
1141	JAMES MERLE WILSON JR PAULA STOOPS WILSON	Williamson	78642	NPF4957	TX	159
1142	MICHAEL SCOTT GUAJARDO	Williamson	78665	NPF5168	TX	261
1143	KRYSTA JUSTYNE GASCA JULIAN CORRAL	El Paso	79915	PBS7504	TX	241
1144	IRAIDA MARIANA BADARAU SAMATARU	Travis	78753	PBZ9084	TX	152
1145	BRADLEY TAYLOR HOLLAND	Travis	78727	PCB0906	TX	286
1146	JANET MARIE MONTEMAYOR	Williamson	78681	PCB0983	TX	199
1147	DIMORIA LAQUAN THOMAS	Travis	78741	PCB1361	TX	238
1148	ALEJANDRO JARAMILLO MORALES	Travis	78617	PCB2006	TX	208
1149	LISA NELL REYES	Travis	78741	PCB2139	TX	236
1150	CARLOS HERNANDEZ	Travis	78653	PCB2783	TX	249
1151	ALEX AGUIRRE MARTINEZ	Travis	78723	PCB2811	TX	286
1152	Tiffany R Sanders	Williamson	78642	PCB3358	TX	112
1153	NERIS CANALES	Travis	78753	PCB4034	TX	257
1154	SHEENA S HANN SCOTT E HANN	Bastrop	78659	PCB6097	TX	162
1155	JESUS CERVANTES SOLIS HANIA IVETT CAMPUZANO	Bastrop	78659	PCB6528	TX	171
1156	SHANE MICHAEL BOASBERG	Travis	78702	PCB6690	TX	208
1157	JORGE ALBERTO GARCIA RAMIREZ	Travis	78761	PCB6770	TX	221
1158	JOHN PAUL SMITH	Travis	78645	PCB7695	TX	231
1159	MARICELA DIAZ BELLO RAUL VASQUEZ HERNANDEZ	Travis	78721	PCB9539	TX	686
1160	MAURO ARELLANO PEREZ	Travis	78653	PCB9699	TX	148
1161	MELVIN DEAN CANADA JR ROBIN LESHUN CANADA	NULL	78660	PCC0361	TX	314
1162	TRAVIS JOHN MILLER	Travis	78652	PCC0369	TX	295
1163	ARCELIA RODRIGUEZ GONZALEZ	Caldwell	78616	PCC0396	TX	112
1164	JOSE BARRIOS ORDAZ	Williamson	76527	PCC1684	TX	102
1165	ALEXIS MORGAN ADAMS	Williamson	78641	PCC4073	TX	473
1166	MAIKEL PEREZ DANGER	Travis	78744	PCC5401	TX	149
1167	DAVID JAMES SCHILLER	Williamson	78642	PCC6152	TX	407
1168	DAVID MICHAEL RODRIGUEZ	Bastrop	78602	PCC6896	TX	159
1169	MARCO A. CARLOS	Caldwell	78616	PCG6660	TX	209
1170	MARISOL MARTINEZ-MARTIN	Bastrop	78650	PCH1946	TX	188
1171	JOSE CARLOS CARDENAS-LOPEZ	Travis	78653	PCH1968	TX	192
1172	MYISHA NASHONDRA PINKARD HORACE PINKARD III	Williamson	78665	PCJ3015	TX	409
1173	CARLOS DELGADO ROSALES	NULL	78674	PCJ3100	TX	769
1174	YARELI VALDEZ-GARCIA DAVID CARDONA	Travis	78752	PCJ3108	TX	323
1175	ANTHONY DOUGLAS YANEZ	Bastrop	78621	PCJ3145	TX	429



CTRMA Prohibited Vehicles

1176	BARRY JOE BOUDREAU	Williamson	78613	PCJ3171	TX	704
1177	CHRISTOPHER JOSEPH HAWN	Williamson	76574	PCJ3708	TX	204
1178	BRENDA ANN MCCLISH	Williamson	78613	PCJ6017	TX	364
1179	SIERRA DESIREE REYES	Travis	78660	PCJ6398	TX	436
1180	OLIVIA MARIE WRIGHT	Williamson	78641	PCJ6731	TX	226
1181	LEONARDO VILLARREA ARREDONDO	Williamson	78626	PCJ6955	TX	189
1182	TREVOR SCOT WINTLE	Williamson	78613	PCJ7127	TX	215
1183	DEREK LEVI CAMERO	Williamson	78634	PCJ7140	TX	179
1184	JIMMY BOSQUEZ	Williamson	76537	PCJ7960	TX	195
1185	TYLER DANIAL DEAN	Williamson	78613	PCJ8255	TX	511
1186	KERI FIELDER JACKSON KENNETH EDWARD JACKSON III	Williamson	78641	PCJ8578	TX	682
1187	ALI IBA MUHAMMAD DARNISHA SHERI YATES	Williamson	78641	PCJ8706	TX	222
1188	MONICA SALAZAR GUZMAN	Hays	78610	PCL1671	TX	102
1189	SARA TRISTA NICHOLE LANDWEHR	Travis	78708	PCS5211	TX	238
1190	CHRISTOPHER ALLEN YOUNG	Travis	78747	PCT9036	TX	240
1191	ANGELA SIMIEN	Caldwell	78644	PCY4921	TX	126
1192	ELIZABETH P ZUNIGA	Harris	77449	PDC4207	TX	264
1193	HOLLEE NICOLE MCCAY	Travis	78727	PBV7087	TX	321
1194	TROY LEONARD THRASHER	NULL	76548	PBW0304	TX	228
1195	BRANDON C CRUZ	Fayette	78941	PBW3895	TX	359
1196	SALLY STOKES MEEKS PATRICK RYAN MEEKS	Williamson	78634	PBZ0512	TX	884
1197	TIFFANY SOCKWELL	Bexar	78204	PBZ6617	TX	229
1198	MARSHA LYNN TURI	Lee	78947	PBZ7822	TX	403
1199	MARLENY AVILES JARAMILLO JOSHUA MARTINEZ	Travis	78753	PPM7536	TX	532
1200	JOHN NATHAN DODD	Burnet	78611	PPM7590	TX	171
1201	AMPTECH ELECTRIC LLC	Travis	78653	PPM9259	TX	135
1202	BRANDON NEAL RODGERS	Williamson	78665	PPM9896	TX	326
1203	ROSE JIMENIZ REYES	Burnet	78605	PRB3582	TX	375
1204	JLJ PROPERTIES LLC	Williamson	78642	PRB3926	TX	242
1205	JARVIS LAMAR SAMPSON	Williamson	78642	PRH9300	TX	1920
1206	ARIANA RENE DE LEON	Galveston	77546	PRM3613	TX	104
1207	OMERO RAMIREZ GUZMAN	Harris	77085	PRM3752	TX	269
1208	MARLIN FISHMAN	NULL	77586	PRN7096	TX	220
1209	JANIS D HIGGINS	Travis	78669	PRP5629	TX	146
1210	DELIA ANNE GONZALES	Caldwell	78644	PRP7577	TX	167
1211	TONY JASON SALINAS	Hidalgo	78504	PRW8665	TX	302
1212	MARJORIE ANNE HOPKINS	Brazos	77845	PRY1092	TX	168
1213	JONATHAN MICHAEL REYES	Calhoun	77979	PRY1677	TX	120
1214	LARRY TODD ALLEN	Williamson	78613	PRZ6062	TX	476
1215	DIANE NAHO HICKEY BRANDON LEE HICKEY	Bastrop	78659	PSD3357	TX	459
1216	BRANDON J WALKER BENFORD	Bastrop	78621	PSD8218	TX	161
1217	SSH AUTO LEASE MANAGEMENT CO. LLC, DBA RENT 2 OWN HQ	Bexar	78227	PSH1437	TX	244



CTRMA Prohibited Vehicles

1218	KAYLYN MARIE TIGNER	Travis	78747	PSH3304	TX	237
1219	ROLANDO MOTA LOPEZ	Hays	78666	PSH3871	TX	757
1220	ALDO GUADALUPE ESCAMILLA	Maverick	78852	PSH6631	TX	252
1221	CALVIN DESHAWN THOMAS	Travis	78723	PSJ0390	TX	190
1222	MI-BOX OF AUSTIN	Hays	78610	PSJ8988	TX	431
1223	MARIO JIMENEZ SERRATOS	Travis	78760	PSJ9194	TX	203
1224	DIANA LIZETH GUZMAN LEYVA	Jefferson	77642	PSK0585	TX	165
1225	HERIBERTO RENE CAMACHO	Travis	78753	PSK4598	TX	168
1226	KRISTIE CANTU	Travis	78748	PSK6052	TX	257
1227	MICHAEL ANTHONY CORTINAS	Hays	78640	PSK6248	TX	139
1228	CHANDRA ILLYRIA SANDERS	Travis	78653	PSK7553	TX	167
1229	JUANA VILLEGAS	Travis	78617	PSK7617	TX	544
1230	NAM NGUYEN	Travis	78759	PSK8194	TX	107
1231	CHERYL SUSAN STANTON CORDERO ROBERT MORROW	Travis	78748	PSK8738	TX	262
1232	MOHAMMAD MUHASSAN MCBRIDE	Travis	78759	PSK8889	TX	383
1233	MARIO GAYTAN	Williamson	76574	PSK9433	TX	210
1234	ISIDRO GARCIA III	Hays	78610	PSK9850	TX	116
1235	SHANNON MARIE LINTZ	Williamson	78729	PSL0052	TX	263
1236	MONICA SOTELO SEBASTIAN CHOC POP	Travis	78617	PSL0317	TX	303
1237	MARCO ANTONIO AGUIRRE	Travis	78724	PSL1813	TX	316
1238	JIOMENI W SYMPHOREIN	Travis	78758	PSL1948	TX	401
1239	BRENDA JACOBSON SAMUELS	Williamson	78613	PSL2128	TX	142
1240	MARK ANTHONY GONZALES	Williamson	78634	PSL2380	TX	289
1241	HIPOLITO GONZALEZ JR	Travis	78748	PSL2472	TX	157
1242	JALEN DARNELL POLAND	Travis	78660	PSL2943	TX	164
1243	JOE MICHAEL MORALES	Williamson	78641	PSL3251	TX	133
1244	BLANCA ESTELLA MILLER JUSTIN LAMONT MILLER	Bastrop	78621	PSL3616	TX	301
1245	ERIN BLAIR PRUEITT CHAD KEOGH KOSS	Hays	78640	PSL3691	TX	237
1246	CAMILLE RICHARDS ROSALES	Travis	78726	PSL3752	TX	134
1247	SHAE NICOLE RYAN	Bastrop	78602	PSL5804	TX	111
1248	ANA PATRICIA PAZ SIMON	Travis	78617	PSL6209	TX	231
1249	WILFRIDO CARRASCO GONZALEZ	Travis	78653	PSL7146	TX	318
1250	JONATHAN E SEVILLA CERON	Travis	78752	PSL7191	TX	273
1251	ILSE IVONNE MORENO ANICUA	Travis	78752	PSL7345	TX	175
1252	ISAIAH NY AMBANE OMWENGA	Travis	78660	PSL8504	TX	616
1253	RYAN MICHAEL FULLER	Travis	78727	PSL8697	TX	209
1254	HERMENEGILDO GUTIERREZ ALFEREZ	Travis	78617	PSL9793	TX	177
1255	ALVINA SANCHEZ CASTANEDA	Travis	78724	PSL9978	TX	568
1256	MARIA EUGENIA SANDOVAL CABRERA	Travis	78741	PSM0623	TX	412
1257	ALEXANDER ADAM WANG JENNIFER TRUONG	Williamson	78717	PSM0648	TX	273
1258	DANNY CASANOVA CARDONA	Williamson	78683	PSM1050	TX	210
1259	GARETH HENRY GRAHAM	Travis	78617	PSM1487	TX	167



CTRMA Prohibited Vehicles

1260	LADONNA MONIQUE LANDRY	Williamson	78664	PSM1529	TX	280
1261	MIRANDA ALEXIS GARZA	Williamson	78613	PSM4321	TX	152
1262	BRIYANNI RICHELLE ELIAS PAUL LEONARD WICKHAM	Bexar	78239	PSN2219	TX	892
1263	STEVEN TYLER AMANDA TYLER	Bastrop	78957	PSN9148	TX	219
1264	TAJ RASHAD ISLAM	Comal	78132	PSP7386	TX	142
1265	MADELYN ELISE SOKOLOWSKI	Travis	78747	PSR0076	TX	192
1266	CHRISTINA GAYLE KANG	Travis	78660	PSZ2541	TX	217
1267	YARELI TERRAZAS	Bastrop	78957	PTC6665	TX	217
1268	ROSS RICHARD BLAUER	Travis	78741	PTH2568	TX	188
1269	ROSA LINDA-MARTINEZ LUNA ROSALVA LUNA	Travis	78660	PTH2985	TX	160
1270	MELISSA JOE KING	Williamson	78615	PTH3707	TX	155
1271	ROBERT RINGO MARCI BRENTHAM	Bell	76571	PTH4346	TX	184
1272	JACOB LEE ANDERSON	Williamson	78681	PTH4488	TX	260
1273	LISBETH YAKELIN MIGUEL FLORES	Bastrop	78602	PTH5943	TX	765
1274	TERRI ANNE RUBENSTEIN	Williamson	78641	PTH6495	TX	875
1275	AHMAD NATHEER ALBASHEER	Williamson	78717	PTH7135	TX	368
1276	REUBEN GUANA ALLISON	Travis	78728	PTH7180	TX	241
1277	JOSE SANDOVAL	Travis	78758	PTJ0143	TX	154
1278	STEVIE RENEE ROMERO	Hays	78640	PTM2948	TX	186
1279	AMONA ALI RAMADAN	Travis	78741	PTN0713	TX	181
1280	DANIELLE NICOLE CONNER	Travis	78749	PTN1523	TX	216
1281	MATTHEW DAVID MARKMAN	Travis	78660	PTN1600	TX	117
1282	KEIONDRA KEION ANDREWS	Travis	78617	PTN2055	TX	174
1283	MARC GISBERT- BOLINCHES	Travis	78745	PTN2297	TX	351
1284	ADRIAN VELEZ GARCIA NICOLASA MARTINEZ HERNANDEZ	Travis	78744	PTN2350	TX	148
1285	ABLEARDO LOPEZ LUGO	Travis	78617	PTN3064	TX	620
1286	AUSTIN HIEBER SMITH	Williamson	78613	PTN3080	TX	226
1287	CLARENCE FUTRELL III	Travis	78745	PTN3753	TX	171
1288	VICTOR HUGO GONZALEZ MORALES	Travis	78744	PTN4048	TX	122
1289	JESUS CASTRO LOPEZ	Caldwell	78616	PTN4415	TX	141
1290	JESUS REFUGIO MORENO GOMEZ	Travis	78753	PTN4635	TX	133
1291	MARIA DE LOS ANGELES NUNEZ REBOLLEDO	Travis	78753	PTN5517	TX	547
1292	ALONDRA PAULINA LOPEZ ABEL FAZ SALAS	Travis	78721	PTN5610	TX	247
1293	PATRICK DALE HAMMACK	Williamson	78626	PTN5669	TX	463
1294	GABRIEL ADAM SALAZAR KARYN ANN POLVADO	Bastrop	78612	PTN5801	TX	266
1295	JOSHUA WADE ROBERSON	Travis	78728	PTN5817	TX	228
1296	ERIS EDUARDO VIDES COLOCHO	Travis	78744	PTN6503	TX	351
1297	NORMA ISELA ZARATE AGUILAR	Travis	78617	PTN7168	TX	1020
1298	AUBREYANA DENAYSIA ALEXANDER	Travis	78653	PTN7300	TX	1313
1299	ROBERT CARMONA MACHADO JR	Caldwell	78616	PTN7684	TX	244
1300	HALI ELIZABETH HODGES	Bastrop	78602	PTN7927	TX	198
1301	LORENZO SCOTT GONZALES	Denton	75068	PTN8151	TX	504



CTRMA Prohibited Vehicles

1302	EBONI DELORA BOND	Williamson	78613	PTR5825	TX	494
1303	JESUS RODRIGUEZ PALOMARES	Travis	78745	PTW4022	TX	235
1304	ALICE LUCILE COOK	Travis	78704	PTY0001	TX	253
1305	KELLYE KATHLEEN JOHNSON TIMOTHY TANNOUS TERBAY	Travis	78748	PTY1587	TX	328
1306	TYLER ROBERTS SAROJA MALLADI	Williamson	78729	PTY2574	TX	487
1307	MICHAEL PETE MORENO	Williamson	78613	PTY3294	TX	291
1308	NORRISIA TESREAU ETHLYN REEVES	Williamson	78634	PTY3302	TX	170
1309	JOHN KYLE STURGELL	NULL	78641	PTZ6477	TX	394
1310	VANESSA MADRIGAL	Bexar	78216	PTZ7710	TX	200
1311	KUMAR JYOTI	Travis	78758	PVC1181	TX	154
1312	MARIA T PERALES DE GARCIA JOSE LUIS GARCIA	Starr	78584	PVC9803	TX	154
1313	FRANCISCO JAVIER PEREZ- CASTILLO	Bexar	78112	PVF4093	TX	429
1314	GARY R SMITH	Bastrop	78602	PVF7848	TX	173
1315	CARLA BLAIRE STREHLER	Bastrop	78621	PVF8123	TX	219
1316	SEAN THOMAS SMITH	Bastrop	78602	PVF8699	TX	166
1317	ALEXIS MONIQUE ORTEGA JESUS RUTIAGA	Travis	78617	PVF8786	TX	221
1318	GABRIELLE HOOD RUSSELL	Travis	78617	PVF8851	TX	269
1319	GIL AGUILAR SANCHEZ	Bastrop	78621	PVF9615	TX	218
1320	PAMELA DUBRA ISOM	Travis	78752	PVG0673	TX	730
1321	JUAN ANTONIO ALANIZ	Travis	78750	PVG1349	TX	164
1322	CLOIS GENE KENT KEVIN EUGENE KENT	Burnet	78611	PVG2423	TX	430
1323	LAUREN ELIZABETH CALDERON	Hays	78640	PVG2755	TX	195
1324	LEE MATTHEW BOYER	Travis	78660	PVH0223	TX	262
1325	ANA MARIBEL ZAMORA BRYAN MUZQUIZ	Bexar	78242	PVJ6196	TX	215
1326	RICHARD GAYLON CONATSER JR	Travis	78752	PVL1880	TX	267
1327	ADRIANNA BRODSKY	NULL	73179	PVL7043	OK	172
1328	SAMAYA S RECTOR	Travis	78660	PVN3077	TX	190
1329	CHELSEA MARIE GRANGER	Williamson	78634	PVN3378	TX	133
1330	LEE CHANO LUNDIN	Bell	76542	PVN3601	TX	230
1331	LINDORBET RANCH INC	Coryell	76522	PVN4972	TX	284
1332	KAI RICHARD REYNOLDS	Bell	76543	PVN9924	TX	323
1333	AMANDA JEANETTE OLIVER MATTHEW DON OLIVER	Williamson	78641	PVP7193	TX	192
1334	ABBY EILEEN EVANS	Travis	78660	PVT9858	TX	314
1335	TY MOORMAN	Tyler	75979	PVW1803	TX	179
1336	MONICA MUNOZ RAMIREZ	Bexar	78213	PVX2275	TX	542
1337	JACLYN CHANTAL ZAPIEN	Caldwell	78644	PVY2721	TX	237
1338	NLEMCHI BENJAMIN UCHE	Travis	78758	PVZ0971	TX	139
1339	ELVIRA PONCE TREJO	Travis	78753	PVZ1210	TX	272
1340	ARMANDO MONTENEGRO ORTIZ	Hays	78640	PVZ2103	TX	201
1341	JAXSON JOEL STARNES REX HAWLEY STARNES	Bell	76513	PVZ3048	TX	134
1342	PHILIP NEAL COMBIES	Travis	78750	PVZ3124	TX	127
1343	JENNIFER KAREN BORDEN	Travis	78754	PVZ3509	TX	396



CTRMA Prohibited Vehicles

1344	JUANDARLEN RAMIREZ ESCOBAR	Travis	78727	PVZ3629	TX	179
1345	KARA IRENE COURVILLE (LESSEE)	Travis	78745	PVZ3858	TX	366
1346	LAUREN ELIZABETH COZZA	Williamson	78665	PVZ4034	TX	231
1347	DANIEL MAXIMILIANO GOMEZ	Williamson	78665	PVZ4042	TX	138
1348	SAMUEL TAYLOR JR	Travis	78653	PVZ4938	TX	432
1349	NORMA A RAMIREZ ROBLES	Williamson	78641	PVZ5081	TX	349
1350	ANGEL IVAN GARCIA SANCHEZ	Van Zandt	75754	PVZ5404	TX	211
1351	KAWIA RO NEAL HAMILTON	Travis	78728	PVZ6066	TX	411
1352	JEFFREY STEPHEN MEYLER	Caldwell	78644	PVZ6183	TX	204
1353	JOSELINE MAGALY CHAY ALVAREZ	Travis	78753	PVZ6221	TX	146
1354	JAY BRADLEY JANK	Williamson	78641	PVZ6817	TX	446
1355	SEVERIANO MARTINEZ	Travis	78735	PVZ7621	TX	486
1356	AMANDA JANE STARR CHRISTOPHER CORBETT STARR	Williamson	78665	PVZ8405	TX	258
1357	MERCEDES SHAUNTE COLLINS	Travis	78653	PVZ8409	TX	440
1358	MIRI LOTTY OAKFORD	Travis	78759	PVZ8610	TX	300
1359	CRISTHOFER MARCELO FARFAN	Travis	78617	PVZ9226	TX	414
1360	BILLIE CARLETTE SPIVEY	Travis	78708	PVZ9741	TX	163
1361	DIANE GONZALEZ MENDOZA	Travis	78617	PWB0039	TX	159
1362	EDWARDS C LETT-PRECIADO	Travis	78653	PWB0340	TX	375
1363	JORGE ALBERTO ZUNIGA ALVAREZ	Travis	78723	PWB0374	TX	367
1364	REYNALDO ANSELMO CAVAZOS PERLA MIRANDA CAVAZOS	Travis	78653	PWB0408	TX	244
1365	ROBBIN GALEN MARTIN JR	Travis	78753	PWB0642	TX	294
1366	ALBERTO MARTINEZ VERA	Williamson	78681	PWB0827	TX	286
1367	MICHAEL JOHN SELLERS JR	Williamson	78641	PWB1676	TX	449
1368	JOY BETH WILLIAMSON	Travis	78731	PWB1907	TX	153
1369	JONNY EUGENE HOLLOWAY	Williamson	76530	PWB3082	TX	331
1370	VERONICA CRUZ LUIS ARTURO ENRIQUEZ	Travis	78725	PWB3696	TX	1125
1371	ANDREA BANUELOS GASTELO	Travis	78753	PWB4390	TX	301
1372	SEBASTIANA GOMEZ	Travis	78660	PWB4599	TX	169
1373	FRED GONZALES	Travis	78617	PWB4837	TX	334
1374	JAWAD BABORI	Travis	78704	PWB5599	TX	208
1375	CRISTOBAL HERNANDEZ	Williamson	78628	PWB6225	TX	199
1376	MELISSA COLLINS	Travis	78660	PWB6452	TX	114
1377	TERESA DEL ROSARIO GUTIERREZ C ANAS	Travis	78744	PWB6668	TX	360
1378	RAFAEL JACOBO	Travis	78653	PWB6672	TX	234
1379	BENITO SUAREZ OLMEDA	Travis	78724	PWB6716	TX	278
1380	JOSHUA RAYSHAUD CLEVELAND EUPHORIA MOVING COMPANY LLC	Travis	78723	PWB7055	TX	197
1381	ROSA RODRIGUEZ	Travis	78725	PWB7278	TX	478
1382	SAUL RAMOS PIMIENTA	Travis	78748	PWB7749	TX	137
1383	LUIS GOVANNI AVILA FRANCO	Travis	78660	PWB7852	TX	384
1384	DAVID PRESTON TEANEY IV	Travis	78747	PWB8133	TX	159
1385	CHAD CANNON ALAN MUNOZ	Williamson	78613	PWB8671	TX	216



CTRMA Prohibited Vehicles

1386	BYRON E BENOIT	Travis	78652	PWC6193	TX	173
1387	DEBRA ANN DANIEL	Williamson	78729	PWF1433	TX	653
1388	JEANICE NICHOLE BROOKS	Williamson	78641	PWF1616	TX	289
1389	TONY ARON BISHOP	Williamson	76574	PWF2115	TX	158
1390	STEPHEN BRIAN CANIPE	Williamson	78681	PWF2144	TX	125
1391	MELISSA LYNN OLIVER	Williamson	78641	PWF2278	TX	142
1392	ANNETTE DAVIS	Williamson	78665	PWF2562	TX	272
1393	KATHLEEN MARY CHAMPION	Williamson	78664	PWF2973	TX	326
1394	BENNY RAY BURGESS	Travis	78617	PWF2989	TX	236
1395	THOMAS TONY LAHME GEGENFURTNER	Williamson	78641	PWF3875	TX	172
1396	ERIC JAMES HODGES	Williamson	78613	PWF4008	TX	1054
1397	ALEXANDER DEJESUS GANZ	Travis	78653	PWF5055	TX	256
1398	BENJAMIN CLARK	Williamson	78634	PWF5671	TX	326
1399	REBEKAH KACIE POPE	Williamson	78641	PWF6437	TX	233
1400	DEVIAN SIMMONS	Bastrop	78662	PWF7888	TX	208
1401	MICHAEL PATRICK DONOHUE	NULL	76126	PWK3866	TX	493
1402	AMBRIZ PAINTING LLC	Bastrop	78612	PWL9612	TX	321
1403	BRITTNEY LEE CUMBA	Brown	76801	PWM4528	TX	373
1404	DAISY JASLEEN ALVARADO	Hays	78610	PWS2328	TX	186
1405	LUIS ALFONSO SALAS CUEYAR	Travis	78744	PWV1254	TX	161
1406	JONATHAN WILLIAM ANDRUSAK	Hays	78640	PWY1701	TX	216
1407	FRANCESCA DIANA MARTINEZ	Hays	78610	PWY1956	TX	116
1408	MONICA ZUNIGA	Travis	78744	PWY2024	TX	299
1409	MONICA RIVERA ESPERANZA GONZALES SALAS	NULL	78660	PWY2434	TX	135
1410	TOMMIE ESPINOSA	Williamson	78641	PXB5682	TX	248
1411	DARWIN E GUTIERREZ SUAREZ	NULL	78613	PXC4022	TX	375
1412	PAUL STEVEN ROMAN	Travis	78704	PXG1983	TX	429
1413	SIMON STUDD	Travis	78652	PXW5489	TX	275
1414	LEE TOMMY STATEN JR	Travis	78704	PXW5618	TX	156
1415	DANIEL J CORTINAS	Travis	78660	PXW6085	TX	108
1416	VICTOR FLORES LETISIA FLORES	Williamson	76574	PXX0622	TX	595
1417	REBECCA ALANIZ LIDIA MENDOZA	Dimmit	78834	PXX1056	TX	170
1418	JOSE LUIS SIERRA MIRANDA	Bastrop	78621	PXX1915	TX	494
1419	HUGO OTONIEL PAXTOR JACINTO	Williamson	78641	PYB2156	TX	169
1420	CLAUDIA M CHAVEZ	Williamson	78613	PYB2251	TX	129
1421	GABRIELLE MICAELA WILTZ	Williamson	78729	PYB2548	TX	186
1422	KIRA STARLENE PABEN	Bell	76549	PYB2559	TX	743
1423	SYENN TROY HERRIN	Williamson	78641	PYB3516	TX	572
1424	AMPTECH ELECTRIC LLC	Travis	78653	PYB3564	TX	276
1425	ANDREA LEIGH TEJIDOR	Williamson	78634	PYB3609	TX	347
1426	ALEXZANDRA NIKOLE GARZA	Williamson	78664	PYB3909	TX	167
1427	MIGUEL DE LA RIVA	Burnet	78605	PYB4953	TX	120



CTRMA Prohibited Vehicles

1428	OSCAR MARTINEZ	Williamson	78613	PYB5719	TX	326
1429	MAURICIO JOSE MENDOZA	Travis	78741	PYB5911	TX	236
1430	GEORGINA AMALIA GONZALEZ	Williamson	78664	PYB6175	TX	351
1431	GISELLE AMANDA TELLEZ	Williamson	78664	PYB6196	TX	177
1432	MICHELLE DU PLESSIS	Travis	78730	PYB6660	TX	135
1433	STEPHANIE CAIN DAVIS	Travis	78758	PYB7361	TX	240
1434	JULIAN JOHN STANTON JAMAR	Williamson	76537	PYB7413	TX	263
1435	VALENTINA MARIA LOUDERMILK	Williamson	78665	PYB8336	TX	216
1436	MADOLON DAWN SHELTON	Travis	78660	PYB8339	TX	151
1437	ROBERT JOHN BAYLISS	Williamson	78634	PYB8620	TX	462
1438	RUSSIA CHANNEL MARKS	Williamson	78729	PYB8717	TX	396
1439	ANGELA STRATTON GRANT	Williamson	78642	PYB8912	TX	173
1440	ACHAIA MARIE DUKES	Williamson	78664	PYB9282	TX	174
1441	BRANDON DEE BOLEY	Williamson	76527	PYB9435	TX	279
1442	BRIAN LAMAR ARRANT	Williamson	78664	PYB9448	TX	161
1443	RAEGAN MARIE JONES JOSHUA ROBERT JONES	Bexar	78109	PYB9548	TX	155
1444	FERASS NASSER A ALTWAIM	Brazos	77807	PYC4940	TX	118
1445	ANGEL TASBY CHAKA TASBY	Hays	78610	PYG8138	TX	295
1446	BEATRICE RODRIGUEZ JOSE LUIS GUITERREZ	Caldwell	78644	PYG8288	TX	280
1447	ENRIQUE RANGEL MANCILLA	Caldwell	78644	PYG8346	TX	209
1448	CALLIE SUSAN FIKE	Travis	78749	PYJ0181	TX	177
1449	SHAWN MICHAEL GRIFFIN	Williamson	78641	PYJ2689	TX	441
1450	LINDSAY MICHELLE JOHNSON	Dallas	75207	PYJ4686	TX	188
1451	MADELEINE KAY GARCIA	Travis	78747	PYK6066	TX	285
1452	CHRISTOPHER GEORGE WALLACE	NULL	78640	PYK6165	TX	244
1453	MICHAEL DEAN SASSER	Hays	78610	PYK6188	TX	150
1454	CONQUEST ELECTRICAL CONTRACTING, LLC	Williamson	78641	PYK7068	TX	227
1455	DANIEL ELIAS SCHOCHET	Tarrant	76021	PYL4862	TX	804
1456	CHANCE DAVIS	Bell	76549	PYM3955	TX	357
1457	ERICKA RENEE CLEMONS CARTER	Travis	78753	PYM4709	TX	211
1458	GENESIS FRANCHES GOMEZ SANDREA	Williamson	78729	PYM6470	TX	155
1459	LUCIA PONCE	Travis	78660	PYM9703	TX	300
1460	DANNY LYNN HENDERSON	Montgomery	77356	PYN2584	TX	151
1461	EMILY KAYE SMITH BOBBIE JO CRIDER	Bastrop	78957	PYP1063	TX	126
1462	PETRA WILLIAMS	Travis	78617	PYP9526	TX	172
1463	KATARINO SANTOS LEAL	Travis	78741	PYT3768	TX	181
1464	KARRIE SHANAE DOUGLAS	Harris	77070	PYW0896	TX	303
1465	LYRIC BRESEAN TOLIVER	Travis	78727	PYY4022	TX	202
1466	BLUE BENJAMIN BUCHANAN	Williamson	78641	PYY7547	TX	137
1467	BENJAMIN AGENT BLOCK	Williamson	78642	PYY7841	TX	348
1468	CHRISTOPHER SHAWN MINTON DANIELLA IDA MINTON	Williamson	78613	PYZ3419	TX	292
1469	HUNG XUAN TRAN	Williamson	78641	PYZ6856	TX	256



CTRMA Prohibited Vehicles

1470	T LEIYA HEAVEN MORSELL HOLMES	Travis	78660	PYZ7065	TX	413
1471	BRIANA NICOLE OUSLEY	Dallas	75006	PYZ7126	TX	222
1472	DANIEL SALINAS	Travis	78741	PYZ7549	TX	227
1473	MARIA HERNANDEZ GALVAN OSCAR CHAVEZ HERNANDEZ	Travis	78744	PYZ8808	TX	107
1474	ZACHARY ALEXANDER KING	Travis	78653	PYZ8942	TX	127
1475	CHRISTOPHER A ANDERSON	Bastrop	78957	PYZ9033	TX	324
1476	WILLIAM H AMOS CHRISTOPHER BRANDON AMOS	Hays	78610	PYZ9345	TX	197
1477	LUIS PEREZ GARCIA	Travis	78744	PYZ9527	TX	1282
1478	BRANDON CODY SHELTON	NULL	78617	PZB0540	TX	250
1479	ISABEL MARIE SWAIN	Travis	78660	PZB0992	TX	276
1480	JAZMINE HERNANDEZ	Travis	78758	PZB1282	TX	638
1481	THERESA TORRES VARGAS STEPHANIE ANITA TORRES	Travis	78744	PZB1407	TX	118
1482	NANCY KATRINA PICKETT	Williamson	78613	PZB1783	TX	224
1483	WENDY MARIE KIDDY ROLAND CLARK LAMBERT IV	Travis	78748	PZB2132	TX	271
1484	RAFAEL NUNEZ AGUILAR	Travis	78753	PZB2923	TX	220
1485	JOYCELIN PEGGY ALLEN HOLMES	Travis	78724	PZB3156	TX	167
1486	BLANCA HERNANDEZ	Travis	78725	PZB3248	TX	246
1487	JOHNNY HENRY TORRES LYDIA JUAREZ TORRES	Caldwell	78656	PZB3627	TX	228
1488	GINA MARIE CUNY CIANNA BROOKE CUNY	Williamson	78613	PZB3900	TX	262
1489	REYES GARCIA PEREZ	Williamson	78641	PZB3904	TX	227
1490	MIKE J GONZALES	Travis	78745	PZB4023	TX	222
1491	LUIS EDUARDO DIAZ MATIAS	Travis	78617	PZB4772	TX	137
1492	MARTIN GERARDO MENCHACA MEDRANO	Travis	78744	PZB4943	TX	119
1493	ROLANDO CANTU SOLIS	Williamson	76574	PZB5043	TX	187
1494	CASSANDRA FAITH HERRERA SABLE DHONDT	Travis	78653	PZB5400	TX	403
1495	JOHN DAVID BURK	Hays	78620	PZB5896	TX	135
1496	LATOYA TASHEINIA MOORE	Travis	78653	PZB7177	TX	127
1497	GABRIEL ORTEGA	Williamson	78729	PZB7190	TX	233
1498	ABRAHAM DE JESUS RIVERA GUEVARA	Travis	78724	PZB7332	TX	228
1499	BRANDON IBARRA LOMAS	Williamson	78729	PZB7370	TX	318
1500	CHARLES RENAE GONZALES	Bastrop	78621	PZB7631	TX	158
1501	AUDREY J FIGUEROA	Travis	78660	PZB8449	TX	210
1502	ANA LUZ BADILLO GARCIA	Travis	78750	PZB8645	TX	297
1503	CHRISTINA ANN MARTINEZ	Hays	78640	PZB9022	TX	251
1504	JOZELLA SUNDAY WILLIAM	Travis	78660	PZB9534	TX	347
1505	RAVEN LEE SCALIA	Williamson	78664	PZC0081	TX	354
1506	TALYON KEITH LANGE	Travis	78660	PZC0209	TX	237
1507	JOSEPH TYREL CLARK BRITTANY NICOLE CLARK	Williamson	78729	PZC0225	TX	553
1508	CYNTHIA MARY SHELLEY	Williamson	78634	PZC0248	TX	188
1509	JAMES AARON FARMER	Travis	78749	PZC0352	TX	122
1510	PATRICIA ANN BALLIN JOSE ERNEST BALLIN	Hays	78610	PZC0468	TX	351
1511	JOSE DANIEL RIOS	Travis	78653	PZC0551	TX	209



CTRMA Prohibited Vehicles

1512	DANTYWINE MICALE WORTHY	Travis	78753	PZC1933	TX	129
1513	BRIDGET SHANTEL OTERO	Williamson	78664	PZC2373	TX	247
1514	ANDREW ALEXANDER CAMPAGNA	Williamson	78628	PZC2395	TX	373
1515	JADA TIAUSJA JACKSON	Coryell	76522	PZC2691	TX	606
1516	RAQIB MALIK FELDER BREAL AL JAVONE HART	Williamson	78729	PZC3173	TX	220
1517	IVAN SAID ESPINOZA DE LA CRUZ	Travis	78744	PZC3295	TX	272
1518	LARONDA RENELL JACKSON MAKAYLA UNEEK WEBBER	Travis	78725	PZC3401	TX	247
1519	MORGAN M JOINER KERRY J JOINER	Travis	78759	PZC4280	TX	201
1520	CHRISTA EVONNE HUNTER	Hays	78640	PZC4866	TX	159
1521	HECTOR HUGO TOSCANO VALDIVIA	Travis	78660	PZC5069	TX	207
1522	ADRIANA R R LOFTON	Angelina	75901	PZD9332	TX	286
1523	JORGE ARMANDO LIRA ORTIS	Williamson	78642	PZF2440	TX	491
1524	ALBERT JAMES FLAKES	Coryell	76522	PZF9898	TX	166
1525	JARED LANE CONNOR	Hays	78610	PZG3084	TX	146
1526	JUAN DANIEL SAUCEDO	Bexar	78221	PZG4798	TX	208
1527	JOSE JAIR VARGAS	Travis	78724	PZH7511	TX	116
1528	JESSE WILIE	Caldwell	78644	PZH7529	TX	189
1529	JOSUE SANTIAGO	Travis	78752	PZH8114	TX	177
1530	NIKOLAY FELIPE STOCKMAN	Bastrop	78621	PZM2436	TX	227
1531	JUAN CARLOS PALMA MONTOYA SANDRA GABRIELA PALMA LOPEZ	Travis	78724	PZN9394	TX	331
1532	JOSE REFUGIO ARGOTE LOPEZ	Bastrop	78612	PZN9910	TX	267
1533	JOSE LUIS RODRIGUEZ	Bastrop	78621	PZP0137	TX	236
1534	LISA D RIZOR	Gonzales	78629	PZR3267	TX	362
1535	JESSICA LEE CABRERA	Cameron	78520	PZY3365	TX	433
1536	TANIA D BROWN	Williamson	78665	PZZ9771	TX	688
1537	ROXANNE RENDON SHEER	Williamson	78628	R0XC	TX	218
1538	SUN-TECH LEASING OF TEXAS LP	Tarrant	76118	R104138	TX	128
1539	RICKY GONZALES JR	Williamson	78717	R1CKZ71	TX	245
1540	SUN-TECH LEASING OF TEXAS, L.P.	Tarrant	76118	R327628	TX	109
1541	JULIO PEREZ	Harris	77084	R500893	TX	122
1542	LISETT VILLAVERDE	Harris	77015	R563178	TX	135
1543	SUNNY DAYS TRANSPORT LLC	Williamson	78628	R564503	TX	182
1544	BRINK LOGISTICS LLC	Hays	78610	R564670	TX	232
1545	YERANDY MORALES VELAZQUEZ	Travis	78660	R564863	TX	173
1546	VERONICA FELIX ROQUE	El Paso	79928	R600382	TX	153
1547	HAULE TRUCKING TRANSPORTATION LLC	Travis	78728	R615234	TX	266
1548	IKE LYONS	Travis	78702	R615377	TX	496
1549	BORDERLINE TRUCKING LLC	Webb	78045	R621902	TX	221
1550	CAMILO CASTRO MARTINEZ IRENE SORIANO GARCIA DBA CC	Tarrant	76131	R642678	TX	191
1551	ANDREW JASON NORTH	Williamson	78642	RBB0456	TX	360
1552	SALLY CAROL ALDABA MATTHEW AARON GARCIA	Travis	78660	RBB0635	TX	131
1553	SETH ANDREW JENKINS	Denton	76226	RBB1112	TX	101



CTRMA Prohibited Vehicles

1554	ALICE N NZOYA	Williamson	78641	RBB1700	TX	180
1555	BENITEZ SAUCEDO ALFONSO	Bastrop	78662	RBB2057	TX	144
1556	LORA OLIVIA CHAPA KAYLA NICOLE SANCHEZ	Williamson	78634	RBB2242	TX	129
1557	LAQUITA SHERECE EDERINGTON	Travis	78653	RBB3165	TX	134
1558	MARGOT FALLON GORALCZYK	Travis	78741	RBB4036	TX	305
1559	CODY LEWIS NELSON	Williamson	78641	RBD3344	TX	571
1560	JETSETTERS ENTERPRISES LLC	Travis	78750	RBD3352	TX	185
1561	MARQUIS LIONEL HARRIS	Travis	78753	RBD4151	TX	207
1562	JACQUILINE S JACKSON	Travis	78753	RBD4325	TX	152
1563	JOSE EDUARDO MORALES	Travis	78653	RBD4459	TX	156
1564	RICHARD RAY PEREZ	Williamson	78681	RBD4581	TX	158
1565	CRYSTAL MARIE BLUNT ALBERT JOHN LEE	Bexar	78251	RBD9169	TX	528
1566	MEAGAN LAURA O'CLAIR	Burnet	78605	RBF9865	TX	127
1567	KELLI ELYSE MCCARTY	Cherokee	75766	RBG0826	TX	530
1568	MIGUEL ANGEL CORNELIO DIAZ	NULL	75087	RBG6077	TX	137
1569	GILBERTO JUIAN SOLIS JR	Webb	78040	RBG7737	TX	671
1570	TRISTAN EDWARD SOTO	Travis	78744	RBH1297	TX	734
1571	MAURICIO MARTINEZ MOYA	NULL	78654	RBH3109	TX	117
1572	LIVAN SANCHEZ GONZALEZ	Williamson	78634	RBK5723	TX	171
1573	THOMAS RAYMOND CLEMENT	Williamson	78642	RBN6805	TX	168
1574	KATE GARCIA	Hidalgo	78570	RBR0668	TX	346
1575	MARIO HUMBERTO PEREZ RAMON	Bexar	78211	RBS2449	TX	144
1576	JEREMY RYAN GULLEY JEREMY RYAN GULLEY	Milam	76567	RBS7663	TX	176
1577	JAMES EDWARD DALLAS	Nueces	78414	RBT3921	TX	266
1578	ASHLEY JAYDA CHLOE MCDOWELL ABRAHAM BILL RORY MCDOWELL	Williamson	78626	RBV6022	TX	286
1579	ROBIN LEE GRAHAMTYLER ALAN GRAHAM	Travis	78727	NHX7590	TX	1915
1580	SHELDON RAY JOHNSONIRREVOCABLE LIVING TRUST	Bastrop	78621	MWC9978	TX	1926
1581	VALERIE ZUNIGA RIVERACHRISTOPHER T SIMPSON	Travis	78617	MKW5901	TX	954
1582	TANJA MARIE SOLANO	Williamson	78641	FKV7296	TX	1443
1583	MEGAN MARIE TURNER	Williamson	78641	HHN7248	TX	1862
1584	NELTON WILLIE THOMASTENNILLE SHANEA TERRY-THOMAS	Travis	78702	NKY2130	TX	2295
1585	EMILY GAYLE STANTON	Williamson	78641	NLJ4955	TX	1718
1586	BEAU ANDREW CAPURRO	Williamson	78641	PCC1407	TX	2101
1587	BIANCA MONIQUE RAYOS	Travis	78753	NFW5356	TX	2876
1588	MANFRED MCGEE	Williamson	78729	JRG2359	TX	1557
1589	CHRISTOPHER JUSTIN CAMPAGNA	Travis	78727	MNZ5831	TX	1649
1590	MAX PAUL ROSENKOETTER	Travis	78726	MNZ1783	TX	2150
1591	PABLO ROBERTO RODRIGUEZ	Williamson	78641	RFP4093	TX	2106
1592	JEFFREY GORDON DAVISVICTORIA LYNN DAVIS	Williamson	78628	LZP1831	TX	1761
1593	LATANYA SHAVET WYNN	Travis	78724	NYZ5326	TX	2472
1594	MISTY MITCHELL HERNANDEZOSVALDO HERNANDEZ	Travis	78653	NRZ5275	TX	2376
1595	NATHANAEL LEWIS GOVAN	Burnet	78611	LMP7752	TX	1386



CTRMA Prohibited Vehicles

1596	ALYSSA RENE EAKIN	Williamson	78641	PKZ6342	TX	2043
1597	APRIL RAQUEL CRUSE	Travis	78744	PLW2780	TX	2690
1598	BRYON WAYNE CUNNINGHAM	Williamson	78642	LOANWLF	TX	2042
1599	MARY ANNE GEORGE	Williamson	78628	HPD4596	TX	1610
1600	STEFON OSAE LEWISSOPHIA LEWIS	Travis	78745	HPD9693	TX	1676
1601	SEAN MICHAEL PARNHAM	Williamson	78633	NYH1443	TX	1765
1602	HANSEN CONTRACTING LLC SHANE MICHAEL HANSEN	Travis	78691	HRB4477	TX	1496
1603	RUSSELL DON SCHOONOVER	San Jacinto	77364	MVD0644	TX	1778
1604	MARIA ELENA IBARRA	Travis	78741	PLX0353	TX	2124
1605	KATANA GENELETHA WILLIAMS	Williamson	78641	MBS9404	TX	1572
1606	ALICIA KAY JARVIS WILCOX	Bastrop	78621	MYS0686	TX	2554
1607	ABIGAIL REYNOSO	Williamson	78642	FFJ2402	TX	2117
1608	GREGORY SCOTT DOLAN IELIZABETH ANN DOLAN	Williamson	78613	PCJ5528	TX	1961
1609	CASANDRA MARIE FLORES	Bell	76549	KTL3937	TX	1759
1610	JOSE GREGORIO LUEVANOZ	Travis	78744	MDJ3627	TX	1424
1611	ROBERTO MENDOZA JR SERIAH ASTREA MENDOZA	Williamson	78641	MSD2647	TX	1893
1612	JOE LOUIS HERNANDEZ	Hays	78610	KYV4965	TX	2118
1613	ANTOINETTE MONIQUE CORBIN	Travis	78653	NY7673	TX	2601
1614	DEBBIE L ALEXANDER	Travis	78653	34261DV	TX	2060
1615	JOSE LUIS GONZALEZ MARIA REINA APODACA	Travis	78749	KNP3106	TX	1792
1616	ALEXANDER SCOTT BURNELL ALEXANDRA REBECCA TIMM	NULL	78741	MWV0951	TX	1804
1617	LAURA ELAINE BARRIENTEZ	Travis	78653	NXL9082	TX	2594
1618	KELVIN MITCHELL	Travis	78653	BRK2999	TX	2656
1619	PATRICK DARBY CARTER JORDAN LEE CARTER	Hays	78676	LNJ5737	TX	1744
1620	ERIC A TELLO	Williamson	78634	KGW3305	TX	718
1621	DAVID GERARDO OBREGON-GAMEZ	Travis	78753	NRL9338	TX	2382
1622	CANDRA L WOLCOTT	Travis	78653	FMX6917	TX	1374
1623	ESTRELLA CANTUDAW-SWAHN J. LAMONT PENSON	Travis	78702	PJL1154	TX	2290
1624	RASHARD DAABRIQUE MCCRAY	Travis	78653	MVF2828	TX	2702
1625	KEVIN LANARD HAYWOOD JR	Travis	78745	MKW8123	TX	2124
1626	CRYSTAL MARIE RAMIREZ	Travis	78753	MTY2179	TX	2034
1627	ROGELIO FRANCISCO RUIZ	Williamson	78642	FTF2087	TX	1865
1628	SUZANNE OJEDA	Bastrop	78612	MBC1207	TX	1650
1629	MARIA LENA SANDOVAL CHRISTOPHER LEE SANDOVAL	Bastrop	78602	2DV7439	TX	1938
1630	JAIME DAVILLA	Travis	78753	3RHMS	TX	1942
1631	ASHTON WILLIAMS	Travis	78653	NNM6983	TX	2809
1632	MONICA LEIGH MONTOYA	Travis	78723	MHD1080	TX	1951
1633	ERVEY AMAYA GARCIA	Travis	78617	NGC1537	TX	782
1634	CHANCE EDWARDS	Hays	78640	LXS3723	TX	1049
1635	STACEY SATTERFIELD	Bell	76549	MYS8565	TX	2624
1636	EULALIO S MALDONADO JR	Bastrop	78612	NGS2105	TX	2113
1637	MARILYN FAGAN	Travis	78725	HYV2502	TX	2137



CTRMA Prohibited Vehicles

1638	JAMES MICHAEL SCHNEIDER	Travis	78645	LANDBYR	TX	1468
1639	JOSE SANCHEZ	Travis	78719	LVL8814	TX	1142
1640	V & R CARGO LLC	Travis	78744	R564935	TX	590
1641	ANNETTE RAE MICHO	Williamson	78641	HMH0627	TX	1952
1642	JOSE FELIX GARCIA SANCHEZ	Travis	78617	MNZ7288	TX	1582
1643	HEIDI BRYMER COTTINGHAM	Williamson	78642	NHZ2695	TX	1256
1644	MICHAEL WAYNE HEATON	Williamson	78641	GPP8041	TX	1264
1645	JOHN DAVIS BURTON	Travis	78749	CNP7106	TX	1886
1646	DONALD S FISHER	Smith	75757	JTR4386	TX	1731
1647	PAULINO GARZA III	Travis	78645	KNN4123	TX	1661
1648	JACKSON AUGUSTUS HELLING	Travis	78748	NNL6618	TX	1829
1649	MARGARITA PEREZ TORRES	Bastrop	78621	NWS4094	TX	2930
1650	CHRISTY STARK	Williamson	78641	CTM4121	TX	1827
1651	ADONIS VALLE BRETO	Travis	78728	NYZ3187	TX	2027
1652	TABITHA RAE SMITH	Williamson	78641	LVZ7395	TX	1106
1653	ANDRIA R NICHOLS	Williamson	78681	KSV0753	TX	930
1654	ZACHARY CHASE BELL	Williamson	78613	MTY9539	TX	1329
1655	ALEJANDRO FERNANDEZ	Travis	78754	NGC0699	TX	1626
1656	REBECCA ODUM	Bastrop	78621	CGJ4761	TX	2114
1657	THERESA MARIE SCHWINDT	Williamson	78641	PYB2276	TX	2070
1658	JESSICA BRADING	Travis	78724	MRD0182	TX	1636
1659	RENEE BILLERBECK	Travis	78660	BX21396	TX	1190
1660	RAY NICHOLAS GARCIAZANIN KASSIRI GARCIA	Williamson	78642	PCX8119	TX	1862
1661	ANDREW CHARLES BENSON	Travis	78747	MBL8485	TX	1537
1662	LYNDSEY ANNE KINCER	Williamson	78641	PTH3242	TX	1960
1663	THOMAS JAMES KINGSTON MARTINTHOMAS JAMES MARTIN	Travis	78758	LNK2056	TX	1365
1664	LUIS MIGUEL TREJO HERRERA	Hays	78640	PSJ8737	TX	934
1665	ELIZABETH LILLIAN C GERMANY	Williamson	78641	PPM8812	TX	2130
1666	MATTHEW DALE GRAVESERLINDA SOTECO GRAVES	Williamson	78641	GS97FP	TX	2078
1667	TEXAS CONCRETE RESURFACING	Williamson	78634	GYG7570	TX	1314
1668	GWENDOLYN ANNE GOODLEY	Travis	78724	NKY6220	TX	2342
1669	BRUCE ALEC SOMERSKIMBERLEY DAWN SOMERS	Williamson	78641	NJH1172	TX	1933
1670	DONALD EDWARD THORNE III	Bastrop	78612	PFR6464	TX	2498
1671	TEKEISHA DESHAWN GORDONHERBERT DONNELL CLARK	Travis	78660	LGV1965	TX	1628
1672	ERIN PALMA	Bell	76511	LZR8739	TX	1116
1673	EDWARD LUNA JR	Travis	78653	PZC3272	TX	2430
1674	RICKIE RENAE GARDNER	Travis	78750	NYZ7237	TX	2189
1675	LEONARD VAZQUEZ RAMOS	Williamson	78641	NYL0562	TX	1828
1676	M. DOTSON INVESTMENTS LLC	Travis	78702	NRM8566	TX	2454
1677	KEARA JERRELL MILLERDESMOND GORRER	Travis	78660	PPG6380	TX	2340
1678	SISTA CHRISTINA FABIAN	Travis	78702	RNK6334	TX	2556
1679	BIRGIT C TREFFTZS-LACZKO	NULL	76522	MVD0694	TX	1643



CTRMA Prohibited Vehicles

1680	MORGAN CARRINGTON BURTON	Williamson	78641	PPM7893	TX	1862
1681	ROGELIO BENITEZ	Travis	78752	BG93837	TX	1460
1682	KYLEE CHRISTINE JOYCE RANGEL	Travis	78724	KVL4776	TX	1919
1683	GARRETT ROSS MELUGIN	Williamson	78729	MHJ8257	TX	1604
1684	D ANDRIA ANTOINETTE BROWN	Travis	78725	MYS7164	TX	2085
1685	ROBERT CHRISTOPHER ROBLES II	Williamson	78665	MYS7926	TX	1490
1686	GABRIELA LYNN RIPSFERNANDO ZAPOT MEDRANO	Travis	78653	NXJ1404	TX	2558
1687	CECILIA SERRANO	Travis	78741	NYZ1190	TX	2184
1688	ISIDRO COREA HERNANDEZJEREMIAH ADAM GONZALEZ	Travis	78725	NGB3729	TX	2253
1689	KAITLIN ALEXIS MITCHELLLINDA EPPLER	Williamson	78641	PTH6184	TX	2025
1690	AVERY LYNEER KEEL	Williamson	78664	LXS9729	TX	1062
1691	CRYSTAL RODRIGUEZ	Travis	78741	NXM2376	TX	2173
1692	CAMERON PUMPHREY	Williamson	78665	LBV7162	TX	2337
1693	ESMERALDA SANTAMARIA MIRELESJUVENTINO W SANTAMARIA	Bastrop	78621	LML8350	TX	1766
1694	JOHN LAWRENCE BURKS	Williamson	78641	BG83375	TX	1682
1695	DUSTIN WAY	Smith	75789	LTY8402	TX	1517
1696	KATHY WOODMANSEECHERYL MARIE WOODMANSEE	Williamson	78681	MCX6423	TX	1170
1697	NATALIE LYNN SWARINGAM	Williamson	78641	PGF6952	TX	1914
1698	JAY MICHAEL GEORGE	Travis	78759	LVY3409	TX	1814
1699	CHRISTOPHER M AROCHA JRALEXIA MONIC RAMIREZ	Travis	78721	RCN5989	TX	2545
1700	YURI M GRAND	Travis	78660	LHF4722	TX	2061
1701	MICHAEL RYAN MUMPHORD	Travis	78660	NTV0581	TX	1935
1702	TERRELL LADARYEN JOHNSON	Travis	78653	NKY0765	TX	2305
1703	DANIEL MARTINEZ	Travis	78750	LDD1240	TX	1162
1704	NORA ANN POUCH	Williamson	76574	LMP7037	TX	806
1705	ASHLEY MONIQUE CLARK	Travis	78653	NFK1993	TX	2209
1706	ANTHONY WAYNE ESTERS JR	Williamson	78642	DV73590	TX	1997
1707	JAMES M BOLINGERMELANIE BOLINGER	Williamson	78641	20211DV	TX	1290
1708	ANDREW MICHAEL GARLINGHOUSE	Travis	78724	NHB2334	TX	1760
1709	MOLLY GLYNNIS MALONEJAMEN PAUL SIMPSON	Williamson	78613	KNN6718	TX	2002
1710	SHAMINA NICHELLE WRIGHT	Williamson	78613	LBG9187	TX	1175
1711	CLAUDIA MARIA BRISENO	Williamson	78641	KSD5423	TX	1552
1712	JANICIA RENE MOLINA	Travis	78724	PJL1157	TX	2205
1713	ELIZABETH KAYE STONE	Bexar	78218	MZS0604	TX	1550
1714	CHARLES B MYERS JR	Burnet	78605	CWC9581	TX	1136
1715	CHARISMA TAFOR VANBOEKHOUT	Bastrop	78621	MYB7837	TX	2048
1716	MORGAN LYNN AMBURN	Williamson	78613	NXN1526	TX	1667
1717	MARKISHA DENAE GRAHAM	Travis	78617	NXL5684	TX	2188
1718	KENNETH GRAY CROUCH	Tom Green	76906	HPW7344	TX	1375
1719	ROMEL DESHAWN DEMPSELIZABETH S DEMPS	Travis	78653	MYS1613	TX	2099
1720	BREEANA MARGARITA RANGEL	Bastrop	78621	PLP8532	TX	2623
1721	JULIO MOLINA	Travis	78617	KVM7692	TX	1492



CTRMA Prohibited Vehicles

1722	DIANE MARIE BURKE	Williamson	78641	MCX8565	TX	1405
1723	MITCHELL KINTE HOOD	Travis	78761	MSF1865	TX	1888
1724	VINCE BUCHTA	Falls	76661	CA10672	TX	2192
1725	ADRIAN JAVIER ROSALES	Williamson	78641	NHY4603	TX	1807
1726	ERIKA JANE MILTON KOTWITZ	Travis	78748	HNZ3928	TX	1292
1727	BRENDA CASTELLON	Travis	78653	NKZ4017	TX	2322
1728	DARYL GLYNN THOMAS	Travis	78723	MXP5121	TX	1754
1729	VALICE ANNE CARTWRIGHT	Travis	78760	KJD1899	TX	2326
1730	KHANH TRUONG NGUYENSAM GARRETT STANDLEY	Travis	78752	MXP8942	TX	1609
1731	MYA ALISE CHAVEZMARQUAN TRESAIL HAMPSTON	Williamson	78613	MYS9057	TX	1700
1732	FISHER CRITICAL SERVICES	Williamson	78628	PGF8086	TX	1836
1733	SAMSON OLAYINKA ROTIMIZAKEIA JATE ALLEN	Travis	78747	NTY6372	TX	1801
1734	COLBY FRANKS	Lee	78942	MNP5408	TX	2089
1735	VICTORIA DURAN ARIAS	Travis	78741	NCJ6375	TX	2561
1736	MATTHEW EDWARD BARTLETT	Travis	78749	LGX3783	TX	1642
1737	ROBERT COLORBLAST BLUESTEIN	Hays	78610	FLH3483	TX	1515
1738	JOSHUA J CONFERCAROLYN MARIE CONFER	Williamson	78626	2DV3879	TX	1442
1739	ADRIANA CORTEZ	Bastrop	78621	LSB3111	TX	895
1740	JERRY DON THIGPEN JRLAANDREA MITCHELL THIGPEN	Travis	78725	LJZ0315	TX	1684
1741	FELICIA K MCDOWELL	Bastrop	78621	MGN4619	TX	2114
1742	PHYLLIS RENEE PATTON	Bell	76541	MGP4186	TX	1811
1743	DANNY GORRERDEZHIA JANET GORRER	Travis	78660	LXX3502	TX	1388
1744	VANESSA RAMIREZ	Travis	78617	MNZ5093	TX	2398
1745	ANNA MARIE ALCALA	Bastrop	78602	GFK3889	TX	1615
1746	CODY L SMITH	Williamson	78641	BLG4257	TX	1288
1747	ASHLEY RENAE DYER	Williamson	78641	LMP4528	TX	1147
1748	WALTER ANTOINE HOLMES	Williamson	78641	LNK4491	TX	1229
1749	EG TRUCKING LLC	Travis	78759	NRY3893	TX	977
1750	CHARITY RENEE STEVENS	Williamson	78626	LMP6953	TX	1376
1751	BRANDI RENEE CRANEY	Travis	78758	PSM1512	TX	2055
1752	FELIPE LEYVA FLORENTINO	Travis	78745	KVM4281	TX	1799
1753	LISA ALVAREZ	Travis	78754	NLV5015	TX	2614
1754	FELIX ANTONIO RAMIREZ CEDILLOFATIMA JAZMIN AVILES CRISTALES	Caldwell	78616	HXG5799	TX	1114
1755	DANTE OLIVER	Travis	78741	GYB6782	TX	2126
1756	SCOTT RYAN GORDON	Henderson	75756	MVV4967	TX	1127
1757	MICHELLE ANSCHUTZ	Burnet	78611	KSC7704	TX	1797
1758	KEVIN JOSEPH HAGEDORN	Hays	78640	MCH6352	TX	2239
1759	DIANA MARIA CUERO	Travis	78747	GLZ9591	TX	1009
1760	MARY JENNIFER WILCOX	Travis	78660	PKZ4654	TX	2292
1761	GRADY BURNETT VICKERS III	Travis	78653	PTN4122	TX	2569
1762	MELISSA ANN AYALA	Travis	78744	MTD1497	TX	2441
1763	STEPHEN ALEXANDER FERGUSON	Travis	78744	61180DV	TX	1136



CTRMA Prohibited Vehicles

1764	JOYCE MCCALL	Williamson	78729	HBC4710	TX	1134
1765	RUDY ANTHONY TORRES JR	Travis	78744	LNJ8152	TX	1444
1766	STEPHANIE GUZMAN	Hays	78640	HZL1945	TX	1204
1767	NOLBERTO MENDOZA-VENCES	Travis	78721	MMZ0828	TX	1778
1768	JACOB HARDIN	Coryell	76522	LHK8166	TX	1163
1769	JALIN TYRUS FREEMAN	Travis	78741	PFR4302	TX	2279
1770	PAUL EDWARD TRIPLETT	Tarrant	76012	MRV4961	TX	1743
1771	JASON SAVELL	Wood	75773	BZD5809	TX	1541
1772	JOSE RAFAEL REYES	Travis	78660	KJD3378	TX	1801
1773	PAMELA W MILLIGAN	Travis	78721	PJL6113	TX	2567
1774	JESMY PORTILLO	Travis	78758	JWH3254	TX	2066
1775	VALENA LARRINESHA GATLIN	Williamson	78717	PSK9412	TX	1855
1776	BREANA JAYREE TRYON	Williamson	78613	HKS9135	TX	850
1777	TIFFANY LESETTE SHAW	Travis	78744	LXF4190	TX	2395
1778	DANIA MARGARITA RODRIGUEZ	NULL	78654	MRG4511	TX	1451
1779	DEANDRE LAMONT HALL	Bastrop	78621	MXP5911	TX	1964
1780	JENNIFER TUTTLE AMAYA	Hays	78610	BJN1992	TX	1090
1781	MATTHEW WYNN CLAXTON	Williamson	78641	MLP5609	TX	1501
1782	AARON MARSHALL GIBBS	Bastrop	78602	PSL2308	TX	2197
1783	ELISA MARIA RODRIGUEZ	Hays	78640	MKX0153	TX	1310
1784	MEGAN NICOLE BUIE	Williamson	78641	KVL9960	TX	1351
1785	GRACE SONIA BURBY	Hays	78640	GBC8263	TX	1061
1786	EMETERIO AMAYA III	NULL	78684	80400DV	TX	604
1787	CORBY HICKS	Travis	78734	NLJ1789	TX	1532
1788	LYNDSAY MARIE HANESROWAN MARIE TUCKNER	Williamson	78641	PMW0662	TX	1940
1789	ARMANDO C ONTIVEROS RANGEL	Travis	78758	JWH7887	TX	1536
1790	CLINT GARNER SMITHKELSEY ANN SMITH	Williamson	78642	MYR8747	TX	1570
1791	JOSH HALE	Williamson	78641	DV47168	TX	1077
1792	THERESA ANN BAILEY	Travis	78728	KDT9305	TX	1787
1793	DELILAH ROSE PEREZ	Travis	78653	HYS7842	TX	1580
1794	EMILY NICOLE FERNANDEZ	Travis	78752	PSL3935	TX	1853
1795	BRADLEY JAMES VAUGHN	Williamson	78628	NXJ2711	TX	1661
1796	ROBERT ALLEN NICKEL JR	Bastrop	78621	HWC6679	TX	1464
1797	NATASHA MICHELLE WOOD	Lampasas	76853	NRM3006	TX	1673
1798	TIBURCIO LEDESMA JR	Travis	78744	KLG5355	TX	1325
1799	LOUIS LUCASTER LEARY	Williamson	78641	RFP1187	TX	2050
1800	JASON HOFFMAN	Travis	78745	MNZ7930	TX	798
1801	ANDREA RUTH BROWN	Williamson	78641	RCN8276	TX	1919
1802	JUSTIN ELLIOTT CAUDILL	Travis	78725	BCB6500	TX	1578
1803	TITUS CLARK	Lee	78947	JYV6290	TX	1849
1804	ASHLIE VERGARAJORGE G CERDA CASTRO	Bastrop	78621	MWT5433	TX	1456
1805	CAFEDRA MECHELLE LATHON	Travis	78617	PPF5377	TX	1927



CTRMA Prohibited Vehicles

1806	PAULO OLIVARES GUTIERREZ	Bastrop	78612	PYB9579	TX	2090
1807	BRIAN JAMES STREETER DIANE KAY STREETER	Bastrop	78621	MSN6740	TX	1849
1808	WENDY BARNES	Williamson	78641	7RKKF	TX	1426
1809	CHRISTOPHER DANIEL BARNEY	Williamson	78717	MWW3290	TX	862
1810	KENNETH LEROY BENTON JR	Williamson	78664	MMY8643	TX	1478
1811	JAZMIN I RODRIGUEZ SANCHEZ URIEL BENITEZ PONCE	Williamson	78641	NRL3838	TX	1942
1812	JEFFRY LEE JASMAN	Williamson	78641	NHY2105	TX	1410
1813	DAVID ANDREW WITTIG	Travis	78660	LXF5269	TX	1186
1814	ISAIAS PALOMARES LOERASILVIA MATA LOERA	Travis	78719	GKZ8151	TX	1998
1815	DANA RENEE THOMPSON	Williamson	78641	MHC5639	TX	1378
1816	GABRIELA TOLENTINO BAUTISTA	Bastrop	78621	NDR4667	TX	1921
1817	KAREEM ANTHONIO WILLIAMS	Travis	78723	PJL2366	TX	2607
1818	VALERIE MARIE MARTINEZ	Williamson	78664	NFW7747	TX	1664
1819	GEMA ENRIQUEZ SERGIO ENRIQUEZ	Caldwell	78616	JBN2484	TX	1516
1820	RAMIRO ADAM TERESA MICHELLE TORRES	Williamson	78613	NPF2041	TX	1359
1821	CHARLES THOMAS THORSON	Bastrop	78621	NXL8678	TX	2444
1822	REGINA MARIE RAMOS	Hays	78610	MKW5601	TX	1551
1823	MARTIN JAVIER MALDONADO	Williamson	78641	JVH0531	TX	1402
1824	ANITA RUTH MARSHALL	Williamson	78664	LRR0466	TX	1684
1825	CHRISTOPHER BRENT OATMAN	Williamson	78641	NGC2954	TX	1817
1826	MO241 INC	Harris	77401	PYW9341	TX	1975
1827	KATHLEEN NICOLE NETTLETON	Bastrop	78602	JHS9931	TX	1280
1828	FRANCISCO VICTOR RODRIGUEZ LORRAINE CAMACHO RODRIGUEZ	Travis	78660	LMJ5905	TX	1674
1829	CODY ALBRECHT	Williamson	78641	LNW3087	TX	1549
1830	KAREN LYNN NAIL	Williamson	78641	NHY0697	TX	1489
1831	ISAAC EMILIO JUAREZ	NULL	78612	NCD9204	TX	1699
1832	ROBERT LEE MORLOK JR	Travis	78702	NVG2871	TX	1894
1833	TAMEKA DION MAYS MARKETH ANTWON BISCOE II	Williamson	78641	NRL3944	TX	1696
1834	CHOCOLET YVETTE GRIFFIN	Williamson	78613	LXG1997	TX	1401
1835	DAVID SOTO	Williamson	78641	PTR5233	TX	1784
1836	SIDIA JANETH DIAZ RAMIREZ	Travis	78724	MTX4118	TX	962
1837	AUSTIN BROOKS ANDERSON	Lampasas	76550	MCF4790	TX	1410
1838	SUSIE MARIE NUNEZ	Hays	78610	LDY8886	TX	1625
1839	RODRIGO ROBLEDO -MARTINEZ EDUARDO ISAI ROBLEDO	Bastrop	78612	JDJ3837	TX	1544
1840	KEITH EVAN MCMURREY	Bexar	78228	GBG8693	TX	1829
1841	JESSICA MARIE HAROS	Travis	78660	MNZ1720	TX	1810
1842	JACOB ALLAN FRANKEL	Hays	78640	LNJ5689	TX	1946
1843	ROSARY ANN ARELLANO	Travis	78617	MNF8261	TX	1528
1844	MARCOS RYAN LOPEZ	Bastrop	78621	MDH5511	TX	2047
1845	JOSE FIDENCIO CASTILLO SANCHEZ	Travis	78617	MHB8925	TX	1483
1846	CRYSTAL NICHOLE BROWN	Travis	78725	KXD4026	TX	1689
1847	BRANDON KEITH COLEMAN	Travis	78723	LRJ7029	TX	1351



CTRMA Prohibited Vehicles

1848	JIMMY DON JAMES	Williamson	78641	PPM9270	TX	1662
1849	TRAVIS M BURNS	Williamson	78613	GR15GD	TX	1880
1850	ANA LAURA DIAZ DIAZ	Travis	78744	MSF0230	TX	1310
1851	LAKISHA JONES	Travis	78653	PTN2956	TX	1416
1852	CELENE ARLETTE CELESTE HAROS	El Paso	79936	PBS1601	TX	1538
1853	DAVID LAMONT SCHULER	Travis	78724	PVZ4976	TX	1682
1854	JAMI MARIE WILLIAMS	Travis	78753	PLX3130	TX	1514
1855	KRISTI KAY WILT	Wood	75773	JYY7242	TX	854
1856	MARCO ANTONIO IRETA	Travis	78617	NNM1223	TX	1150
1857	ANTONIO ALVAREZ JR	Williamson	76530	KLG0587	TX	378
1858	STEPHEN S MELENDREZ	Travis	78731	DCY4619	TX	785
1859	ASHLEY NICOLE LAKEY	Travis	78753	NDP0159	TX	1174
1860	KARA RENEE SCHERFF	Williamson	78717	NGC1702	TX	942
1861	STEVEN KYLE GANTT	Travis	78704	MLX9657	TX	1142
1862	EDWARD TREJO	Williamson	78613	PTR5620	TX	1143
1863	KAYLIE ANN WISDOM	Hamilton	76531	LXG0588	TX	744
1864	VICTOR TORRES VAZQUEZROCIO MORALES TORRES	Travis	78741	MHC0101	TX	895
1865	ROBIN ARIEL LINDEMAN	Williamson	78665	NNL7462	TX	1131
1866	JUNIOR JAIR MERAZ PENAYAJAIRA E.OCHOA HERNANDEZ	Travis	78723	PLW8198	TX	738
1867	GABRIEL FRAMING LLC	Bastrop	78612	GNB5457	TX	1324
1868	FABIAN REYNA	Travis	78758	MKV5008	TX	988
1869	TONYA MELISSA VILLALOBOSJENNA ELIZABETH FECKER	Travis	78734	MYS3618	TX	1115
1870	MARCIA ANAVITARTE JORDAN	Travis	78725	KTL2772	TX	1198
1871	CLARENCE EDWARD BAILEY	Travis	78725	JJD8839	TX	1312
1872	ORLANDO GUITRON	Williamson	78664	GYS4599	TX	827
1873	ALAN GENE EDMISTON	Travis	78724	MKW1063	TX	1262
1874	TIJUANA BRYAN ERVIN	Travis	78653	RDZ5829	TX	1896
1875	SHANNA NICHOL SEWELL	Travis	78617	MSD5901	TX	1087
1876	LAURA EUNICE SANCHEZ	Bastrop	78621	PPM4797	TX	1684
1877	STEPHEN MITCHELL BUCKINGHAM	Bastrop	78602	KBY9827	TX	1141
1878	VANDA QUISHAE EWERS	Travis	78723	KBZ0177	TX	1137
1879	MARCELINO RODRIGUEZ III	Caldwell	78644	LMH4613	TX	618
1880	NIRA OCAMPO LOPEZ	Hays	78640	LGV0397	TX	836
1881	ABRAN MEDRANO ROMERO	Travis	78660	MRZ1106	TX	1314
1882	LUIS G ZAMORA ROSALES ENEDELIA ZAMORA	Hidalgo	78542	RNL3868	TX	131
1883	BRADLY WAYNE COCHRAN	Williamson	78664	RNL4702	TX	179
1884	RAUL SEGOVIA	Williamson	78729	RKC8586	TX	614
1885	MIGUEL SALDIVAR RAMIREZ	Williamson	78634	RKC9142	TX	201
1886	SHAWONE TWILENE PRICE	Williamson	76537	RKC9660	TX	137
1887	ANDREW BURBACK SPENCER BURBACK	Travis	78660	RKC9855	TX	105
1888	JOSE MANUEL LEDESMA	Hays	78610	RKD6395	TX	162
1889	JESSE SALGADO MARCOS ANTONIO PINEDA TROCHEZ	Williamson	78681	RKG9870	TX	218



CTRMA Prohibited Vehicles

1890	CHRISTOPHER HERNANDEZ	Travis	78617	RKH8263	TX	201
1891	JAKE RYAN JOSEPH HUBENAK	Williamson	76537	RKK4320	TX	149
1892	GESER EDEVIR HENRIQUEZ-MELGAR	Travis	78745	RKK5400	TX	163
1893	VENITT PEREZ	Travis	78726	RKK6725	TX	358
1894	ARTHUR EDWARD ALDRIDGE JR	Travis	78744	RKN2405	TX	271
1895	CARL C PATTON	Montgomery	77365	RKN7750	TX	109
1896	SUSANO MELQUIADES G ESCOBAR	Bastrop	78612	RKP1584	TX	181
1897	PETER JEFFREY SCOTT ALICIA MELENDEZ SCOTT	Brazos	77807	RKT0863	TX	202
1898	CODY DIRK CAVANAUGH	Coleman	76834	RKT5241	TX	173
1899	MICHELE L KELLEY	Guadalupe	78155	RKV2080	TX	141
1900	DAJON LAJUAN KING	Brazoria	77566	RKV7066	TX	219
1901	ROBERT ALLAN KING	Collin	75070	RKV9862	TX	110
1902	CHRISTINE LOUISE SANFORD	Burnet	78605	RKW1935	TX	882
1903	NICHOLAS JOSEPH BYERS II	Travis	78660	RKW9908	TX	265
1904	KATIE MARIE NUCKOLES	Travis	78744	RKW9931	TX	186
1905	BRADEN PRICE KENNETH MCCRUMMEN	Williamson	78641	RKX8448	TX	448
1906	FLOWMAGIN	Travis	78702	RKY5957	TX	275
1907	AARON CHAUN SCHRANDT	Hays	78610	RKY7327	TX	155
1908	CELINA LEE CISNEROS	Travis	78754	RKZ1489	TX	125
1909	ERICH A HOTHEM	NULL	85268	RLA00M	AZ	640
1910	SHAWNNA SEAVEY COLLINS	Burnet	78611	RLB6428	TX	158
1911	ANGELA JEAN DELEON JERA ANN TRUITT	Travis	78645	RLB6844	TX	323
1912	HAROLD'S USED CARS & PARTS	Burnet	78608	RLB6855	TX	132
1913	VON BRIAN HAMPTON	Guadalupe	78155	RLC5323	TX	429
1914	ALICIA ISABEL CAMACHO	Travis	78741	RLC5798	TX	227
1915	MERCEDEZ MARIA LARA ERNESTO LERMA	Caldwell	78656	RLC5858	TX	175
1916	ROSEANDY RAMOS	Travis	78744	RLC5962	TX	416
1917	FRANKIN NASARIO IZAGUIRRE CABRERA	Travis	78617	RLD8679	TX	188
1918	ISIDRO JESSE JAMES CARDONA	Hays	78610	RLD8811	TX	483
1919	TIFFANI-AMBER DELACRUZ	Travis	78653	RLD9397	TX	105
1920	BRANDON ROY BOZARTH	Travis	78746	RLD9738	TX	139
1921	BLAKE ADISON HARMER HOPE MICHELLE HARMER	Travis	78749	RLD9973	TX	217
1922	BRADLEY MAYNERD TOWNSEND	Travis	78617	RLF1135	TX	108
1923	JESUS FABIAN MARTINEZ	Travis	78745	RLF1200	TX	143
1924	JUAN REYES	Travis	78744	RLF1442	TX	189
1925	IVAN LEONARDO ANOCETO VEITA	Travis	78731	RLF1802	TX	126
1926	AMANDA RENEE DAVIS	Williamson	78729	RLF1854	TX	199
1927	AURELIO CASTILLO	Travis	78617	RLF1857	TX	185
1928	OMAR TORRES	Travis	78744	RLF2114	TX	335
1929	YARELIS CRESPO RAMIREZ	Travis	78617	RLF2220	TX	192
1930	LUIS ROBERTO MAR GARCIA	Harris	77070	RLF2262	TX	108
1931	SONYA LATRICE BRANCH TORRY LEE STAMPS	Travis	78660	RLF2552	TX	138



CTRMA Prohibited Vehicles

1932	SERGIO JAIMES SIERRA	Travis	78752	RLF2571	TX	130
1933	JANNETE NOLASCO OLIVARES MARCO ANTONIO REYES GARCIA	Travis	78753	RLF2807	TX	1296
1934	ASHTON JAVON FLINT	Travis	78660	RLF3177	TX	123
1935	PETRA TOVAR PEREZ	Travis	78617	RLF3272	TX	651
1936	YONIEL DOMINGUEZ CABRERA	Travis	78753	RLF3365	TX	946
1937	SIGURDUR ASI HANNESSON	Williamson	78641	RLF4136	TX	265
1938	JULIA CELINE ESCALANTE	Travis	78747	RLF4780	TX	217
1939	JUANA MARIA BERCERRA BIANCA MARIE MORALES	Travis	78749	RLF5655	TX	120
1940	MARIE ANGEL TAPIA	Williamson	78613	RLF5705	TX	139
1941	JULIO MUNDO AGUIRRE	Bastrop	78612	RLF5866	TX	130
1942	JUAN CARLOS ALVARADO AGUILAR	Travis	78617	RLF6093	TX	703
1943	DONYEL CATRICE BELL	Travis	78726	RLF6146	TX	112
1944	ARMON MARQUIE WETHERSBY	NULL	78748	RLF6278	TX	184
1945	ADRIAN MICHAEL JANOWSKI	Williamson	78641	RLF6286	TX	574
1946	ARACELY MURO ALEXIS ESTRADA ZUNIGA	Travis	78754	RLF6670	TX	200
1947	LETICIA LEON	Travis	78741	RLF6734	TX	241
1948	KARINA GUAJARDO BROWN	Hays	78640	RLF6744	TX	156
1949	RUBEN ROMERO	Travis	78745	RLF6953	TX	164
1950	JOSE G RODRIGUEZ	Hays	78640	RLF7087	TX	194
1951	HEATHER LYNN REDDICK JONAH JACOB ZUPANC	Travis	78753	RLF7273	TX	120
1952	DUGLAS ANTONIO LOBO ANGELICA MARIA LICONA-SANCHEZ	Milam	76567	RLF9171	TX	494
1953	ELISABETH MCBRIDE BROWN	Williamson	78641	RLF9333	TX	143
1954	ANDRES REYES JR	Travis	78724	RLF9533	TX	169
1955	JONATHAN GARCIA	Travis	78704	RLF9579	TX	230
1956	LONES STAR MTC, INC	Travis	78759	RLG0260	TX	479
1957	LONE STAR MTC, INC	Travis	78759	RLG0261	TX	306
1958	Karen Martinez	Hays	78640	RLG0317	TX	253
1959	CHRISTINE NICOLE RENNER	Williamson	78729	RLG0329	TX	429
1960	JOSE CARLOS GONZALEZ	Travis	78721	RLG1377	TX	231
1961	CHARLES E III/ SEAN W O'BRIEN	Fort Bend	77406	RLG1570	TX	479
1962	DANTE CARLOS VICENTE ANA YELY GARDUNO AGUIRRE	Travis	78753	RLG2218	TX	287
1963	LLOYD CHARLES BURTON JR NICOLE BERNICE BURTON	Travis	78744	RLG3096	TX	246
1964	EUGENE MARTINEZ	Travis	78704	RLG3270	TX	152
1965	CHRISTINA PONCE	Travis	78660	RLG3316	TX	151
1966	LIONEL CEBALLOS	Travis	78653	RLG3322	TX	188
1967	KELSEY VICTORIA VALLEJO	Travis	78747	RLG3368	TX	459
1968	YESICA NUNEZ UGARTE	Travis	78753	RLG3396	TX	397
1969	DEYANIRA RIOJAS ISABEL HUITRON CARDONA	Travis	78744	RLG3502	TX	492
1970	MARIA M ROMERO HERNANDEZ	Caldwell	78616	RLG3902	TX	233
1971	CHRISTIAN OGDEN	Travis	78660	RLG4016	TX	642
1972	KEARA KIEL REESE	Travis	78751	RLG4637	TX	165
1973	MARISELA REYNAGA	Travis	78702	RLG4851	TX	390



CTRMA Prohibited Vehicles

1974	BLAS OTRO CORREA	Fayette	78946	RLG5553	TX	157
1975	JUAN CARLOS MONSISVAIS CERVANT ES	Travis	78745	RLG5828	TX	155
1976	LUCINA AGUILAR	Travis	78724	RLG6338	TX	476
1977	JOSE L LOPEZ	Travis	78727	RLG6756	TX	190
1978	VICTOR HERNANDEZ	Travis	78758	RLG6860	TX	434
1979	JESUS E PORTILLO ALFARO	Travis	78660	RLG7320	TX	232
1980	PATRICK MARCEL THOMAS	Williamson	78613	RLG7593	TX	350
1981	TRAVIS MATTHEW HUCKABAY MARY LOU QUINTANILLA	Travis	78660	RLG9764	TX	132
1982	CESAR LOPEZ-CASTELAN DIEGO ALBERTO LOPEZ SOLORZANO	Travis	78723	RLG9816	TX	285
1983	SARAH KRISTEN COVEY	Travis	78748	RLG9853	TX	173
1984	DAVID DEL ANGEL RESENDIZ	Bexar	78228	RLH1172	TX	113
1985	QUEST UTILITY CONSTRUCTION	Bexar	78109	RLH4951	TX	215
1986	ALEXANDRA SOTOMAYOR	Williamson	78626	RLK2444	TX	173
1987	DANIEL WADE MCCLLENATHAN	Williamson	76574	RLK3031	TX	181
1988	RENE ROSE MCKAY ALEXANDER NEIL MURDOCH MCKAY	Williamson	78641	RLK3377	TX	380
1989	NATHAN ALLAN KINDLE	Williamson	78729	RLK3920	TX	154
1990	JENNIFER LETH TREVIZO	Williamson	78613	RLK4283	TX	502
1991	KJ TRAVELS EXPERIENCE LLC	Bell	76543	RLK4392	TX	686
1992	TANISHA LARAE FRANSIOLI	Williamson	78681	RLK4597	TX	120
1993	FREDDIE GARCIA JR	Travis	78750	RLK4708	TX	130
1994	ALEXANDER NICOLAS OSBORNE BRITTANY SUE OSBORNE	Travis	78660	RLK4946	TX	130
1995	JASON BART FOX	Williamson	78642	RLK4997	TX	138
1996	SYLVIA SANDOVAL	Travis	78660	RLK5422	TX	248
1997	SHAWNA MARIE LUNSFORD	Bastrop	78621	RLK5477	TX	174
1998	AUDREY HAYS	Williamson	78641	RLK6183	TX	131
1999	DALTON JACE BENNIGHT	Williamson	78729	RLK6324	TX	373
2000	AMANDA JO BEARD STEPHEN BARRETT BEARD	Williamson	78642	RLK6352	TX	444
2001	ARNOLDO SANDOVAL	Travis	78704	RLL6252	TX	132
2002	ALEJANDRO ZARATE GARCIA	Travis	78653	RLL6423	TX	304
2003	NILSER GISSEL VALENCIA REYES	Travis	78758	RLL7168	TX	632
2004	FABIAN ALVAREZ DE LOS SANTOS	Williamson	78665	RLL7305	TX	225
2005	ANGELICA MARIA ACOSTA	Williamson	78634	RLN2536	TX	337
2006	ISAAC VAN MARCANTEL DUNG-ANH TH NGUYEN-MARCANTEL	Guadalupe	78155	RLN5231	TX	287
2007	DREW DOUGLAS BOWMAN	Hays	78640	RLP4679	TX	110
2008	CARLISHA MICHELLE WILEY	Travis	78728	RLS9262	TX	184
2009	CHARLES EDWARD HEATH	Travis	78726	RLS9298	TX	451
2010	MARVIN DANIEL ZAVALA	Jefferson	77642	RLW2470	TX	204
2011	MARY JESSIE RAMIREZ	Jim Wells	78332	RLY1404	TX	194
2012	KELSIE RENEE LEWMAN	Dallas	75081	RLZ2608	TX	339
2013	JADON GIVON MYNALS	Williamson	78681	RMD7540	TX	201
2014	JONAH ISAIAH CELEDON GOMEZ	Bastrop	78621	RMF7848	TX	182
2015	WILLIE JEROME LOVEJOY	Williamson	78681	RMF8294	TX	283



CTRMA Prohibited Vehicles

2016	VYRON B MOORE	Bastrop	78621	RMF9033	TX	194
2017	Kayla F Hennen	Bastrop	78957	RMF9133	TX	422
2018	SHARIA INICE BINION	Travis	78724	RMH4251	TX	283
2019	SERAFIN MONDRAGON-AYALA	Travis	78723	RMH4563	TX	194
2020	MARIA GUADALUPE BERMUDEZ SOSA	Travis	78741	RMH5041	TX	107
2021	KEITH AMIER FINNELL	Travis	78759	RMH5951	TX	207
2022	TRACY JO-RENAE STARCK-CARTER	Williamson	78628	RMH7209	TX	244
2023	DAVID AUSTIN SMITH LAUREN KIRSTEN SMITH	Travis	78736	RML0569	TX	184
2024	GERARDO RODRIGUEZ MALVAEZ	Williamson	78642	RML1876	TX	214
2025	MARTHA JIMENEZ	Webb	78045	RML2652	TX	254
2026	WALTER ALEVAREZ MARADIAGA	Kendall	78006	RML5430	TX	105
2027	NOE TIRADO DE LA ROSA	Bexar	78221	RML9980	TX	227
2028	SARA ELIZABETH GONZALEZ ROMERO	Bexar	78203	RMM0128	TX	342
2029	LANCE GRIFFITH	Dallas	75040	RMM0794	TX	163
2030	QWENTREY ISAHIA RAY DENNIS	Kleberg	78363	RMM6843	TX	464
2031	BRIAN ANTHONY UPCHURCH CHRISTY ANN UPCHURCH	Johnson	76028	RMM9455	TX	166
2032	ASHLEY KRISTEN SCHOENFELDT	Williamson	78642	RMN5226	TX	765
2033	ANGIE LIZETH FIGUEROA	Travis	78754	RMN5368	TX	131
2034	TARESSA MONEE STEEN	Travis	78758	RMN6637	TX	150
2035	KENNETH ALFORD HARRISON	Williamson	78613	RMN7238	TX	147
2036	HUGO ENRIQUE RANGEL CASTILLO	Williamson	78613	RMN7551	TX	123
2037	HOLLIE DANIELLE MAYFIELD AUGUST ALLEN EACHO JR	Gonzales	78959	RMR1319	TX	236
2038	ANGELICA MICHELLE MENDOZA	Hays	78640	RMR4219	TX	170
2039	MARIA JOSE ANZOLA	Harris	77449	RMV4228	TX	278
2040	GERRON LAVONE RANDLE SR	Fort Bend	77053	RMX7888	TX	252
2041	SASHA LATOI BAKER	Travis	78660	RMZ2879	TX	225
2042	ZACHARY THOMAS STONE	Williamson	78681	RNC8425	TX	188
2043	SAMUEL JACOB GUTIERREZ	Lee	78942	RNF2045	TX	127
2044	SRINATH TALLA	Williamson	78628	RNG0895	TX	416
2045	ALEXIS FLORES	Williamson	78641	RNG1287	TX	299
2046	ERIC ALEXANDER THOM	Williamson	78641	RNG1540	TX	223
2047	RENE A GARCIA SUAREZ RUBICELDA JAIMES LOPEZ	Bastrop	78612	RNG1655	TX	220
2048	MARIA ALEJANDRINA QUINTERO YESSENIA ELIZABETH BUNTON	Travis	78744	RNG1841	TX	162
2049	VIRGINIA HALLENBERGE HENDERSON TERRY WAYNE HENDERSON JR	Burnet	78611	RNG1877	TX	135
2050	ERIC SCOTT COLEMAN	Williamson	78634	RNG1932	TX	140
2051	CHANTAL DERRICK	Williamson	76574	RNG2938	TX	145
2052	ABYGAIL NOEL RODRIGUE	Williamson	78717	RNG2953	TX	176
2053	TANISHA RACQUEL FOWLKES JARVIS ANTONIO HESTER	Williamson	78729	RNG3542	TX	477
2054	JARED ORLO MAUCK	Williamson	78642	RNG3583	TX	362
2055	DANIEL RENE NIETO	Williamson	78634	RNG4136	TX	112
2056	CHRISTOPHER CRUZ	Williamson	78641	RNG4142	TX	666
2057	CHRISTINA CARRILLO DAVILA JOSE G DAVILA DOMINGUEZ	Williamson	78626	RNG4280	TX	127



CTRMA Prohibited Vehicles

2058	SHANTEIL DENISE REMBERT	Gonzales	78629	RNG8125	TX	170
2059	JERRYL DARIUS YARBROUGH	Travis	78653	RNJ3400	TX	367
2060	CHRISTOPHER AARON HILLIN KATHRYN ANN HILLIN	Williamson	78626	RNJ3626	TX	247
2061	CAZIEL GRAHAM CLIFT	Travis	78660	RNJ3823	TX	486
2062	JUAN LUIS JULIAN GONZALEZ II KRISTINA MARIEDOMULOT GONZALEZ	Travis	78660	RNJ3832	TX	168
2063	JONESSA LYNN CANTU	Travis	78744	RNJ3975	TX	129
2064	DANIEL JAIMES CASTANEDA	Travis	78744	RNJ4186	TX	303
2065	LUCIANO GARCIA SOLORZANO	Caldwell	78616	RNJ4291	TX	126
2066	OZIEL HERRERA CASTILLO	Bell	76549	RNJ4468	TX	295
2067	JULIAN ADRIAN HERNANDEZ	Travis	78724	RNJ4614	TX	362
2068	ALYSSA SERNA	Travis	78645	RNJ5237	TX	359
2069	YISHMAEL DESHAWN HENDERSON	Williamson	78634	RNJ5852	TX	372
2070	DESTINY ROCHELLE MORRISON	Harris	77040	RNJ6270	TX	347
2071	ROBERT DEANGELO FIELDS LATORIA MONCHELLE FORT	Travis	78728	RNJ7061	TX	106
2072	RENETTA HAYNES WARD	Travis	78728	RNJ7737	TX	228
2073	SHANNON DENISE JONES	Travis	78728	RNJ7893	TX	202
2074	SHELBY ELIZABETH LEWELLEN	Travis	78747	RNJ8085	TX	254
2075	HENRY JOHNS	Travis	78653	RNJ8226	TX	138
2076	NOAH MASON MARSHALL	Hays	78666	RNJ8314	TX	196
2077	TERICK AREXANDER LOVE	Travis	78660	RNJ8588	TX	264
2078	ANA EVELYN CARRILLOS HERNANDEZ	Travis	78753	RNJ8713	TX	226
2079	TIFFANY CLAIRE JACKSON	Travis	78704	RNJ9020	TX	167
2080	MATTHEW RYAN MCDUGALL	Travis	78739	RNJ9610	TX	263
2081	LUIS ALFONSO LOPEZ MERCADO	Travis	78753	RNJ9748	TX	164
2082	AUSTIN LEE WARREN	Williamson	78641	RNJ9858	TX	258
2083	JACQUELINE MARIE GLASCOE	Travis	78725	RNK0058	TX	202
2084	JERIMIAH ALEXANDER OWENS	Williamson	78613	RNK0135	TX	131
2085	STEPHANIE THATCHER	Travis	78728	RNK0203	TX	642
2086	HUGO RODRIGUEZ BECERRA VERONICA MORALES MORALES	Travis	78744	RNK0251	TX	189
2087	ROBERT ACOSTA	Travis	78703	RNK0641	TX	447
2088	LEMAYS VALDEZ MARTINEZ	Travis	78753	RNK0645	TX	219
2089	ALEJANDRO REYGADAS HERNANDEZ	Travis	78745	RNK0817	TX	255
2090	FROILAN MUJICA GARCIA	Travis	78728	RNK0889	TX	905
2091	SANDRA JAIMES MENDOZA JAIME F VALLADOLID RIVERA	Travis	78744	RNK1068	TX	276
2092	ALEJANDRO ELOY DIAZ III NICOLE ANN DIAZ	Travis	78745	RNK1337	TX	135
2093	ROSA ISELA RODRIGUEZ	Hays	78640	RNK1352	TX	121
2094	SHALONDA MICHELE DUNN ANDRE PIERRE ROSS	Travis	78653	RNK1809	TX	255
2095	CESAR YAIR GALINDO	Travis	78741	RNK2034	TX	246
2096	CEDRIC BAKER	Travis	78722	RNK2330	TX	301
2097	ISRAEL CARRILLO	Travis	78748	RNK2338	TX	135
2098	RESHAAD AKEEM MUELLER	Travis	78653	RNK3072	TX	265
2099	KIMBERLYN PAIGE HERNANDEZ	Hays	78666	RNK3265	TX	293



CTRMA Prohibited Vehicles

2100	LESLIE CATHERINE BAKER	Williamson	78641	RNK3482	TX	749
2101	KATHRYN REBEKAH CORPUS	Travis	78748	RNK3539	TX	192
2102	ANGELINA ARMENTA	Travis	78751	RNK3678	TX	386
2103	DIANA ROMERO DONES	Travis	78653	RNK3703	TX	268
2104	LIZETTE BRIANN GARCIA	Travis	78741	RNK3782	TX	299
2105	TORI LYNN MERCER	Travis	78653	RNK3873	TX	110
2106	TANIA E LOPEZ DELGADO ISREAL REYES TORRES	Travis	78753	RNK4033	TX	742
2107	WILLIAM AUGUST GAMEL III ANGELA ANN GAMEL	Travis	78753	RNK4473	TX	426
2108	SUSANA CARBAJAL GUERRERO RAYMOND LEE GUERRERO	Williamson	76574	RNK4499	TX	144
2109	VICTORIA SHERLESA GILCHRIST	Travis	78753	RNK4784	TX	357
2110	MIRNA Y ORELLANA HERNANDEZ	Travis	78741	RNK4903	TX	261
2111	SHANNON MICHELLE WILLIAMS SHAYDREN WILLIAMS	Travis	78660	RNK4929	TX	218
2112	KYLE J CHURCH JOSEPH M CHURCH	Travis	78702	RNK5238	TX	172
2113	AARON JAMES VALDEZ	Williamson	78665	RNK6060	TX	659
2114	HANNAH ARIELLE GUION-RICHARD	Travis	78723	RNK6170	TX	141
2115	SABRINA NICOLE CASEY	Travis	78653	RNK6949	TX	850
2116	SUMMER J TORRES	Williamson	78634	RNK7440	TX	201
2117	TERRI MARJEAN MARTIN HAILEE DAWN BAGE	Williamson	78665	RNK7604	TX	334
2118	PATRICIA RACHEL MOSIER	Travis	78660	RNK7700	TX	177
2119	RACHEL YBARRA GONZALES SERENA MARIE TIJERINA	Travis	78747	RNK7797	TX	185
2120	LAUREN NICOLE LUTTRELL	Williamson	78729	RNK7864	TX	177
2121	FRIDOOON WARDAK	Travis	78704	RNK8200	TX	208
2122	JOAQUIN SANCHEZ HERNANDEZ DANIELA GARCIA DE JESUS	Hays	78640	RNK8344	TX	200
2123	ROBERT A DAVIS	Hays	78610	RNK8732	TX	153
2124	KEVIN ALEXIS CASTILLO	Bastrop	78650	RNK8997	TX	312
2125	VIV DISTRIBUTING LLC, LESSEE	Lubbock	79404	RNL0253	TX	175
2126	LETICIA SOTELO DEOZORIO	Travis	78617	RNL0316	TX	127
2127	LILIAN LOURDES RIVAS REYES	Travis	78741	RNL2183	TX	174
2128	DIRCK GILLAM DIAMOND IRENE GILLAM	Williamson	78628	RNL2655	TX	151
2129	JACOB RYAN KNOCHE	Llano	78639	RNL3570	TX	175
2130	ALYSSA BROOKE BOX	Burnet	78611	RNL3645	TX	147
2131	ROSALIA M MARTINEZ	Jim Wells	78332	DW4L245	TX	394
2132	MARIA LORENA TAVERA VENCES	Travis	78724	DW6Y571	TX	193
2133	LADDA ANN PHOMMAVONG CHANTHONE PHOMMAVONG	Travis	78731	DWC0635	TX	186
2134	FABIENNE SMITH JEFFREY MYERS SMITH	Galveston	77554	DWJ9064	TX	107
2135	FRANK PAUL REYES JR	Hays	78666	DWV3580	TX	252
2136	DIANA B BENITEZ	Hays	78610	DX1L188	TX	250
2137	CHRISTA YOUNG CHOICE	Ector	79761	DX6C087	TX	550
2138	GLORIA NIETO	Bastrop	78621	DXH7521	TX	354
2139	MARIA TRINIDAD SANANIEGO	Harris	77043	DXL3489	TX	302
2140	DAVID NAVARRO RODRIGUEZ	Travis	78617	DXW2196	TX	162
2141	JOAQUIN DELATORRE DBA TRIPLE Y ROOFING LLC	Travis	78617	DXW5878	TX	414



CTRMA Prohibited Vehicles

2142	MATTHEW CHRISTOPHER HENRY	Travis	78704	DYC4436	TX	415
2143	ANDRE DEE CALIXTO JR	Hays	78640	DYT8729	TX	313
2144	DAVID A FLORES	Travis	78652	DYX8724	TX	257
2145	CHRISTELLA FLORES	Hays	78610	DYY0330	TX	209
2146	VALENTIN DE LA CRUZ RODRIGUEZ	Williamson	78642	DYY0962	TX	163
2147	MATTHEW B MORRIS	Travis	78754	DZG8132	TX	257
2148	CHRIS PEARSON	Williamson	78613	DZK6301	TX	128
2149	MICHAEL W BUFORD JR	Guadalupe	78154	E6B7DV	TX	136
2150	LAWRENCE EDWARD KING	Travis	78660	ELREYL	TX	531
2151	MADelyn ESTHER RIVERA	Williamson	76574	FBF6966	TX	168
2152	JOSE LUIS ROJAS HERNANDEZ	Travis	78741	FBF8221	TX	801
2153	JESUS FERNANDO HERNANDEZ	Williamson	78681	FDM0572	TX	182
2154	KIMBERLY JOHNSON	Brazos	77845	FDV8957	TX	194
2155	JESUS JIMENEZ JR YOLANDA RUIZ JIMENEZ	Brazoria	77515	FDV9131	TX	325
2156	CLAYTON LEE HOLSEY	Travis	78704	FFB1493	TX	536
2157	SUSANNE C RODRIGUEZ	Travis	78736	FFH0002	TX	568
2158	EVIN MICHAEL SCHAEFER	Williamson	78613	FFH6760	TX	144
2159	ROYENNA MICHELLE TOWNSEND CRYSTAL JENENE BAILEY	Travis	78745	FFJ0644	TX	165
2160	ANDRE STEPHEN PATTERSON	Travis	78660	FGD1738	TX	295
2161	MARGARITA RODRIGUEZ LOPEZ	Travis	78660	FGX7518	TX	396
2162	BAILEY RIVERA	Travis	78754	FGX7519	TX	144
2163	ARMANDO VERNACOTOLA	Travis	78758	FGY2184	TX	352
2164	SCOTT TERRENCE CUNY	Williamson	78613	FHD2835	TX	174
2165	RODOLFO ISAAC ORELLANA	Bastrop	78602	FIT0DV	TX	378
2166	HUNTER PAUL LAWLESS	Williamson	76537	FJB5049	TX	110
2167	JUSTIN ROBERT LONEY	Travis	78754	FJB5279	TX	360
2168	DEVANIE MONIQUE GOVEA	NULL	79702	FJC0170	TX	184
2169	CELIA FERNANDA CATALAN GUZMAN	Travis	78757	FJC2724	TX	319
2170	PATRICK E MCKINNEY	Williamson	78642	FJD1079	TX	237
2171	ANTHONY SCOTT VAUGHAN	Cass	75656	FJH5785	TX	195
2172	JAMES DURIEL CHAMBERS	Travis	78724	DKL5749	TX	121
2173	JENNIFER RASOR MATTHEW RASOR	Travis	78759	DKV4884	TX	231
2174	MONICA NEESER DE ARAGAO	Travis	78702	DL6D953	TX	195
2175	NANCY ALCALA	Travis	78653	DLG1425	TX	268
2176	PATRICK STEVE CADET	Williamson	78634	DLG5774	TX	329
2177	ROGELIO C LOPEZ	Travis	78753	DLG7700	TX	154
2178	SONIA AVIN VEGA	Travis	78744	DLG8609	TX	245
2179	SERGIO CRUZ	Hays	78610	DLG8747	TX	320
2180	FIDEL G RODRIGUEZ	Travis	78745	DLH0426	TX	123
2181	NICHOLAS ANDREW HOUCK	Fayette	78963	DLK0731	TX	701
2182	MATTHEW RYAN FLEETWOOD	Williamson	78665	DLV0300	TX	706
2183	BENJAMIN DAVID STERLING KRISTA LAURA STERLING	Travis	78750	DM5S489	TX	165



CTRMA Prohibited Vehicles

2184	KELLY FITZSIMMONS	Bastrop	78621	DMS9519	TX	745
2185	KEVIN ANDREW DENTON SHERRI ANN DENTON	Williamson	78642	DN2W166	TX	168
2186	TINA MARIE TEMPLETON	Bastrop	78602	DN2W767	TX	556
2187	JACKSON THOMAS DALY	Travis	78645	DN3F239	TX	183
2188	JENA LYNN ZIEBOL	Williamson	78642	DN3H618	TX	898
2189	MANUELA R CISNEROS	Caldwell	78644	DN4T059	TX	214
2190	ROBIN LEANN SLAGLE	Williamson	78641	DN4W375	TX	168
2191	DOUGLAS JOHN PALMERSHEIM DEBORAH LYNN PALMERSHEIM	Bastrop	78612	DNB7458	TX	138
2192	SIMONA M GUTIERREZ TOBY GUTIERREZ	Bastrop	78612	DNB8664	TX	598
2193	JUN G PARK	Travis	78752	DNC6225	TX	585
2194	TOMMY WALKER	NULL	78653	DNC8739	TX	303
2195	CAROL RUTH NIELSEN	Williamson	78628	DNL5295	TX	277
2196	BERNARDO ESPINOSA EUGENIO ESPINOSA	Williamson	76537	DNL5499	TX	131
2197	JESSE SALDANA	Bexar	78212	DNL6709	TX	589
2198	TAYLOR STANKE	Williamson	78613	DNL7391	TX	137
2199	AUSTIN SALES INC	Travis	78724	DNL9436	TX	403
2200	MONICA COLLAZO	Travis	78731	DNM0303	TX	268
2201	VICTOR HUGO WOOLF	Travis	78744	SJL4622	TX	275
2202	JIMMY MENDEZ	Williamson	78628	SJL4811	TX	190
2203	TARA JO JOHNSON	Williamson	78641	SJL4915	TX	345
2204	STERLING COLT FLANNERY	Travis	78759	SJL4945	TX	487
2205	ROBERT EARL JOHNSON JR	Travis	78724	SJL4994	TX	326
2206	CHAUNDRA SHANTE SMITH	Travis	78653	SJL5357	TX	333
2207	MARK ANTHONY VEGA	Hays	78610	SJL5414	TX	647
2208	VANESSA MONICA RAMIREZ	Williamson	78665	SJL5443	TX	187
2209	MIGUEL LEON SORIA	Travis	78653	SJL5448	TX	369
2210	DEMETRIUS ANDREA MENZIES MARTUQE MENZIES	NULL	31315	SJL5598	GA	415
2211	ALEXANDRA MARIE PEOPLES	Williamson	78641	SJL5678	TX	914
2212	HEIDY MARTINEZ HERNANDEZ	Travis	78753	SJL5851	TX	110
2213	JACOB ROBERT ROMELIO HERNANDEZ	Travis	78747	SJL5874	TX	354
2214	ORLANDO ANTONIO IBANEZ	Williamson	76574	SJL5897	TX	274
2215	MITCHELL RYAN PRICE	Travis	78660	SJL5959	TX	390
2216	JAMES ANTHONY RIOS	Hays	78610	SJL6007	TX	517
2217	JACQUELINE TROPEL KIRKWOOD ANTHONY JOSEPH KIRKWOOD	Williamson	78641	SJL6015	TX	684
2218	JOSE MANUEL MARTINEZ II	Travis	78723	SJL6024	TX	257
2219	ALEX MARTINEZ MONDRAGON	Travis	78724	SJL6052	TX	788
2220	NATALEE ROSE RODRIGUEZ	Bastrop	78602	SJL6170	TX	466
2221	SIMEON GIRMA TITO	Travis	78741	SJL6248	TX	475
2222	GILBERT ANTHONY BENAVIDES	Travis	78741	SJL6315	TX	183
2223	SAMANTHA GONZALEZ-ANACLETO ELIZABETH ANACLETO ALVARADO	Travis	78758	SJL6339	TX	801
2224	LORENZO JEFFERY CONTRERAS	NULL	78660	SJL6368	TX	380
2225	JOVANY CACERES VASQUEZ	Travis	78752	SJL6397	TX	150



CTRMA Prohibited Vehicles

2226	QUINTASIA MONEA HOUSTON DANIELLE TREENEE CLARK	Travis	78721	SJL6403	TX	751
2227	GUADALUPE R ROBLEDO	Travis	78745	SJL6668	TX	202
2228	TANYA MARIE ROBLEDO	Travis	78617	SJL6684	TX	283
2229	MELISSA LEE HESTER DOUGLAS CHAD HESTER	Williamson	78613	SJL6703	TX	244
2230	RIGOBERTO ZAVALA SERAFIN	Bastrop	78612	SJL6739	TX	199
2231	BENJAMIN MARCUS WOODS	Williamson	78641	SJL6909	TX	107
2232	ISAIAS GONZALEZ MONTES	Travis	78724	SJL7131	TX	1536
2233	JAYRIKA MARIE CERDA	Travis	78744	SJL7147	TX	860
2234	CONNIE GOMEZ BERGARA RAY ANTHONY BERGARA	Travis	78617	SJL7247	TX	186
2235	KATRINA REY LUCERO	Williamson	78642	SJL7368	TX	505
2236	JOANNE BECK	Williamson	78717	SJL7421	TX	210
2237	JULIA GARCIA LOMELI	Travis	78744	SJL7506	TX	109
2238	LETICIA GUZMAN LUZ MARIA GUZMAN JIMENEZ	Travis	78725	SJL7562	TX	241
2239	JEROME D TONEY	Travis	78745	SJL7571	TX	283
2240	MARK ANTHONY ORTIZ	Travis	78744	SJL7582	TX	253
2241	YOSSELYN ABIDAIL MARADIAGA SANDRES	Travis	78744	SJL7589	TX	222
2242	DANIELLE ANN HYDER	Travis	78653	SJL7609	TX	143
2243	LONE STAR LAND DEMOLITION & SERVICES LLC	Williamson	78642	SJL7630	TX	498
2244	EDWIN RODRIGUEZ MORDOUCHE	Travis	78745	SJL7650	TX	307
2245	JURNEE CAMPBELL	Williamson	78664	SJL7757	TX	477
2246	MATIN ESPINOZA SANCHEZ RACHEL ESPINOSA	Travis	78617	SJL7912	TX	224
2247	LORETTA MITCHELL CLAY	Travis	78745	SJL8182	TX	164
2248	ALEXA ESTELLA GARCIA	Hays	78640	SJL8205	TX	151
2249	DOMINIQUE JANELL CUNNINGHAM	Travis	78617	SJL8218	TX	371
2250	TAYLOR N BALDIVIA	Travis	78723	SJL8227	TX	306
2251	ROBERT L ALEXANDER	Travis	78753	SJL8240	TX	193
2252	JESSICA CASTILLO ARTURO SANCHEZ ZAVALA	Travis	78617	SJL8257	TX	281
2253	HOPIS HOPKINS	Travis	78723	SJL8263	TX	252
2254	TANISHA NICOLE NASH	Travis	78660	SJL8287	TX	287
2255	MARIO ALEJANDRO TORRES	Hays	78640	SJL8293	TX	480
2256	MARQUEL ANDRE LOGGINS	Travis	78757	SJL8313	TX	268
2257	ROBERT WILLIAM HAYNES	Travis	78744	SJL8322	TX	275
2258	ADAN MIRANDA SALINAS	Travis	78653	SJL8423	TX	135
2259	JENNIFER PHELPS	Hays	78620	SJL8454	TX	143
2260	KALISTA LYNN BRUMBAUGH	Williamson	78641	SJL8563	TX	251
2261	ISAAC LOPEZ-PANTOJA	Travis	78724	SJL8871	TX	119
2262	SENER LEE HENRY IV	Travis	78759	SJL8879	TX	209
2263	JOSHUA CISNEROS	Travis	78660	SJL8887	TX	412
2264	ALEXIS NICOLE HUNTER	Travis	78660	SJL8983	TX	401
2265	HALEY ESTHER MADDOX	Comal	78133	SJL9131	TX	265
2266	CHAUNDRA KATRICE BROWN	Travis	78653	SJL9134	TX	219
2267	DAVID MALCOLM FAJARDO DELANEY NICOLE GUY	Travis	78745	SJL9173	TX	517



CTRMA Prohibited Vehicles

2268	ALEJANDRO CESAR VOGT	Travis	78752	SJL9226	TX	448
2269	BRANDI DONN BRAMLETT	Williamson	78613	SJL9239	TX	382
2270	RYNE DUERIGAN KIRCHBERG	Travis	78724	SJL9287	TX	759
2271	VALERIE LAVONNE HOWARD	Travis	78753	SJL9335	TX	1165
2272	CRYSTAL NICOLE RODRIGUEZ	Hays	78640	SJL9448	TX	159
2273	JUDY SHOLTS SCHMITZ	Bastrop	78602	SJL9504	TX	247
2274	ZACHARY STEVEN BERGSTROM	Bell	76502	SJL9768	TX	592
2275	RALPH KYUNG EKAKIADIS	Travis	78617	SJL9781	TX	103
2276	MARTIN OWEN HUNTER	Travis	78739	SJL9793	TX	1208
2277	TONY DARNELL ROBERTS	Travis	78754	SJL9834	TX	240
2278	FRANCISCO JAVIER JAIMES	Bastrop	78612	SJL9862	TX	580
2279	AHMAD TALEBPOUR RACHEL ANN TALEBPOUR	Travis	78744	SJL9933	TX	306
2280	RAQUEL DENISE STEPHENS	Travis	78653	SJL9981	TX	281
2281	NATALIE CARISA CANNON-SCOTT	Williamson	78634	SJM0011	TX	241
2282	CRISTIAN W GARCIA CHEVEZ ARACELI SANDOVAL LOPEZ	Travis	78725	SJM0078	TX	275
2283	CATHERINE ZINK GONZALES DOMINIC LAWRENCE GONZALES	Hays	78610	SJM0419	TX	493
2284	JESSICA ANN HUTTO	Travis	78748	SJM0435	TX	259
2285	DMM DRILLING INC	Harris	77029	SJM0494	TX	444
2286	JESSE BANDA	Bastrop	78621	SJM4737	TX	351
2287	DONALD LAWRENCE ALLMAN	Williamson	78642	SJN6210	TX	205
2288	EASY MIX CONCRETE SERVICES LLC	Taylor	79606	SJN7873	TX	378
2289	DEIJZHA EBONEE POWELL ANNIE MARIE NEAL	Bastrop	78621	SJN8619	TX	175
2290	KIZZY K GREEN	Williamson	78634	SJN8682	TX	153
2291	CRUZ MACIAS JR	Travis	78745	SJN8683	TX	583
2292	MARISSA DANIELLE FORBES	Williamson	78641	SJN8774	TX	705
2293	FERNANDO RIVERA MARTINEZ	Williamson	78641	SJN9022	TX	271
2294	CODY LEENOLAN COONER	Bastrop	78621	SJN9073	TX	199
2295	DOLORES SERRATO	Williamson	78641	SJN9226	TX	352
2296	WALTER ROBERT RICE JR	Williamson	78641	SJN9504	TX	226
2297	LEVI COMMUNICATIONS	Burnet	78654	SJN9885	TX	148
2298	GABRIELLA NICOLE YBARRA JUANITA ALFARO MARTINEZ	Caldwell	78644	SJP6099	TX	261
2299	LYNN RAY GARRISON	Williamson	78665	SJR2938	TX	381
2300	ADAM EL ABDALLAOUI	Travis	78660	SJR9509	TX	172
2301	KAITLIN LIANNE SHARPE	Williamson	78626	SJR9548	TX	136
2302	CLAYTON JOSEPH BARNETT	Travis	78723	SJR9803	TX	506
2303	DERRICK MORROW	Williamson	78634	SJR9941	TX	314
2304	MIGUEL ISAAC RAMIREZ	Travis	78758	SJR9960	TX	183
2305	CARMEN ROCHA JERELL CANNON	Williamson	78641	SJS0127	TX	138
2306	SUZANNE MARIE GOULD ROSENBAUM SYDNEY VICTORIA MARTENS	Taylor	79602	SJS0146	TX	142
2307	JUDY LAINE CAGE-MITCHELL	Bastrop	78621	SJS0164	TX	185
2308	RAMIE BROOKE WHITE	Burnet	78605	SJS0195	TX	549
2309	NICKOLAS PAUL FRENCH	Williamson	76574	SJS0215	TX	417



CTRMA Prohibited Vehicles

2310	JESSICA AYDEE MALAVE MICHAEL JOSEPH MALAVE PEREZ	Travis	78750	SJS0811	TX	861
2311	TYREE ANTWAIN GOODNER	Travis	78734	SJS0817	TX	309
2312	DWAYNE ELLIOTT WALKER	Travis	78653	SJS0823	TX	271
2313	RESTAURANT BOX COMPANY LLC ELVA MARITZA VAZQUEZ GUTIERREZ	Williamson	78634	SJS0836	TX	383
2314	LINDSEY RENE HOLYBEE	Williamson	78613	SJS1090	TX	331
2315	SHAWNQUESE LESHAY JOYNER	Travis	78660	SJS1097	TX	251
2316	JENNIFER LYNN PARKER	Travis	78754	SJS1134	TX	371
2317	JAVIER MAGALLANES	Williamson	78641	SJS1540	TX	199
2318	DAVID LEE SPRINKLE THERESA CASTILO SPRINKLE	Travis	78660	SJS1730	TX	202
2319	KYLE ALLEN VANBUREN AMANDA C VANBUREN-GOWEN	Travis	78758	SJS1736	TX	473
2320	MARTHA CANTU MATOS	Bastrop	78621	SJS1817	TX	201
2321	TOMAS MARROQUIN JR	Williamson	78641	SJS1999	TX	443
2322	RICHARD STERLING	Travis	78724	SJS2070	TX	219
2323	CHRISTOPHER DAVIS	Travis	78741	SJS2546	TX	321
2324	DULCE CRYSTAL TORRES	Williamson	78628	SJS2551	TX	262
2325	DILLEN DURBIN RICH	Travis	78645	SJS2912	TX	405
2326	RAENIECE ALEXANDREA HERNANDEZ ISAAC ALONZO GARCIA	Williamson	78664	SJS3241	TX	234
2327	JOSHUA DAVID PARKER	Travis	78645	SJS3358	TX	223
2328	ASHLEY RENEE COULTER	Williamson	76578	SJS3402	TX	319
2329	ALEJANDRO CORPUS	Travis	78758	SJS3426	TX	189
2330	ABIGAIL JANA E CAMACHO	Travis	78721	SJS3429	TX	382
2331	TAYLAR RENEE CORDELL	Travis	78754	SJS3478	TX	626
2332	SEAN MARTIN LEWIS	Caldwell	78644	SJS4338	TX	268
2333	OSVALDO EFREN DOMINQUEZ TORRES	Travis	78753	SJS6133	TX	405
2334	XAVIER JOVON COBBS ARIEL LASHUNCEY SCALES	Guadalupe	78155	SJS8231	TX	514
2335	CARL RICHARD GALLAGHER AMBER MARIE CHATELAIN	Caldwell	78644	SJT0530	TX	280
2336	JUSTIN REGGIE COOPER	Bexar	78233	SJT0747	TX	104
2337	CARSON JAMES COCKRELL	Travis	78757	SJT2042	TX	246
2338	JUAN CAMACHO	Bexar	78238	SJT2264	TX	130
2339	NATHANEL LEE WILLIAMS	Williamson	76537	SJT8129	TX	252
2340	STRATEGIC SECURITY SERVICES TX LLC	Williamson	78613	SJV0433	TX	174
2341	JACOB GENESIS SALAZAR JACQUELINE NICHOLE GARFIAS	Bexar	78254	SJW1367	TX	399
2342	DANNY LUNA HERNANDEZ	Bexar	78227	SJW1970	TX	211
2343	CAPRISHA DENE KELLY	Bell	76543	SJW5440	TX	198
2344	BLANCA ARREDONDO MARES ROBERT JOE MARES	Bell	76504	SJW5649	TX	100
2345	DAMIAN SAMAREZ	Travis	78751	SJX8204	TX	116
2346	ROBERT VIOLETTE	McLennan	76708	SJY3059	TX	267
2347	MICHAEL WAYNE ANDERSON JR	Travis	78724	SJZ9385	TX	1643
2348	JUAN MORALES	Travis	78724	SKB2246	TX	220
2349	JALEXIS DAMIAN ARCE	Bastrop	78621	SKB4041	TX	158
2350	DEBRA DIANA WASHINGTON	Dallas	75104	SKB8154	TX	286
2351	YIADELINNES AMITA CABRERA DAINER RODRIGUEZ OSORIA	Travis	78753	SKF4609	TX	1406



CTRMA Prohibited Vehicles

2352	ANDRES PARTIDA	Travis	78747	SKF5847	TX	392
2353	BRENDA ZANELLA JENNIFER PAULINA ZANELLA	Van Zandt	75169	SKG8158	TX	372
2354	YESENIA REYES	Travis	78653	SKH3041	TX	129
2355	EVARISTO MARTINEZ	Travis	78757	SKH3042	TX	151
2356	JUAN CARLOS VILTRES COMPANY	El Paso	79936	SKH3045	TX	135
2357	VERONICA VARGAS	Travis	78653	SKH3432	TX	280
2358	CECILIE A HERRERA	Hays	78610	SKH4467	TX	164
2359	DARIO PEREZ HERNANDEZ	Dallas	75211	SKJ3976	TX	316
2360	JOSE CANTU	Travis	78758	SKJ8046	TX	203
2361	ASHLEY NICOLE WASHINGTON	Lee	78942	SKJ8175	TX	115
2362	JELANI GRANT-HART	Travis	78754	SKK0366	TX	118
2363	WAYLON JENKINS	Williamson	78613	SKK0810	TX	123
2364	YOUNGEARTH ARM LLC	Travis	78753	SKK2119	TX	430
2365	FISHER CRITICAL SERVICES LLC	Williamson	78641	SKK2158	TX	659
2366	FRANCISCO CARMEN FLORES FRANCISCO MARTIN FLORES	Caldwell	78616	SKK2426	TX	237
2367	GRACIELA MAXIE SALGADO	Bastrop	78602	SKK2551	TX	125
2368	PRO REFRIGERATION, LLC.	Travis	78660	SKK2620	TX	439
2369	MICHELLE LYNN PAGE	Bastrop	78602	SKK2688	TX	478
2370	TASHA LUCILLE BYLER	Bastrop	78957	SKK2751	TX	202
2371	LEON WALLACE IV	Bastrop	78621	SKK2910	TX	307
2372	RAYMOND WALCOT MCPHAUL III	Travis	78660	SKK2958	TX	625
2373	KEYON DEASHAWN WASHINGTON	Bastrop	78612	SKK3050	TX	341
2374	MIGUEL ANGEL SAUCEDO-ROGEL	Bastrop	78621	SKK3115	TX	272
2375	ROBERT TORRES	Bastrop	78602	SKK3139	TX	220
2376	LETICIA SANCHEZ MOLINA BRIANNA NICOLE MOLINA	Bastrop	78621	SKK3217	TX	634
2377	EFRAIN SALAZAR	Travis	78617	SKK3231	TX	142
2378	PRO REFRIGERATION, LLC	Travis	78660	SKK3275	TX	811
2379	UBALDO MORENO-TELLEZ	Caldwell	78616	SKK3304	TX	392
2380	VERONICA MARTINEZ-LOPEZ	Bastrop	78612	SKK3369	TX	188
2381	CAPITAL ASSETS LLC	Bexar	78259	SKK3667	TX	112
2382	JOHN ALLEN VANDRESAR	Fayette	78945	SKL8829	TX	723
2383	JOEL MARQUEZ JR	Nueces	78410	SKM9585	TX	412
2384	ORLIN GEOVANY SOSA	Travis	78753	SKN1855	TX	243
2385	YESSENIA RINCON	Bastrop	78602	SKN3500	TX	373
2386	JASON JAMAUL CLARKE	Travis	78660	SKN4626	TX	390
2387	SUZANNE KRISTINE DEMBOWSKI	Bexar	78280	SKN5577	TX	176
2388	CHRISTOPHER A WASHINGTON	Bastrop	78957	SKN6970	TX	352
2389	LORENZA HERRERA	Guadalupe	78108	SKN8480	TX	410
2390	ISIDRO NORIEGA GONZALES JR	Bell	76549	SKN9829	TX	396
2391	MATTHEW WIMBERLY CHRISTINE ROSE WIMBERLY	Caldwell	78616	SKP0767	TX	123
2392	FRANCISCO EDUARDO CASTILLO GONZALES	Caldwell	78616	SKP0777	TX	161
2393	BETHANY RENAE HEYSQUIERDO	Hays	78640	SKP1042	TX	305



CTRMA Prohibited Vehicles

2394	LEONEL HUMBERTO PEREZ CASTELAN	Caldwell	78616	SKP1226	TX	260
2395	ESMERALDA REYNA ASHLEY AMERICA PADRON	Caldwell	78616	SKP1231	TX	232
2396	CRAIG O LEACH	Caldwell	78644	SKP1340	TX	343
2397	CHRISTOPHER MARTINEZ	Caldwell	78616	SKP1341	TX	107
2398	LUIS EGELSEE JR	Williamson	78641	SKP4129	TX	194
2399	MARIA EUGENIA MORALES	Comal	78130	SKP5076	TX	125
2400	MICHELLE ELISE MOORE	Travis	78653	SKP5476	TX	263
2401	JILL SHELTON LANGSTON LAUREN ELIZABETH LANGSTON	Travis	78745	SKP6086	TX	206
2402	TARAVEOUS TIRANA CLYDE IRESHIA MARY CLYDE	Travis	78653	SKP8682	TX	440
2403	LARRY CURTIS GRANT JR	Travis	78736	SKP8684	TX	166
2404	JULIUS JAMAAL WORKS	Harris	77429	SKV0310	TX	186
2405	BRANDI ANN ALEXANDER STEPHEN QUINN ALEXANDER	Travis	78724	SKV4039	TX	204
2406	JOAHNNA ROSALYN ALANIS VALDEZ	Harris	77087	SKW0001	TX	272
2407	CEDAR DISTRIBUTION INC	NULL	77064	SKW2108	TX	393
2408	HOUGHTON BRADLEY NAUMANN	Hays	78610	SKW6980	TX	248
2409	ELIZABETH C RAMIREZ LEOSNAY MEDINA ALFONSO	Williamson	76537	SKW7225	TX	460
2410	ADETOKUNBO ABISOLA OWOLABI	Harris	77072	SKX4509	TX	119
2411	MARCUS MAXIMO MARTINEZ	Williamson	78641	SKX9389	TX	616
2412	JULIO CESAR ESPINAL SANCHEZ	Harris	77077	SKY1609	TX	130
2413	MIRANDA GOMEZ JUAN YAC-SANCHEZ	Bastrop	78621	SKY2709	TX	128
2414	GEORGE G CISNEROS	Travis	78653	SKY4448	TX	318
2415	KAIR	Harris	77058	SKY6751	TX	350
2416	JORGE RIVERO GUERRA	Travis	78753	SKZ1707	TX	246
2417	FRANK ANIBAL GARCIA FLORES	Harris	77493	SKZ2258	TX	592
2418	CHRISTINA MICHELLE BOLERJACK	Travis	78653	SKZ5757	TX	411
2419	RAMON ERNESTO NAVARRETE-LAU	Travis	78752	SLB6587	TX	633
2420	DARIN BURTON BYRD	Travis	78660	SLBYRD	TX	626
2421	OMAR ESPINOZA	Williamson	76574	SLC0098	TX	349
2422	DAVID ROLANDO REYNA	Williamson	78641	SLC7334	TX	432
2423	FRANK ANIBAL GARCIA FLORES	Harris	77493	SLD2290	TX	262
2424	KS LOGISTICS INC	Williamson	78613	SLD2563	TX	166
2425	DEVENIE ASHTON SCOTT	Williamson	78641	SLD8144	TX	422
2426	NEKOL L THOMAS OLLIE PYBURN	Travis	78746	SLF1512	TX	106
2427	AARON MICHAEL CORTEZ	Williamson	78613	SLF5018	TX	306
2428	MALGORZATA IRENA SAAVEDRA	Bastrop	78953	SLF5087	TX	146
2429	SAENGER DAHLSTROM ELLIS	NULL	78640	SLF5095	TX	224
2430	ERIC MANUEL MACHUCA	Travis	78723	SLF5229	TX	352
2431	DEANDREA DONYOLE DODD JEAN BOBETTE DODD	Hays	78640	SLF5396	TX	127
2432	BRAYAN GONZALEZ RODRIGUEZ MARISSA RENE GONZALEZ	Hays	78640	SLF5493	TX	269
2433	KERRIE IRENE HUGHES	Hays	78640	SLF5523	TX	250
2434	ANDREA NICOLE BRAGG	Travis	78702	SLF5594	TX	181
2435	ALICIA CHERIE BARTON	Williamson	78729	SLF5684	TX	170



CTRMA Prohibited Vehicles

2436	AARON EVANS JACKSON	Travis	78660	SLF5696	TX	289
2437	CARTOPIA 2 LLC	NULL	72756	SLF5758	AR	107
2438	SHANNON ELIZABETH MULLERY	Travis	78653	SLF5832	TX	286
2439	MICHAEL DEBS MCCARTY CHRISTINE ANNE MCCARTY	Williamson	78642	SLF6084	TX	221
2440	OLIVIA RENEA WALTER	Caldwell	78644	SLF6088	TX	142
2441	REBECA MARI LICONA	Williamson	78665	SLF6264	TX	166
2442	SIXTO CLEOFAS SANCHEZ	Hays	78610	SLF6273	TX	512
2443	JOSHUA JAMES SMALLEY	Travis	78701	SLF6600	TX	143
2444	MARK ANTHONY BELMARES MARTINEZ	Travis	78725	SLF6702	TX	301
2445	ALANTRA DEBRESE COLBERT	Travis	78744	SLF6816	TX	179
2446	JOSEF RYAN BOST	Travis	78724	SLF6925	TX	347
2447	RANDY RANGEL JONES	Travis	78653	SLF7140	TX	486
2448	MARY C. VALDES ALVARADO	Travis	78745	SLF7392	TX	153
2449	DAVID LEE FISHER	Hays	78640	SLF7517	TX	248
2450	DEYBI AVILES VARGAS	Bastrop	78602	SLF7816	TX	567
2451	ELANDREYANAH THORNE	Travis	78653	SLH6886	TX	115
2452	EDUARDO PEREZ AGUILAR	Travis	78747	SLH8501	TX	537
2453	JAMES ALLEN TONYA LATRICE ALYSSA NICOLE WINN	Travis	78653	SLJ1893	TX	552
2454	MONTANA BRENT FARMER	Travis	78744	SLJ1900	TX	684
2455	DAWN MARIE GARCIA REYNALDO MARTINEZ GARCIA	Williamson	78627	SLJ1968	TX	499
2456	KEITH SCOTT MITCHELL JR	Travis	78753	SLJ2055	TX	1394
2457	ALESSANDRO SANCHEZ	Williamson	78641	SLJ2057	TX	140
2458	MATTHEW ALAN DODD	Williamson	76527	SLJ2152	TX	325
2459	CAMILLE RICHARDS ROSALES	Williamson	78641	SLJ2236	TX	377
2460	DONALD KEITH HATCHER JAMIE MARIE HATCHER	Williamson	78641	SLJ2337	TX	251
2461	DESMOND RASHAD HAYNES	Williamson	78641	SLJ2499	TX	227
2462	JERMAL JAMES GILES GRIGGS RENEE NATASHA GILES	Williamson	78634	SLJ2652	TX	574
2463	TYLER JAMIR FOOTE	Lubbock	79410	SLJ9914	TX	195
2464	CHRISTOPHER DELON DOVE	Travis	78724	SLK2662	TX	316
2465	LIANA MARIELA OSEGUERA	Travis	78653	SLK3026	TX	193
2466	MARIA LOUISA SMITHWICK	Travis	78753	SLK3208	TX	754
2467	SEMETHA DAVIS CHARGOIS	Travis	78724	SLK3312	TX	747
2468	JOSE FRANCISCO HINOJOSA	Travis	78744	SLK4045	TX	444
2469	BRENT MORGAN CARDELL CRAYTON	Travis	78754	SLK4376	TX	110
2470	MARKEATH LAMONT HOUSTON	Travis	78753	SLK4452	TX	147
2471	SUTHARSAN ALAGUDURAI	Williamson	78717	SLK4456	TX	308
2472	JAMAL ALEXANDER SHUFORD	Travis	78660	SLK4604	TX	176
2473	FELICIA NICOLE SMITH	Travis	78753	SLK4648	TX	805
2474	ELIA COLEMAN CLARK	Travis	78754	SLK4723	TX	327
2475	MELBA IZAMAR LOPEZ MARDIAGA	Travis	78617	SLK5090	TX	542
2476	GALVANA LLC JASON COLE GOURD	Travis	78721	SLK5205	TX	341
2477	J SANTOS HERNANDEZ MENA	Travis	78752	SLK5232	TX	445



CTRMA Prohibited Vehicles

2478	JOSE LUIS DE LARA	Travis	78758	SLK5395	TX	229
2479	JESSICA GONZALES CASTRO	Williamson	78664	SLK5433	TX	330
2480	ROSALBA M BROCK	Williamson	78641	SLK5441	TX	388
2481	ANGELICA CHAVEZ GARCIA	Travis	78741	SLK6051	TX	225
2482	PRECIOUS DELEECIA GIVENS	Travis	78724	SLK6069	TX	578
2483	CHRISTIAN ZAMORA	Travis	78741	SLK6094	TX	188
2484	JENNIFER LYNN WEHMEYER	Williamson	78634	SLK6284	TX	243
2485	VERONICA REYES ESTRADA JOAQUIN SOTO GALLEGOS	Travis	78723	SLK6445	TX	116
2486	JASMINE SHANTE CARTER	Travis	78723	SLK6676	TX	135
2487	STEPHANIE ELAINE HARDAWAY KEITH RANDALL HARDAWAY	Hays	78640	SLK6783	TX	398
2488	ANA MARIA MARSLAND	Bastrop	78621	SLK6823	TX	651
2489	MEG MARIE OHMAN	Travis	78652	SLK7081	TX	301
2490	PATRICK CHARLES ROSENTHAL	Travis	78703	BKP9849	TX	360
2491	JOSE RODRIGUEZ AURORA OLGUIN	Bastrop	78621	BKT9961	TX	220
2492	TAMARA J FULFORD	Caldwell	78644	BKV2667	TX	320
2493	RAUL RESURRECCION	Hidalgo	78572	BL3H632	TX	768
2494	BROCK BRANDON YOUNG	Travis	78759	GH41WM	TX	142
2495	PEDRO LONGORIA III PATRICIA CAMACHO LONGORIA	Travis	78652	GH74WR	TX	421
2496	ROBERT MORENO II	Travis	78744	GHL6104	TX	182
2497	JAVIER CANTU RAMOS	Travis	78752	GHL7116	TX	145
2498	ALFRED PAUL VALENZUELA	Travis	78750	GJ75JJ	TX	196
2499	SARA ANNE CASEY	Travis	78735	GJ98CG	TX	197
2500	RICHARD WISK	Ellis	75165	GJD3937	TX	247
2501	BERTHA M VALLE	Harris	77073	GJK7374	TX	170
2502	CESAR G RODRIGUEZ	Travis	78660	HHF0557	TX	129
2503	MICHAEL E MENDOZA	Cameron	78520	HHJ6057	TX	185
2504	GELCO FLEET TRUST LSR	NULL	59102	HHM7702	MT	212
2505	ALBERT JEREMY BAKER	Travis	78660	HHN2663	TX	270
2506	SANFORD SUSUMU KAGIYAMA	Travis	78741	HHN2774	TX	198
2507	CARLA SALAS	Travis	78731	HHN3215	TX	442
2508	CLARISSA LOZA	Travis	78660	HHN7152	TX	662
2509	LUIS MOJICA	Travis	78617	HHP1406	TX	169
2510	RACHAEL E SHOQUIST	Hays	78640	HHP4164	TX	513
2511	MARGIE SMITH GREEN	Travis	78653	HHP4910	TX	335
2512	AYLISSA MARIE GONZALES	Burnet	78611	HHP4998	TX	360
2513	KACI NICOLE SALGADO	Williamson	78634	HYB1592	TX	186
2514	JOSEPH IAN POND MARIA LILLI POND	Williamson	78613	HYB4173	TX	349
2515	MICHAEL LYNN ROSS RENEE RAVEN ROSS	Williamson	78642	HYB4497	TX	106
2516	KIMBERLY RAY WARD	Williamson	78664	HYB5335	TX	131
2517	JAY DEE THOMAS	Lamar	75468	HYD0596	TX	547
2518	MOHAMMAD A DADANI	Travis	78753	HYR4453	TX	222
2519	CHRISTIAN GRAVES	Travis	78705	HYS6190	TX	212



CTRMA Prohibited Vehicles

2520	ADA L ROBLES	Bastrop	78621	HYS8590	TX	188
2521	JOSE CERVANTES MENDOZA	Williamson	78633	HYY8006	TX	267
2522	RICHARD BENEDICT BUTKUS JR	Travis	78754	HZJ9695	TX	276
2523	KIMBERLY SANDERS	Williamson	78641	HZK0964	TX	490
2524	HOLLY LINDSEY CAROL ELISE BOECK	Travis	78753	HZK6367	TX	120
2525	OLGA LILIA MUNOZ	Travis	78754	HZK8277	TX	343
2526	VICTOR CASAS DEL ANGEL	Travis	78752	HZL0079	TX	140
2527	AUSTIN DAVID DUNCAN	Williamson	78717	HZL1137	TX	182
2528	ANN ARMUS HARTFIELD	Travis	78645	HZX2763	TX	372
2529	NANCY CAROL WILKINSON	Guadalupe	78155	JBC9235	TX	197
2530	HEATHER ANN LORUSSO	Bexar	78232	JBG9123	TX	238
2531	EDWARD DOMINGUEZ	Ector	79762	JBH2654	TX	171
2532	JILL MARIE FRANCO ANTHONY ROBERT WAYNE FARRELL	Hays	78737	JBK3648	TX	147
2533	MARIA YANETE HUERTA AGUILAR	Travis	78744	JBN1437	TX	164
2534	MARY ANN CERDA	Travis	78617	JBN8788	TX	161
2535	ADRIENNE LYNETTE MANNING	Travis	78744	JBN9892	TX	249
2536	CHARLES A GOULET	Travis	78741	JBP0118	TX	128
2537	CYNTHIA MARIA SALAZAR	Bastrop	78957	JBP1884	TX	481
2538	SHAWN DAVID TOWNLEY	Travis	78738	JBP2709	TX	201
2539	ERIC NICOLAS GUERRERO	Hays	78640	JBZ1107	TX	210
2540	FRANCISCO D CORTES-CONTRERAS	Kaufman	75160	JCB0749	TX	117
2541	FRANCISCO JAIME RAMIREZ	El Paso	79924	JCJ9473	TX	108
2542	GRACIELA LINA PEREZ	Bexar	78251	JCP0678	TX	743
2543	JEANNIE DIANNE MEDLIN	Williamson	78664	JCS3400	TX	369
2544	RANDI RHEA ENDERLE	Travis	78744	JCS9101	TX	136
2545	BECKY RENEE PHILLIPS	Kerr	78028	JFP3625	TX	112
2546	TWANNA DAWN HARPS	Hays	78640	KCG4439	TX	185
2547	JOSE SOTO MARTINEZ	Travis	78702	KCJ2490	TX	384
2548	CRYSTAL L CONNEALY	Williamson	78641	KCJ5844	TX	379
2549	KATHERINE EASTERLING	Hamilton	76531	KCV0471	TX	580
2550	JAQUELINE ANAI WONG	NULL	78640	KDB4115	TX	249
2551	GARY GLENN WELCH JR RACHEL ADAMS STAMPER	Travis	78726	KDB4764	TX	295
2552	JODI LYNN CARDONA	Williamson	78613	KDB5942	TX	165
2553	HEDILBERTO SANCHEZ FLORES	Williamson	78717	KDT2782	TX	221
2554	STEPHEN R PACE	Williamson	78729	KDT3547	TX	198
2555	MARIA T CASILLAS RODOLFO A CASILLAS	Travis	78660	KDT5361	TX	168
2556	JOSE GUZMAN OLVERA	NULL	78676	KDT8924	TX	151
2557	AARON JACOB TURNER	Williamson	78633	KDT9614	TX	233
2558	HIPOLITO SALAZAR JR HIPOLITO MARES SALAZR	Williamson	78626	KDV1279	TX	134
2559	AINSLEY D PHILLIP	Harris	77521	KDV6331	TX	158
2560	BERNARD E KLIMASZEWSKI	Bell	76543	KFD2247	TX	120
2561	RICARDO O RIVERA	Hays	78676	KFF0113	TX	249



CTRMA Prohibited Vehicles

2562	JAIME MASON	Travis	78714	KFM3135	TX	1726
2563	HUAN NGOC DINH	Williamson	78613	KGC2156	TX	222
2564	DANIEL RENE NIETO	Williamson	78634	KGD9250	TX	302
2565	TALAGA HARI	NULL	98445	KGG5491	WA	129
2566	TOMAS VILLARREAL DELGADO	Deaf Smith	79045	KGJ3891	TX	173
2567	EMILY MORRISON VELIN CONRAD SCOTT VELIN	Williamson	78633	KGJ5261	TX	247
2568	WENDY CASTILLO JOSE LUIS PANIAGUA	Williamson	78681	KGJ6716	TX	269
2569	MELANIE FRANCISCO	Williamson	78641	KGJ6961	TX	648
2570	SUSANA CONTRERAS	Travis	78744	KGV5029	TX	257
2571	DANIEL GENTRY VOILES DARLEEN MARIE VOILES	Lee	78947	KGV5579	TX	131
2572	FELIPE RODRIGUEZ LOPEZ	Caldwell	78644	KGW0314	TX	155
2573	ROBERT LEE VASQUEZ	Hays	78640	KGW0395	TX	269
2574	LUIS MIGUEL FRIAS RAQUEL ESCOBEDO	Bastrop	78612	KGW3582	TX	281
2575	NATALIE COLLINS	Travis	78754	KGW4181	TX	253
2576	YARELI GALVAN SANCHEZ	Travis	78753	KGW6359	TX	525
2577	MARRIE VERONICA PETTERSON	Williamson	78681	KGX1249	TX	206
2578	ALMA DELIA GARCIA MICHAELA ELIZABETH TAYLOR	Harris	77598	KGY0096	TX	283
2579	THOMAS J BOBO	Travis	78645	KHC2106	TX	437
2580	VICTOR M LEAL AGUIRRE	Hays	78666	KHZ7662	TX	250
2581	AYSTLAN JUNE BREWER	Travis	78728	KHZ8326	TX	216
2582	MANUEL GARZA III	Travis	78750	KJB2129	TX	156
2583	JONATHAN LAYTON LONGFELLOW	Williamson	78628	KJC0722	TX	268
2584	VLADIMIR GARNER	Williamson	78641	KJD3785	TX	150
2585	JACOB LARA	Travis	78721	KJD4445	TX	408
2586	ALLISON O VAQUEDANO MORALES	Travis	78753	KJD6118	TX	334
2587	GERARDO ESQUIVEL	Williamson	78634	KJD6640	TX	211
2588	AMANDA SCHULTE	Travis	78730	KJF4588	TX	173
2589	JOHNNY BARCENES PEREZ JR DEBORAH CHAVEZ PEREZ	Travis	78725	KJF7415	TX	453
2590	EDNY RONAL SANDOVAL RAPALO	Travis	78660	KJF8048	TX	306
2591	KIRTI BADGUJAR	Williamson	78641	KJL9263	TX	177
2592	RAMON VILLANUEVA MARIA NALLELI GONZALEZ RAMIREZ	Williamson	78664	KJL9930	TX	218
2593	GEOFF ALEXANDER GARCIA	Hidalgo	78504	KJP0405	TX	188
2594	JACQUES ERON COATS	Bell	76549	KJR4408	TX	208
2595	RONALD DEAN HAM	Williamson	78641	KJR5113	TX	121
2596	SOUTHERN LANDSCAPE SOLUTIONS INC	Williamson	78641	KJV5735	TX	177
2597	JORDAN CHASE BEXLEY	Lee	78947	KKB7237	TX	316
2598	DONNA CARPENTER ALEMAN	Williamson	78613	KKB9007	TX	545
2599	CHARLES EVERETT MANOR	Williamson	78665	KKC1674	TX	377
2600	JOHNATHAN WHITE	Travis	78660	KKT6453	TX	295
2601	IDALIA HERNANDEZ	Bastrop	78621	KLF5049	TX	441
2602	NAREE DILWORTH	Travis	78744	KLF6974	TX	221
2603	JUAN FILIBERTO SERNA ORTIZ	Hays	78640	KLF8223	TX	299



CTRMA Prohibited Vehicles

2604	PATRICK ESPINOZA GONZALEZ MONIQUE VILLANUEVA GONZALEZ	Travis	78724	KLG2268	TX	243
2605	FRANCISCO XAVIER BARRON MARISSA ALEJAN BARRON MIGUELEZ	NULL	91910	KLK3871	CA	223
2606	SUGEY ZAVALA	Travis	78724	KLK5186	TX	269
2607	MICHAEL JEFFERY WASHINGTON	Williamson	76574	KLK6148	TX	251
2608	VICTOR JOSE ANGULO MORENO	Travis	78660	KLK8449	TX	216
2609	KALEL RAMONT EDWARDS	Caldwell	78616	KLH0030	TX	157
2610	ASHLEY ELIZABETH WEBB	Williamson	78681	KLJ8441	TX	261
2611	KURT BION THORNE	Travis	78754	KLK0239	TX	255
2612	ELLEN M BETTIS	Travis	78744	KLK0335	TX	269
2613	STEVEN WAYNE DRIES SARA RENEE ANGUIANO	Williamson	78665	KLK8603	TX	215
2614	JULIAN ALBERT ADAMS	Hays	78640	KLK3332	TX	363
2615	TERRENCE EUGENE SLUSSLER	Caldwell	78616	KLK4637	TX	258
2616	GREGORY LYNN MAXWELL	Williamson	78613	KLK6105	TX	228
2617	LORRI MICHELLE FRASIER	Travis	78759	KLK6689	TX	290
2618	BYRON SCOTT HARKLESS	Williamson	78641	KLK7133	TX	593
2619	PORCHIA ROGERS-RIPPY	Travis	78660	KLK8163	TX	217
2620	CLINT WALTER PRUETT	Williamson	78641	KLK8274	TX	110
2621	KRISTIE RENEE HADNOT	Travis	78660	KLK8778	TX	217
2622	LETONU BARI POPNEN	Dallas	75061	KLK8672	TX	369
2623	KAITLYN MARIE MILLER	Bastrop	78621	KLK4628	TX	133
2624	JASON REIDMAN KAY	Bexar	78230	KLK4272	TX	424
2625	JORGE CALDERON ARZATE	Travis	78653	KLK3899	TX	151
2626	PAMELA GAYLE GORDON	Williamson	78641	KLK4314	TX	126
2627	KERI LYNN MOORE	Travis	78748	KLK6195	TX	241
2628	MATTHEW COLEMAN FULMER	Williamson	78729	KLK7375	TX	216
2629	JONATHAN JAMES WILLIAMS	Travis	78617	KLK8066	TX	277
2630	RUBEN JUC PACAY	Travis	78753	KLK7562	TX	204
2631	BEN CASTLEMAN FLOREY JR	Travis	78701	KLK7763	TX	429
2632	ASHLEY NICOLE ABARCA	Travis	78660	KLK8199	TX	144
2633	MISTY DAWN COOPER	Bastrop	78612	KLK5123	TX	651
2634	AUNDRICK JUMON RICHARD	Williamson	78641	KLKTRY1	TX	291
2635	ANTHONY BLAKE BOREL MICHELE HOWARD BOREL	Hays	78610	KLK4872	TX	235
2636	HARRELL FOWLER	Travis	78724	KLK8538	TX	975
2637	DESTIN DRAKE BENNETT	Travis	78726	KLK8961	TX	224
2638	DEREK L MILLS	Williamson	78681	KLK2141	TX	252
2639	KATIE NICHOLE OSTENDORF	Williamson	76574	KLK3310	TX	824
2640	KRISTIN SUZANNE WERNER	Travis	78731	KLK6681	TX	331
2641	ALEXIA MEECE	Williamson	78641	KLK2395	TX	780
2642	MANUEL MEDINA	Walker	77340	KLK0921	TX	433
2643	DAVID CRIDER LARRY HYDER	Tarrant	76111	KLK6087	TX	929
2644	ROSA ALONSO	Caldwell	78644	KLK8684	TX	240
2645	RACHEL ANN GUZMAN	Travis	78724	KLK0943	TX	592



CTRMA Prohibited Vehicles

2646	CHRISTOPHER DANIEL LUTOVSKY	Williamson	78641	KPW2114	TX	146
2647	SPLASH TRANSPORT, INC	Dallas	75062	KRC1405	TX	123
2648	MELANIE ANN MORRIS	Travis	78728	KRF4027	TX	200
2649	REBECCA SEBO	Travis	78747	KRF4765	TX	552
2650	JEAN D WILLIAMS	Bell	76549	KRF5032	TX	253
2651	MEGAN SHAE MENDOZA MICHAEL LOGAN MENDOZA	Gonzales	78959	KRN4407	TX	216
2652	FRANCISCO D CORTES-CONTRERAS	Kaufman	75160	KRP7173	TX	184
2653	KYLE LIAM CHAMBERS	Travis	78721	KSC6308	TX	405
2654	LETICIA SEGOVIA	Williamson	78729	KSC7907	TX	398
2655	ESMERALDA GALVEZ MOTA	Travis	78752	KSD6130	TX	243
2656	DOLGENCORP OF TEXAS INC	Williamson	78628	KSD6163	TN	309
2657	DEMETRIA MONTOYA ACEVEDO	Travis	78741	KSD9431	TX	399
2658	STEVEN EUGENE GRANGER TAMIE LEA GRANGER	Williamson	78613	KSD9705	TX	449
2659	MARTHA ELENA OCHOA JACOB ANTHONY ASEVEDO	Travis	78745	KSF0761	TX	218
2660	RUSSELL SHANE MCCOY	Travis	78660	KSF1386	TX	255
2661	CESAR DONALDO GUEVARA NUNEZ	Bexar	78210	KSM4582	TX	253
2662	CHRISTINE MARIE KRAUSS	Harris	77375	KSP2025	TX	105
2663	RICKA ADAMS BROWN	Midland	79702	KSR1005	TX	227
2664	CYNTHIA DENISE KITE	Burnet	78605	KSR7380	TX	318
2665	SHERI LYNN CARTER	Williamson	78681	KSR9761	TX	284
2666	JARED CARNEY	Williamson	78641	KSR9949	TX	155
2667	EDUARDO VELAZQUEZ GARCIA	Travis	78744	KST9977	TX	127
2668	FRANCISCO SEGURA SONIA G FUNES	Wise	76234	KTH1431	TX	725
2669	AUTUMN ALISE EATON	Travis	78721	KTJ1674	TX	139
2670	RICARDO CORONA	Travis	78741	KTN2513	TX	148
2671	ANA ROSA SALAZAR TOVAR	Hays	78640	KTP8145	TX	129
2672	CRAIG CARLILE FORRESTER	Harris	77493	KTR0135	TX	175
2673	MARK SANTELLA	Bastrop	78659	KTR2160	TX	414
2674	JORDAN JONES	Travis	78727	KTR3529	TX	106
2675	MARY ELIZABETH HENDERSON	Travis	78739	KTS7460	TX	133
2676	CECIL M JONES	Williamson	78613	KTS9139	TX	287
2677	CELESTE MARGARETA LEON ALBERT G LEON	Bexar	78239	KVK7981	TX	147
2678	ESCOLASTICA A RODRIGUEZ	Bastrop	78621	KVL5627	TX	319
2679	BRANDON MICHAEL POWERS	Williamson	78613	KVL6445	TX	151
2680	TYLER MONTANA	Travis	78748	KVM1084	TX	200
2681	MAXIMINA VERDIN ROBLEDO	Travis	78653	KVM1169	TX	202
2682	MA. DOLORES MARTINEZ OLVERA	Travis	78702	KVM4249	TX	586
2683	JOE DELEON JR.	Comal	78130	KVM4253	TX	120
2684	GUILLERMO DUARTE SANCHEZ	Travis	78747	KVM4431	TX	192
2685	BARDO BARRO	Travis	78652	KVM5507	TX	133
2686	TINA LOUISE COLLINS	Dallas	75249	KVM6332	TX	912
2687	ANTONIO ANGELO PASTUCCI TRESA ELIZABETH PASTUCCI	Williamson	76537	KVN0054	TX	241



CTRMA Prohibited Vehicles

2688	STACI GARCIA	Williamson	78664	KVP6876	TX	130
2689	JOSHUA MIHALY CURTIS	Hays	78610	KVP9971	TX	168
2690	RAFAEL RAMOS SHENIQUA DEANN RUSSELL	Travis	78660	KVS2434	TX	831
2691	JORGE ALBERTO SANTACRUZ-RENDER OS	Travis	78754	KVS3372	TX	146
2692	DEREK A GROSSENBACHER	Williamson	78717	KVY8954	TX	220
2693	ASHLEY DIANE COOK	NULL	75189	KWF0260	TX	687
2694	AMANDA WALKER	Collin	75287	KWG7230	TX	259
2695	YASSINE FAIQ	Travis	78758	KWY5639	TX	236
2696	FRANK SAUCEDO	Travis	78725	KXD5161	TX	302
2697	LEYA DASS	Bell	76502	KXF0673	TX	242
2698	BOBBY LEON LYTTON	Travis	78660	KXL5DV	TX	279
2699	CARLEY RAE ODEN	Travis	78660	KXV2167	TX	400
2700	SAMUEL ANTONIO AGUILAR	Travis	78753	KYD1285	TX	184
2701	DEBBIE HERNANDEZ OLIVIA NICOLE MINDIETA	Travis	78723	KYD1306	TX	244
2702	BILLIE KLOESEL	Lavaca	77984	KYL1355	TX	123
2703	AGGRESIVE INS SERVICES LLC	Caldwell	78616	KYL1782	TX	406
2704	ROJELIO LOPEZ JR	Guadalupe	78155	KYM7758	TX	176
2705	MARY LOU PONCE MANUEL RENE PONCE AMEZQUITA	Travis	78617	KYN0124	TX	405
2706	MATTHEW SHAYNE CROWDER	Travis	78660	KYT6060	TX	454
2707	ERLIN ALEXIS TREMINIO GUERRERO	Travis	78744	KYT6268	TX	220
2708	ANTELMO LOPEZ-CARBAJAL	Travis	78660	KYT8322	TX	144
2709	CAMERINA TRUJILLO	Travis	78660	KYT8563	TX	301
2710	LEGENE BROOKS JR	Travis	78653	KYV2629	TX	250
2711	OVIDIO ALFREDO OSORIO	Travis	78724	KYV3145	TX	157
2712	ALEXIS HARTENSE LOUISE JACOBS	Williamson	78664	KYV4368	TX	168
2713	JOSE LUIS AGUILAR	Caldwell	78616	KYV6863	TX	203
2714	AMY JOY WEBB KENNETH OWEN WEBB	Lavaca	77995	KYV8362	TX	137
2715	SUSAN BRITTNEY FIKES	McLennan	76706	KYZ6867	TX	122
2716	EVA ZERTUCHE GARZA DAVID GARZA	Travis	78744	KZB8755	TX	234
2717	MICHAEL PHILLIP ROSADO	Harris	77020	KZH7442	TX	296
2718	KANETRA CHAVON PETERSON	Denton	75067	KZW0602	TX	926
2719	JORGE BENITEZ	Bastrop	78612	KZY7276	TX	159
2720	LORENZO ROMAN SILVA	Bastrop	78621	KZY7574	TX	273
2721	TYRONE JERMAINE TOLBERT JR	Williamson	78729	LBB5104	TX	178
2722	REYNALDO CANTU SR	Williamson	78729	LBB7644	TX	254
2723	HUNTER ALLEN SIDES	Williamson	78729	LBB8765	TX	187
2724	EMUEL BURT	Bastrop	78621	LBG8673	TX	778
2725	JUBIN THOMAS	Travis	78660	LBK8869	TX	118
2726	KAYNA SHEA CHAMPION	Travis	78748	LBN2140	TX	147
2727	JULIA G CANTU	Howard	79721	LBR7163	TX	267
2728	IGNACIO FERNANDEZ NAVARRO MARITZA ESCALANTE	Bastrop	78621	LBT5672	TX	276
2729	OBDULIO TORRES CUSTODIO	Travis	78753	LBT9314	TX	468



CTRMA Prohibited Vehicles

2730	JONATHAN J TREJO WILKINS	Travis	78727	LBV1573	TX	144
2731	VICTORIA GRACE BAMBERG	Travis	78747	LBV1704	TX	345
2732	MIGUEL SANCHEZ	Travis	78724	LBV3560	TX	341
2733	SOPHIA MARIE MACEDO	Caldwell	78616	LBV6522	TX	320
2734	JOSE N ZUNIGA MARTINEZ MAYELA ZUNIGA VEGA	Travis	78745	LBV8383	TX	924
2735	ADRIENNE R JACOB	Williamson	78634	LBV9460	TX	348
2736	FELICIANO PINEDA-AVILES	Williamson	78664	LBV9790	TX	119
2737	ENRIQUE VECCHIO JR GABRIELA RODRIGUEZ	Travis	78745	LBW3566	TX	131
2738	MACARIO SAUCEDO OLALDE	Harris	77022	LBW4713	TX	233
2739	AUSTIN SALES INC.	Travis	78724	LCC2088	TX	525
2740	AUSTIN SALES INC.	Travis	78724	LCC2090	TX	205
2741	DIANE WALKER LAUBE	Caldwell	78616	LCG5511	TX	228
2742	JOSE MIGUEL ORELLANA	Austin	77474	LCG6507	TX	247
2743	JEANNE RAMSEY OTTO	Williamson	78717	LCV7725	TX	189
2744	RACHAEL KAY SHEPPARD	Travis	78728	LCX7565	TX	109
2745	KASSANDRA YAZMIN GARCIA	Cameron	78526	LCY5069	TX	146
2746	JEREMY DENIS HELSUMS KARI DIANA HELSUMS	Williamson	78613	LDB5082	TX	264
2747	MICHAEL BENJAMIN FRUGE JR	Travis	78750	LDD1151	TX	289
2748	ANDRE MIGUEL CONTRERAS	Bexar	78233	LDH0986	TX	160
2749	KEALANA SCOTT	Madison	77864	LDJ8780	TX	108
2750	JONATHAN RAY SELF	Angelina	75904	LDW2372	TX	354
2751	JUAN CARLOS CORNELIO IRVING ALBERTO GARZA HERNANDEZ	Travis	78724	LDY1904	TX	1474
2752	GARY ALEX ANAYA	Travis	78745	LDY2149	TX	366
2753	ANGELINA ALBERT ROBINSON	Travis	78660	LDY3814	TX	175
2754	VANISSA MARIE RODRIGUEZ	Travis	78724	LDY3889	TX	260
2755	JOSE ULISES SALAZAR RAMIREZ FELIPE MUNOZ-RAMIREZ	Travis	78744	LDZ2888	TX	310
2756	TYTIANA MONTINIQUE DESYRAE HILL	Travis	78753	LDZ3631	TX	246
2757	DEBBIE SUE RODRIGUEZ TRINIDAD RODRIGUEZ III	Travis	78753	LDZ3635	TX	163
2758	PHILIP GRAESON BARTHEL	Williamson	78681	LDZ4410	TX	122
2759	TERRENCE KAQUON LEWIS MANDY RENEE LEWIS	Williamson	78664	LE17DV	TX	197
2760	JESSICA Y DIMAS	Travis	78617	LFC2950	TX	218
2761	CODY CHEYENE WILLIAMSON	Cherokee	75925	LFF7755	TX	311
2762	SIMON VANDERVEENQUANT ARENDS	Travis	78752	LFGTX	TX	336
2763	ADAN RESENDIZ GUEVARA MARIA DOLORES GUEVARA	Travis	78741	RYX9763	TX	108
2764	SHEILA YAHAIRA BANKE AMAYA	Travis	78617	RYY0012	TX	240
2765	MONSEF LOUAZNA	Travis	78728	RYY0091	TX	146
2766	VERONICA GUZMAN RAY EVAN RIVAS III	Travis	78752	RYY0116	TX	140
2767	KYARA CHARNAE OWENS	Travis	78724	RYY0141	TX	554
2768	KIARA KATRICE FOXWORTH	Travis	78759	RYY0169	TX	147
2769	ALEXANDRA TAYLOR GATES	Hays	78610	RYY0211	TX	180
2770	KEESHA L NIX	Williamson	78613	RYY0262	TX	253
2771	DAKOTA BRENNAN HURBIS	Travis	78741	RYY0349	TX	122



CTRMA Prohibited Vehicles

2772	GUADALUPE GOMEZ JOSE GUADALUPE GOMEZ OBREGON	Travis	78744	RYY0527	TX	472
2773	ESMERALDA LIRA TONCHE	Travis	78724	RYY0551	TX	240
2774	BRYAN LAGUNAS	Bastrop	78602	RYY0555	TX	159
2775	MARCUS LADUELL SNOW	Travis	78723	NPH3287	TX	170
2776	ANA HERNANDEZ	Bastrop	78659	NPH5282	TX	362
2777	SAMMY LEE WASHINGTON JR	Bell	76541	NPH7022	TX	235
2778	BRITTANY ALYSSA SHELTON	NULL	76548	NPH9143	TX	812
2779	CHRISTOPHER D WILLIAMS	Williamson	78664	NPJ3478	TX	218
2780	LUIS ALBER CARDENAS-PHILLIPS	Williamson	78683	NPJ6753	TX	132
2781	CHERYL MAXWELL	Harris	77091	NPM6545	TX	198
2782	GUSTAVO O SALINAS	Williamson	78641	NPN4324	TX	202
2783	HAZEM ANWAR BATAINEH	Fort Bend	77469	NPS2853	TX	139
2784	DANNY DELEON JR ELISA ALMOREJO DELEON	Hays	78640	NPT2497	TX	440
2785	THE BANCORP BANK (LSR)	Travis	78704	NPT2935	TX	227
2786	FELICIANO BENITEZ	Williamson	78681	NPX0522	TX	331
2787	SARIAH JENKINS	Travis	78660	NPX1524	TX	259
2788	VICTOR ANDREW STINSON	Williamson	78641	NPX6126	TX	180
2789	SYLVIA Y GARCIA-GUTIERREZ JAVIER RICARDO CANTU	Travis	78761	NPX6431	TX	449
2790	RAUL DIAZ RAMIREZ	Bastrop	78659	NPX7330	TX	201
2791	BRIANA GENEVIVE AYALA	Williamson	78634	NPY4658	TX	183
2792	DERRIC CLARK GILLESPIE	Williamson	78634	NPY5270	TX	935
2793	ANIKA SALAZAR	Williamson	78634	NRJ0785	TX	347
2794	LAURO ALBERTO GARZA	Montgomery	77306	NRK1386	TX	112
2795	CAITLYN LEIGH KENNEDY	Travis	78748	NRL2547	TX	173
2796	MARCUS TOFHANNA JONES	Williamson	78634	NRL2730	TX	464
2797	DIANE MARIE BENNETT	Williamson	78613	NRL2882	TX	242
2798	EARNEST L BISHOP TAWANDA GAIL BISHOP	Williamson	78641	NRL4021	TX	467
2799	EMILY MARGARET MALIN LESSEE	Travis	78704	NRL4417	TX	188
2800	DILLON RAY WINGO	Williamson	78613	NRL4829	TX	340
2801	SARABANDA EXCAVATION INC.	Travis	78728	NRL5159	TX	164
2802	AGUSTIN LUNA PEREZ EVELYN LUNA	Bastrop	78612	NRL5616	TX	237
2803	KIMBERLY ALETA DOWTY	Travis	78660	NRL5908	TX	223
2804	MALLORY ALLYSON GODWIN CHRISTOPHER RYAN GODWIN	Travis	78645	NRL5918	TX	200
2805	MAYRA GUTIERREZ	Williamson	76574	NRL6340	TX	474
2806	BRADLEY DONALD PAULHAMUS	Travis	78653	NRL6493	TX	582
2807	JESSICA NICOLE PARNELL WILLIAM HENRY JACKSON III	Travis	78660	NRL8493	TX	653
2808	LINDA MARIE VALDEZ JOSE LUIS PEREZ	Travis	78724	NRL8625	TX	157
2809	ANDREW TIMOTHY PIPER	Hays	78640	NRL8651	TX	154
2810	CHRISTIAN M PLEASANT	Williamson	78634	NRL8829	TX	119
2811	DULCE ADELINA CAMARENA GOVEA	Travis	78758	NRM2425	TX	153
2812	ANISH AMIRALI PRASLA	Williamson	78641	NRM2603	TX	427
2813	ANA LEYDI CARBAJAL	Hays	78640	NRM2951	TX	203



CTRMA Prohibited Vehicles

2814	WILLIAM ANDREW CISSEL	Williamson	78634	NRM4059	TX	169
2815	MARI CATHRINE BILDERBACK	Travis	78732	NRM4395	TX	593
2816	CHRISTOPHER ALAN SANDERS II	Travis	78758	NRM5451	TX	268
2817	ZACHARY JACKSON MOORE	Travis	78727	NRM5844	TX	140
2818	GILBERTO JAIMES	Travis	78723	NRM7667	TX	653
2819	ROSA ELENA TORRES NARVAEZ KEVIN MIRANDA	Travis	78660	NRM7702	TX	107
2820	NICHOLAS JAMES THOMAS CRYSTLE RUTHAN RIESING	Williamson	78642	NRM7718	TX	157
2821	LILIANA BOLANOS PEREZ	Hays	78640	NRM7991	TX	320
2822	ROBERTO ARELLANO CARDOSO	Panola	75633	NRM8106	TX	166
2823	BRADLEY ALBERT HOPPE	Williamson	78641	NRM8325	TX	341
2824	RAMON DE JESUS GARCIA MARIN OSMI EZEQUIEL GARCIA VASQUEZ	Travis	78617	NRM9598	TX	316
2825	ANTHONY BOWLES	Harris	77068	NRN3386	TX	281
2826	LISA LYNN COOPER	Williamson	76574	NRR1426	TX	215
2827	GABRIEL GONZALEZ	Travis	78617	NRV0870	TX	177
2828	MEGAN SUSANNE MCVEY MALZ	Williamson	78681	NRV7808	TX	268
2829	ROGERS LOPEZ JEREMY TRISTAN LOPEZ	Williamson	78681	NRV9213	TX	467
2830	BROOKE MARIE WELLS	Williamson	78641	NRV9989	TX	141
2831	DAVE GONZALEZ	Williamson	78641	NRZ1185	TX	647
2832	EMILIO E WILLIAMS JR	Williamson	78665	NRZ3232	TX	214
2833	CHASE DANIEL RILEY	Williamson	78729	NRZ3267	TX	200
2834	ENRIQUE RECIO JR	Williamson	78613	NRZ3645	TX	264
2835	KAIN VELASCO ANGELA CORONADO	Travis	78758	NRZ4827	TX	270
2836	SHAWN EVAN HOLMGREN	Fort Bend	77479	NSH3170	TX	195
2837	SUPER DELUXE CAPITAL MANAGEMENT LLC	Travis	78702	NSJ5085	TX	789
2838	LATARSHA DOMONIQUE LONG	Fort Bend	77545	NSJ8179	TX	169
2839	JEREMY DAVID FOWLER	Travis	78747	SHB5675	TX	225
2840	VIVIAN RENEE RODRIGUEZ	Travis	78660	SHB5793	TX	133
2841	COLIE BRENT ROGERS	Travis	78735	SHB6101	TX	668
2842	CHRISTOPHER EDWARD PICKWELL	Williamson	78681	SHB6607	TX	278
2843	CLARISA BENITEZ	Travis	78723	SHB6720	TX	294
2844	VICTOR MANUEL MUNOZ CARMEN BETANCES	Williamson	78665	SHB6731	TX	146
2845	KYLIE ELIZABETH SCHULTZ	Travis	78653	SHB7005	TX	126
2846	KENROY BRISTOL	Travis	78653	SHB7041	TX	440
2847	JONATHON ALLEN KOVAR	Williamson	78641	SHB7049	TX	413
2848	KENT DEWAYNE BILLINGSLEY	Travis	78617	SHB7511	TX	153
2849	RYAN RANEY DABADIE	Williamson	78613	SHB7531	TX	146
2850	JOICE NAIMA IDORU JOHN LUKUDU LOMUDE	Travis	78653	SHB7630	TX	186
2851	SHAKERAH T BOYCE DION CLEOFOTER GEORGE	Travis	78752	SHB7638	TX	124
2852	JOSE LUIS VELASQUEZ ALEMAN	McLennan	76712	SHB7710	TX	289
2853	DAVID KEY	Williamson	78634	SHB7716	TX	278
2854	MELODY ANN FULLYLOVE	Travis	78702	SHB8104	TX	583
2855	MARISOL ROSALES	Travis	78702	SHB8252	TX	118



CTRMA Prohibited Vehicles

2856	MARCUS ANTONIO PAYTON	Bastrop	78621	SHB8393	TX	172
2857	VALOR MECHANICAL SERVICES	Travis	78748	SHB8494	TX	254
2858	JOHN LANDON ALLGOOD JR	Williamson	78641	SHB8495	TX	340
2859	ROSE ANN HARGRAVE	Travis	78745	SHB9097	TX	301
2860	TAREK ALI BOULBOL	Travis	78738	SHB9147	TX	259
2861	ALVIN JUNIOR CLARK II	Travis	78758	SHB9186	TX	188
2862	ANTHRON REKEITH CAVANAUGH	Travis	78724	SHB9195	TX	374
2863	ASHLEY RENEE SIKORA	Bastrop	78621	SHB9218	TX	231
2864	CHALICIA MARIE WRIGHT	Travis	78745	SHB9248	TX	808
2865	DARIUS JOSEPH CRAWFORD	Travis	78753	SHB9262	TX	139
2866	ISAIAS CARREON-BELMARES	Bastrop	78621	SHB9389	TX	232
2867	RENAUD PEREZ SOTELO JR	Travis	78653	SHB9425	TX	581
2868	FB DOOR-TEXAS LLC	NULL	48170	SHB9489	MI	132
2869	IVAN JOEL CASTILLO	Travis	78660	SHB9677	TX	200
2870	KHALED IBRAHIM ALHAMOURI	Travis	78653	SHB9760	TX	242
2871	AALIYAH SAVANNAH ALDERETE	Caldwell	78644	SHB9907	TX	841
2872	ZACHARIAH HARNETT	Travis	78660	SHB9909	TX	193
2873	JOSEPH MARCUS MORIN ERICA VASQUEZ LOPEZ	Travis	78741	SHB9956	TX	123
2874	JUANITA MARIE LOPEZ	Travis	78745	SHB9959	TX	264
2875	BONNIE ZUNIGA	Bastrop	78612	SHB9964	TX	147
2876	ANGELIQUE MARIE KLINGEMANN	Travis	78744	SHB9999	TX	302
2877	MARIA EVA NIETO	Travis	78723	SHC0055	TX	724
2878	MICHELLE DAWN GISSELL	Travis	78652	SHC0102	TX	134
2879	SETH HARRISON DUKE	Travis	78745	SHC0220	TX	284
2880	MORGAN HAILEY DE VRIES	Hays	78737	SHC0337	TX	113
2881	JOSE TRINIDAD BAHENA PEREZ	Travis	78721	SHC0785	TX	219
2882	LAKENDRA LEANN MYERS	Williamson	78664	SHC1209	TX	364
2883	ALESSANDRA MARCELA MARTINEZ	Travis	78754	SHC1898	TX	331
2884	BENJAMIN ALEX CARABAJAL	Travis	78660	SHC2151	TX	108
2885	AMADOU F DIENG (LESSEE)	Travis	78653	SHC2229	TX	339
2886	JOAQUIN LEON RENAUD	Travis	78653	SHC2352	TX	239
2887	ANABEL DIAZ-VALDEZ ANTONIO HERRERA	Travis	78744	SHC2419	TX	129
2888	DIANA TELLEZ BELMAN	Travis	78653	SHC2854	TX	429
2889	ISIDRO RODRIGUEZ BARRERA JOSE URIBE OCAMPO	Williamson	78613	SHC2970	TX	463
2890	LORISSA ANN PALACIO	Caldwell	78644	SHC3224	TX	242
2891	PRESTON LUIS ROMERO JOE LOUIS ROMERO	Travis	78754	SHC3394	TX	275
2892	DONALD JOE WILLIAMS III	Travis	78741	SHC3690	TX	173
2893	JAMES MICHAEL GUTIERREZ	Travis	78702	SHC3718	TX	148
2894	STANLEY BERNARD REED	Travis	78747	SHC3729	TX	255
2895	ERICA ANNE ESTRADA	Travis	78759	SHC3738	TX	337
2896	GLENDAL DAVIS	Williamson	78729	SHC3742	TX	194
2897	JANESSA MARIE MARTINEZ	Travis	78741	SHC3743	TX	279



CTRMA Prohibited Vehicles

2898	DAVON JERMAINE MARCEE	Travis	78741	SHC3749	TX	122
2899	MARY CHRISTINE TORRES	Hays	78610	SHC3796	TX	608
2900	MA LUISA NOLAZCO MENDEZ	Travis	78724	SHC3985	TX	249
2901	PATRICIO CRUZ MARQUEZ	Travis	78758	SHC4111	TX	289
2902	DESTINY MONIQUE MCCULLOUGH	Williamson	76537	SHC4119	TX	192
2903	SUNSCAPE LANDSCAPING SERVICES	Travis	78756	SHC4154	TX	444
2904	VERONICA ARREOLA ESPINOZA	Bastrop	78659	SHC4333	TX	156
2905	TYLOR MAISON MARTIN	Williamson	78628	SHC4351	TX	112
2906	TERESA DE JESUS SANTIAGO ORTIZ	Travis	78744	SHC4355	TX	237
2907	CORNELIA LASHA KEATON	Travis	78728	SHC4373	TX	251
2908	TEXAS CONSTRUCTION M&D LLC	Hays	78640	SHC4481	TX	225
2909	THOMAS NICHOLAS GOULD	Bastrop	78621	SHC4494	TX	223
2910	MORGAN LEIGH ZATOR	Fayette	78940	SHC4512	TX	125
2911	ARTHUR MICHAEL TORRES	Travis	78725	SHC4524	TX	222
2912	JESUS JAIME GRANADOS	Travis	78753	SHC4594	TX	519
2913	ADELITA BEATRICE GARZA ALEXANDER GABRIEL S SARAT	Travis	78617	SHC4915	TX	417
2914	DENISE DE OLIVEIRA CABRAL BRANDON SCOTT HALL	Williamson	78641	SHC5045	TX	181
2915	SONIA YANEZ MANJARREZ MIGUEL JAIMES	Bastrop	78621	SHC5052	TX	243
2916	MARIA ESBAYDA OLIVARES SOTO	Travis	78752	SHC5148	TX	184
2917	ALIJAH JEHIEL SCOTT COURTNEY RENEE SCOTT	Travis	78735	SHC5326	TX	426
2918	DAVID NICHOLAS WILLIAMS	Bastrop	78602	SHC5447	TX	160
2919	CHELSEA KAYE MACIAS	Travis	78744	SHC5481	TX	161
2920	CARRIE RAMIREZ	Travis	78744	SHC5505	TX	211
2921	MONICA MAYELA TREVINO	Travis	78617	SHC5539	TX	1219
2922	MARIA ESTHELA DORANTES GONZALEZ	Bastrop	78621	SHC5699	TX	168
2923	ANA KARINA HERNANDEZ CHAVEZ MARIA DEL SOL ARZATE RODRIGUEZ	Travis	78660	SHC5868	TX	290
2924	JEROME EDRICK WOODS MCDONALD	Travis	78758	SHC5890	TX	618
2925	DEMARCUS LAMONT MCQUIRTER	Travis	78748	SHC5947	TX	171
2926	TREVOR MICHAEL LEWIS	Travis	78744	SHC5969	TX	173
2927	DANIEL PALACIOS	Travis	78744	SHC6087	TX	785
2928	AZALEA JAZMIN DELGADO	NULL	78567	SHC6235	TX	235
2929	JUANA HERNANDEZ YESCAS JAMES JULIAN	Travis	78617	SHC6256	TX	697
2930	BEATRICE MARIE MORALES RICARDO MORALES JR	Travis	78702	SHC6322	TX	145
2931	KIM MARIE FREDERICKS	Caldwell	78655	SHC6409	TX	1126
2932	ADRIAN GERARDO CORONADO	Williamson	78681	SHC6508	TX	174
2933	ZULEMA RODRIGUEZ ESTEBAN RODRIGUEZ JAIMES	Hays	78640	SHC6581	TX	149
2934	FREDERICK CHARLES COATE JR	Travis	78704	SHC6700	TX	148
2935	ROSALINDA M GONZALEZ	Bastrop	78621	SHC6752	TX	434
2936	JOSEPH DAVID ELSON	Williamson	78641	SHC6871	TX	120
2937	JOHN WILLIAM SANCHEZ JR DESIREE KELANI SANCHEZ	Williamson	78717	SHC6978	TX	279
2938	MELISSA MARIE TORRES	Williamson	78634	SHC7129	TX	249
2939	NALLELY SANTIAGO BAUTISTA	Travis	78741	SHC7167	TX	173



CTRMA Prohibited Vehicles

2940	SILVIA GONZALEZ FRANCO	Travis	78741	SHC7218	TX	430
2941	BRENNA IVY LYLES	Hays	78676	SHC7237	TX	109
2942	KATERINA BASE MARVIN J BASE	Travis	78701	SHC7350	TX	426
2943	PAULINE HERNANDEZ JUSTIN RAY HERNANDEZ	Travis	78702	SHC7509	TX	196
2944	SANDRA J CANDANOSA HERNANDEZ	Travis	78724	SHC7586	TX	365
2945	JARRED STEVEN DELAFOSSE	Williamson	78641	SHC7606	TX	526
2946	ANGELA DENISE DAVIS	Travis	78753	SHC7881	TX	219
2947	MIGUEL ANGEL CORNELIO DIAZ	Travis	78645	SHC7895	TX	360
2948	MARIE E DIAZ ELENA DIAZ	Hidalgo	78504	SHC8011	TX	119
2949	ALYSSA CHRISTINE MUNOZ SALAZAR RAY ADAM LUNA	Travis	78721	SHC8129	TX	277
2950	KEYLA SAUCEDA-REYES	Travis	78719	SHC8189	TX	142
2951	CHRISTOPHER RODRIGUEZ JAIMES	Williamson	78641	SHC8226	TX	168
2952	GEOSOLUTIONS INC	Travis	78744	SHC8234	TX	566
2953	GREGORY PAUL MORRIS	Travis	78645	SHC8282	TX	215
2954	MARENO DERRELL SMITH	Travis	78724	SHC8375	TX	137
2955	ATLAS SAMSON CASTILLO JR	Travis	78747	SHC8428	TX	180
2956	ANASTASIA JEWEL HORVATICH	Williamson	78664	SHC8484	TX	229
2957	ERIKA VEGA-LOPEZ	Travis	78724	SHC8521	TX	242
2958	JOSE GUADALUPE ARROYO SALAZAR	Travis	78731	SHC8656	TX	164
2959	CARL MEHLMAN	Travis	78758	SHC8950	TX	147
2960	BRANDON TODD FERGUSON THOMAS MICHAEL SCHUSTEREIT	Brazoria	77581	SHC8978	TX	227
2961	AMG SERVICES	Nueces	78415	SHC9017	TX	159
2962	SETH MICHAEL OVERTON BETHANY ELIZABETH OVERTON	Williamson	78634	SHC9217	TX	175
2963	ANGELA GAYLE EWALD	Hays	78610	SHC9320	TX	253
2964	TONIA RECHELL GILMORE	Travis	78747	SHC9366	TX	175
2965	DANISSIA LYNN MARTINEZ LEDESMA OTONIEL GARCIA BENITEZ	Travis	78758	SHC9400	TX	115
2966	STEPHANIE MARIE RODRIGUEZ	Travis	78745	SHC9410	TX	205
2967	SERGIO HUMBERTO MARTINEZ DIANA P VAZQUEZ DE MARTINEZ	Travis	78748	SHC9439	TX	276
2968	JORGE GARCIA	Williamson	78634	SHC9571	TX	208
2969	JACOB SAMUEL MANN	Williamson	78729	SHC9636	TX	281
2970	MAURICE LEROY MAXWELL ONI LARAY SANDERS	Williamson	78729	SHC9901	TX	801
2971	YEMERSON LOPEZ ARAGON	Travis	78757	SHC9908	TX	371
2972	MONICA HERVEY-HARTMAN	Travis	78744	SHD0158	TX	202
2973	AARON NICHOLAS MURDOCK	Travis	78741	SHD0163	TX	246
2974	NATALIE RODRIGUEZ RIOS	Bell	76502	SHD0177	TX	323
2975	DEXTER RASHAD RANDALL	Travis	78754	SHD0290	TX	379
2976	MEREDITH HUNTER SPAIN	Travis	78653	SHD0442	TX	500
2977	MARCELINO URIEL ACOSTA MARCELINO ACOSTA HERNANDEZ	Travis	78747	SHD0506	TX	315
2978	MARIA GARCIA RAMIREZ	Travis	78748	SHD0612	TX	243
2979	ANDRES ENRIQUE VELAZCO TOLOZA	Collin	75287	SHD7768	TX	315
2980	AMERICAN UTILITY RESOURCES	Comal	78130	SHF0671	TX	134
2981	AMERICAN UTILITY RESOURCES LLC	Comal	78130	SHF0672	TX	122



CTRMA Prohibited Vehicles

2982	NORMA PATRICIA MADRID AMAYA	Fort Bend	77477	SHF6790	TX	296
2983	RIGOBERTO SERRATO AVILEZ	Travis	78653	SHH7221	TX	572
2984	JESSE RAYMOND FLORES	Williamson	78628	SHJ8906	TX	172
2985	MARCUS LAVON LEE LUNA TATJANA LEE	Williamson	76537	SHJ9308	TX	246
2986	ROBERT ALEC GUILDA	Williamson	78613	SHJ9418	TX	260
2987	KATELYN MARIE ADAMS GONZALEZ	Williamson	78642	SHJ9489	TX	301
2988	AKILAH MARJAN TOLES	Travis	78617	SHJ9803	TX	123
2989	ANDREW LEE COLBURN II	Travis	78757	SHJ9959	TX	265
2990	SESHAIAH ERUGU	Williamson	78628	SHK0245	TX	236
2991	ERIC KIYOSHI GOSNELL NAOMI KATHLEEN GOSNELL	Williamson	78642	SHK0499	TX	225
2992	JUSTINO GUADALUPE PENA III BELINDA CORONA	Williamson	78641	SHK0574	TX	140
2993	LAZARO GARCIA LANDEROS	Bastrop	78659	SHK0578	TX	153
2994	AL CLAWSON DISPOSAL INC	Williamson	78626	SHK0971	TX	128
2995	BOBBY JOE JACKSON	Travis	78749	SHK1270	TX	241
2996	JORGE IVAN RODRIGUEZ	Williamson	78634	SHK1454	TX	248
2997	RUBEN MANUEL ORTIZ	Williamson	78717	SHK1554	TX	313
2998	ANTWAN MCMILLIAN	Travis	78754	SHK1698	TX	294
2999	WILLIAM KENT GOODMAN	Williamson	78717	SHK1715	TX	178
3000	MARIO CAVAZOS	Williamson	78665	SHK1772	TX	149
3001	SAID SINAI GONZALEZ REYES	Williamson	78634	SHK1779	TX	125
3002	COREY DUSTIN FRYE	Travis	78750	SHK1850	TX	219
3003	ARMANDO LIMON	Williamson	78729	SHK2171	TX	178
3004	NEVAEH HERRERA	Travis	78758	SHK2226	TX	111
3005	CERTIFIED TREE CARE AUSTIN LLC	Travis	78750	SHK2480	TX	231
3006	JORGE SILVESTRE MARTINEZ HERNA NDEZ	Caldwell	78616	SHK2975	TX	219
3007	JOSHUA PATRICK BROWN	Travis	78739	SHK9279	TX	315
3008	SANDY MASON BISHOP	Gregg	75601	SHL0874	TX	131
3009	MARIA LILIA GUTIERREZ GARCIA	Travis	78702	SHM2411	TX	190
3010	EMILY FAITH BUSBY	Williamson	78729	SHM4049	TX	267
3011	JOELYN KAYE PARKER	Williamson	78634	SHN3943	TX	249
3012	JAMES ROBERT MORRISON	Bell	76504	SHN4404	TX	188
3013	KASEY DAWN ABLES	Mills	76844	SHN4554	TX	340
3014	JOEL GALAN JR	Bell	76549	SHN4777	TX	122
3015	NATASCHA ISABELL SIERRA MATTHEW JEREMIAH STRONG	Bell	76542	SHN5091	TX	115
3016	WENDY M COFFMAN	Bell	76559	SHN5268	TX	404
3017	LEONARD LEE R SNEED	Coryell	76522	SHN5880	TX	110
3018	JOHNNIE LACY III	Bell	76542	SHN6575	TX	204
3019	ESSENCE EMANI DRAKES ADRIAN RENE LOPEZ	Travis	78728	SHN6808	TX	119
3020	MICHAEL LEE WILSON JR	Bell	76502	SHN6934	TX	370
3021	FRANCISCA JORGE JIMENEZ	Lubbock	79403	SHN7977	TX	922
3022	ADIAN JONEL LUMPKIN-NEVAREZ JOSEPH G LUMPKIN JR	Coryell	76522	SHN8223	TX	462
3023	KARIS K ROBINSON	Bell	76542	SHN8348	TX	485



CTRMA Prohibited Vehicles

3024	KASEY LEANN NETZLEY CHRISTOPHER ROBIN NETZLEY	Bell	76542	SHN8584	TX	277
3025	DOMINIK E FRIAS	Williamson	78634	SHN8867	TX	149
3026	LUIS ERNESTO PRADO	Travis	78748	SHN9442	TX	160
3027	JOYCE HARRISON TOMEIKA JOYNELLE RICE	Bell	76542	SHP0605	TX	377
3028	BRIANNA ALEXIS MCDONALD	Travis	78724	SHP0724	TX	230
3029	LEONDA A DOMINGUEZ MOORE	Williamson	78626	SHP0938	TX	329
3030	JOSE QUINONES LOPEZ	Coryell	76522	SHP1044	TX	122
3031	JOSHUA IAN MELDRU	Williamson	78642	SHP1158	TX	1058
3032	KENNETH EDWARD HOGAN	Bell	76549	SHP2667	TX	208
3033	SHARIVIYA ELANA SAM	Williamson	78626	SHP3233	TX	202
3034	DESTINI AUBREY WADE	Travis	78653	SHP3271	TX	565
3035	CHRISTOPHER LEE HERNANDEZ	Coryell	76522	SHP4155	TX	726
3036	SRAY WICKS	Travis	78660	SHP4410	TX	252
3037	LAYHA KATIE LEE HUGHES	Bell	76543	SHP4416	TX	232
3038	KAYLA CUNNINGHAM	Bexar	78218	SHP4971	TX	204
3039	CHARLES MURRAY JONES JR	Bell	76559	SHP6107	TX	176
3040	ANTHONY DUANE THRASHER	Bell	76559	SHP6190	TX	107
3041	JACOB CHAD FRANKLIN	Bell	76569	SHP6695	TX	265
3042	TERRIKA COLLINS	Bell	76559	SHP6811	TX	460
3043	ADRIAN GONZALEZ CASTELLON	Williamson	78665	SHP6824	TX	625
3044	ROSA MARIA DAVIS	Williamson	78641	SHP7042	TX	149
3045	MELISSA FIGUEROA GAMA	Williamson	76537	SHP7475	TX	164
3046	TERRAHNIQUA EUC DENISE YEARGIN	Bell	76543	SHP7952	TX	496
3047	ROY ALEN STIMSON	Travis	78723	SHP9880	TX	413
3048	AARON CHRISTIAN SANFORD	Bastrop	78602	SHR4057	TX	231
3049	CAMILLE ANTOINETTE PALACIOS SAMANTHA TURK MARTINEZ	Caldwell	78655	SHR4673	TX	444
3050	ALBERTO POMPA MUNIZ	Caldwell	78616	SHR4763	TX	239
3051	ERNEST JOE ROSS	Milam	76556	SHR8130	TX	193
3052	JESSE LEE WEBB	Travis	78660	SHR8519	TX	318
3053	KEITTY KENYA MERCHAN ALDANA	Travis	78660	SHR8712	TX	257
3054	RAMIRO ALONSO	Bastrop	78621	SHR8787	TX	164
3055	ROBIN JULIE PARK PAUL EVAN RAGAN	Travis	78660	SHR9049	TX	330
3056	PAUL ANTHONY FLEMING	Williamson	78642	SHS8915	TX	329
3057	ROSE KATHLEEN CAMPBELL	Williamson	78641	SHV3072	TX	886
3058	OSCAR HERNANDEZ DON JUAN	Travis	78723	SHV3138	TX	207
3059	PRISCILLA MARIE WALDEN	Bexar	78204	SHV3149	TX	157
3060	TIMOTHY JAY WARD JR	El Paso	79915	SHX6798	TX	272
3061	ERYKA BERUMEN	Williamson	78641	SHX8409	TX	158
3062	BENJAMIN ETERU VAI	El Paso	79938	SHZ5623	TX	135
3063	PABLO GUTIERREZ MUNOZ	Bastrop	78612	SHZ8136	TX	360
3064	REX LEE ASHABRANNER	Bastrop	78602	SHZ8323	TX	110
3065	YASMIN KYANA GLASPER	Travis	78660	SHZ8502	TX	186



CTRMA Prohibited Vehicles

3066	ERNESTO A LOZANO ESPINOSA	Bastrop	78621	SHZ8551	TX	562
3067	JOSE DE JESUS FRIAS BRICEYDA DIAZ	Bastrop	78621	SHZ8620	TX	162
3068	EDUARDO MARTINEZ	Travis	78617	SHZ8623	TX	126
3069	ALBERTO ANTONIO VARELA REYES	Bastrop	78621	SHZ8691	TX	105
3070	JOSEPH FRANK MARTINEZ JR LAMANDA GAIL MARTINEZ	Bastrop	78957	SHZ8733	TX	157
3071	VENTURE UNDERGROUND MANAGEMENT, INC	Williamson	78642	SHZ8798	TX	141
3072	ROSEMARY DIAZ	Caldwell	78616	SHZ8955	TX	125
3073	JUAN JESUS MORENO MARINES	Travis	78617	SHZ9001	TX	469
3074	WILLIAM BRANDON WAWAK KATHERINE L CHILDRESS WAWAK	Bastrop	78612	SHZ9024	TX	508
3075	CHARLES EDWIN WHEATFALL JR	Fort Bend	77406	SJC0277	TX	147
3076	JESSICA YUKIKO MURAOKA	Travis	78727	SJC8488	TX	470
3077	DANIEL ALEJANDR ROJAS MARTINEZ DANIELA MENESES TAPIA	Travis	78754	SJC8528	TX	228
3078	STORM LEE MARK COSBY KALEY BRIELLE GOODMAN	Williamson	78641	SJC8643	TX	590
3079	RUSSELL KEITH SULLIVAN	Bastrop	78602	SJC8744	TX	180
3080	CHARLES HARLEY HADAWAY	Travis	78758	SJC8762	TX	176
3081	NICHOLAS ALLAN NELSEN	Williamson	78628	SJC8789	TX	139
3082	LOGAN THOMAS PHILLIPS	Williamson	78634	SJC8909	TX	134
3083	JERRY DUANE LILLEY	Travis	78660	SJC8945	TX	122
3084	ROSEMARY PETRA MADRILES	Williamson	78626	SJC9161	TX	203
3085	BAYLEIGH JOSEPHINE MCKNIGHT	Williamson	78628	SJC9261	TX	256
3086	AUSTIN DWAYNE BAGRICH AGNIESZKA BEATA WRUCK	Williamson	78613	SJC9373	TX	303
3087	EMIGDIO ALANIS SANCHEZ MICHELLE LEE ALANIS	Travis	78733	SJC9499	TX	182
3088	CHRISTIAN DAJOUR ANANIA SPENCE	Travis	78660	SJC9849	TX	317
3089	MONICA CHRISTINE POWELL	Williamson	78634	SJC9969	TX	171
3090	COURTNEY ANN ERWOOD	Williamson	78613	SJC9997	TX	197
3091	VIDALIA LETICIA SUNIGA ANDREW CASTILLO	NULL	78681	SJD0175	TX	212
3092	VIOLET BRADSHAW	Williamson	78641	SJD0267	TX	117
3093	DAVID BARTON	Williamson	78626	SJD0383	TX	223
3094	JOSE E GARCIA HERNANDEZ	Travis	78724	SJD0459	TX	722
3095	MARIA REMEDIOS BARCENAS SOLANO	Caldwell	78616	SRP1857	TX	824
3096	JOSE GUADALUPE RIVERA JR	Caldwell	78616	SRP1881	TX	221
3097	LETICIA JAZMIN SANCHEZ	Bastrop	78612	SRP1884	TX	151
3098	MANUEL LANDEROS III	Caldwell	78644	SRP2401	TX	155
3099	JACOB TAYLOR SMITH	Williamson	76527	SRP3434	TX	190
3100	ALFRED WADDLE	Travis	78723	SRP7505	TX	591
3101	CANDICE NICOLE DIAZ	Williamson	76530	SRR4541	TX	229
3102	BRITNY MICHELLE CANNAN	Bell	76542	SRR5042	TX	718
3103	STEPHANIE RENEE GONZALEZ JOSHUA ALLEN GONZALEZ	Lampasas	76550	SRR5046	TX	470
3104	LAWRENCE LEE ROBERTS JR.	Travis	78723	SRR5303	TX	358
3105	HEATHER ANN GUSTAFSON	Williamson	78641	SRR5473	TX	574
3106	MARIA AZUCE MARTINEZ RODRIGUEZ BRENDA AZUCENA MOLINAR	Travis	78660	SRR5634	TX	756
3107	ARIANA DELILAH MARIE TYSON	Coryell	76522	SRR5786	TX	150



CTRMA Prohibited Vehicles

3108	DEVION RONALD BARTON	Bell	76543	SRR5917	TX	161
3109	CRYSTAL L MCDONALD	Bell	76549	SRR7123	TX	304
3110	REAGAN NICHOLE THOMAS HEATHER MONIQUE RODRIGUEZ	Bell	76513	SRR7407	TX	856
3111	CARLTON LORENZO ROSSELL KAYLA RENEE ZAJICEK	Williamson	76574	SRS7140	TX	135
3112	MATTI MEGAN PHIPPS	Coryell	76522	SRS7988	TX	434
3113	CHRISTIE LEE JONES	Lampasas	76539	SRS8246	TX	517
3114	DENNIS MICHAEL CHRISTIANSEN	Williamson	78641	SRS8492	TX	716
3115	SHAVIA ANTOINETTE ROBERTS	Bell	76549	SRS8663	TX	396
3116	STEPHEN D HARGROW SR STEPHEN DOUGLAS HARGROW JR	Falls	76570	SRV5087	TX	269
3117	GRANT ELYCE WALLACE	Travis	78660	SRV9353	TX	366
3118	PATRICK JOSEPH WILLIS	Williamson	78641	SRV9719	TX	163
3119	ZACHARIAS ALEXANDER DOUGHTY	Bastrop	78659	SRW0293	TX	173
3120	LIAM JAMES LENNAN	Williamson	78641	SRW1100	TX	277
3121	PAIGE MARSHEA HALE	Williamson	78626	SRW4074	TX	148
3122	ERICA JAMES MANSURI	Williamson	78641	SRW4282	TX	1172
3123	KEONTE QUARTEZ BAITY	Williamson	78664	SRX8345	TX	276
3124	ANTONIO TAPIA HERNANDEZ	Harris	77502	SRY5006	TX	107
3125	CHANELLE MILEISHA CURRY	Harris	77433	SRZ6430	TX	702
3126	ALBERTO JOSE VIZCAYA OVIEDO	Harris	77375	SRZ7772	TX	1134
3127	JUAN MANUEL VARONA BROCHE	Harris	77036	SSB5360	TX	139
3128	ALLISON CORA MAYSONET	Williamson	78729	SSDGMTX	TX	220
3129	ANGELA ELIZABETH LASCH	Travis	78759	SSF6452	TX	511
3130	BLAKE ELLIOT FOSTER	Williamson	78641	SSH7407	TX	830
3131	DEONDRE MAREITH BARRS	Travis	78721	SSJ9423	TX	435
3132	RANA RABEH MAHDI	Travis	78617	SSJ9872	TX	665
3133	ANABELLA MONDRAGON MONDRAGON	Travis	78754	SSK0201	TX	662
3134	GARY GLENN GIBSON	Travis	78645	SSK0316	TX	438
3135	SHANNON L FOYS JASON L SALTERS	Travis	78653	SSK0364	TX	535
3136	CLARENCE BENJAMIN WATSON	Travis	78752	SSK3627	TX	408
3137	ANDREW KENNETH MYERS	Travis	78752	SSL6614	TX	595
3138	ELIZABETH AVILES TAVERA ALFREDO ESPINOZA AMADOR	Travis	78617	SSL6635	TX	994
3139	AUSTIN CRAIG NEIGHBORS	Travis	78724	SSL7396	TX	435
3140	NELSON MORA HECTOR MALDONADO GUTIERREZ	Travis	78744	SSL7464	TX	419
3141	JAKEEM ELLIOT HALL DELORIS L CAESAR	Williamson	78664	SSL7804	TX	562
3142	VERUSKJHA CARO MANTILLA RANGEL	Williamson	78641	SSL7957	TX	617
3143	EDWIN SCOTT TERRELL	Williamson	78641	SSL7991	TX	957
3144	DANIEL LEE GONZALES	Williamson	78641	SSL8135	TX	470
3145	LILIA MOLINA GARCIA	Williamson	78681	SSL8145	TX	148
3146	ELIZABETH GEORGE GABRIEL JAMES ELLISON	Williamson	78642	SSL8296	TX	744
3147	JOHNA BLAISE VIDAURE	Travis	78744	SSL8319	TX	485
3148	DAKOTA DYLAN MALISH	Williamson	78641	SSL8357	TX	466
3149	JOSE ANDRES ALBA CYNTHIA JEAN ALBA	Williamson	78641	SSL8411	TX	578



CTRMA Prohibited Vehicles

3150	CHRISTOPHER THOMAS SAYLES	Williamson	78641	SSL8933	TX	365
3151	TREMAINE QUINSHAUN DURR JENNIFER LEE KEALOHA	NULL	80550	SSL8944	CO	255
3152	JONATHON COLTON MCGUIRE	Travis	78757	SSL8991	TX	365
3153	JESUS TIBURCIO HERNANDEZ CRUZ STEPHANIE BAEZ HERNANDEZ	Travis	78653	SSL9122	TX	838
3154	TAMERA ANNE AKINS	Travis	78723	SSL9583	TX	614
3155	ADRIAN DANIEL BRUHN	Williamson	78641	SSL9588	TX	544
3156	LAURA ANNE ELLIOTT	Bastrop	78612	SSL9644	TX	417
3157	CARLOS AUGUSTO FERRARA	Williamson	78626	SSL9672	TX	393
3158	RYAN LEVI SOWELLS	Travis	78750	SSL9726	TX	520
3159	TRUJILLO FAMILY LLC	Travis	78653	SSM0314	TX	219
3160	NICOLE BALDERAS ELIS BALDERAS	Travis	78719	SSM0433	TX	767
3161	CHARLES JOHN JAMES III	Hays	78640	SSR1873	TX	198
3162	BHISHMA ADHIKARI	Travis	78719	SSR5485	TX	167
3163	LADETRICK D MARION	Bastrop	78621	SSS4853	TX	456
3164	MACK FRANK	Travis	78758	SSY6651	TX	279
3165	DEREK JEROME RANDLE	Travis	78753	SSY6835	TX	460
3166	MICHAEL WAYNE SIMMS	Bastrop	78602	SSY6913	TX	247
3167	ISIDRO FIGUEROA	Bastrop	78612	SSY6983	TX	383
3168	WALTER RICHARD MOORE JR	Bastrop	78602	SSY7035	TX	212
3169	GABRIELA LUGO WILIBALDO BANUELOS III	Bastrop	78659	SSY7416	TX	268
3170	DARBY ALEXANDRA BOWERMAN JASON N BOWERMAN JR	Bastrop	78602	SSY7419	TX	498
3171	JOHN ANTHONY ALMAGUER	Bastrop	78602	SSY7493	TX	471
3172	CHRISTINA ELIZABETH CORONA JOSE ARMANDO ESTRADA GONZALEZ	Travis	78653	SSY7813	TX	626
3173	ALFRED JOSEPH SELVERA-CANDELAS	Travis	78617	SSZ6258	TX	220
3174	KENNETH JERMAINE POWELL	Williamson	78642	ST8RDV	TX	392
3175	LESLIE ARREDONDO	Travis	78744	PDC6456	TX	165
3176	JOSE AGUILAR DE LA CRUZ	Williamson	76527	PDD1676	TX	158
3177	SEAN EMORY WELLMAN	Williamson	78641	PDD2756	TX	178
3178	ALFONSO SAUCEDA GALVAN	Hidalgo	78537	PDD4781	TX	194
3179	ISELA FLORES	Hidalgo	78542	PDD5724	TX	178
3180	ENNIELYS AQUILA NAPOLES LUIS R GONZALEZ FERNANDEZ	Williamson	78641	PDG2611	TX	118
3181	KIMALA SHEL SHOWERS	Travis	78653	PDG7543	TX	955
3182	Daisy J Romo	Travis	78617	PDH5328	TX	440
3183	RITA VENDRELL HAWKINS	Travis	78617	PDH5736	TX	403
3184	AARIS BRABHAM	Travis	78752	PDL3673	TX	524
3185	JASMINE JENAY CHAVIS	Travis	78660	PDX7974	TX	177
3186	TANGRA DONNETTA NEAT-CLARKE	Travis	78691	PDX8085	TX	219
3187	SCARLET GOSHAY TIMOTHY MAURICE PRUNTY	Bell	76543	PDY3031	TX	243
3188	SHACA C HODGE	Bell	76542	PDY4508	TX	289
3189	RAMOND LAWRENCE KAHLIA BIRDEN	Bell	76541	PDZ0366	TX	190
3190	MICHAEL DANIEL WILLS BRIANNA JAZMINE WILLS	Bell	76502	PDZ3373	TX	192
3191	JOE A GOMEZ JOHNNY RENDON	Bastrop	78602	PESTY	TX	193



CTRMA Prohibited Vehicles

3192	MINDY JO MORROW	Burnet	78611	PFC2309	TX	146
3193	J SCOTT ODOM	Williamson	78729	PFC2667	TX	227
3194	AMPTECH ELECTRIC LLC	Travis	78653	PFC3145	TX	213
3195	RYLIE ANNETTE STEWART	Williamson	78628	PFC3321	TX	1068
3196	DAVID FRANK DOVE	Williamson	78665	PFC6485	TX	235
3197	LATONYA VANTRICE WILLIAMS	Travis	78660	PFG0620	TX	257
3198	TOMMY LANE ROUNTREE	Caldwell	78648	PFG3490	TX	173
3199	JOSE MANUEL URIAS JR	Hays	78640	RWT7226	TX	131
3200	JONATHAN ANTHONY GARCIA	Travis	78746	RWT7257	TX	312
3201	WILLIAM BARRETT MCCONNELL SARA LYNN MCCONNELL	Williamson	78665	RWT7278	TX	126
3202	CRISTIAN ALEXIS TOVAR-ORTEGA	Travis	78734	RWT7306	TX	111
3203	DANIEL GAUDALUPE FERNANDEZ	Hays	78640	RNM4537	TX	173
3204	FB DOOR TEXAS LLC	Travis	78754	RNM4629	TX	375
3205	Fernando Lopez	Hays	78640	RNM4631	TX	119
3206	RUBEN BENITO ONTIVEROS III	Caldwell	78656	RNM4682	TX	143
3207	SALVADOR MARIN JR	Hays	78640	RNM4905	TX	104
3208	PINPOINT STRATEGIES INC	Hays	78610	RNP2986	TX	200
3209	DARRYL MOMO	Dallas	75234	RNT7515	TX	239
3210	DAMON WAYNE MAYS	Travis	78758	RNZ0529	TX	155
3211	LINDSEY MARIE FISCHER	Travis	78745	RNZ0586	TX	155
3212	WENDELL LAMONT BROOKS	Travis	78728	RNZ0747	TX	123
3213	LAKEITHIA JEAN WALKER	Harris	77449	RNZ1094	TX	288
3214	SOPHIA MARIE POITIER OLUWATOSIN NICHOLAS AWOFOESO	Travis	78758	RNZ1103	TX	203
3215	PATRICIA ELAINE LOVE PAUL ANTHONY LOVE	Williamson	78626	RNZ1122	TX	103
3216	DAILIN GARRIDO PEREZ	Travis	78723	RNZ1389	TX	156
3217	JAMES MICHAEL CAREY	Williamson	78642	RNZ1729	TX	285
3218	PRISCILLA CUEVAS	Travis	78744	RNZ1879	TX	192
3219	LUIS ENRIQUE BUENTELLO	Williamson	78613	RNZ1952	TX	162
3220	JACARA ANN ROBERTS ADAM JACOB SIMMONS	Travis	78660	RNZ2735	TX	461
3221	Krista Cabrera	Bastrop	78602	RNZ2757	TX	185
3222	DANIEL NATHAN OLSON AMY MARIE OLSON	Travis	78660	RNZ3202	TX	565
3223	JESSE CONRIQUEZ CASTANEDA LESLIE ANN CASTANEDA	Williamson	78613	RNZ3242	TX	146
3224	JADE DANIELLE BROWN KATHY DENISE ANDREWS	Williamson	78664	RNZ3453	TX	254
3225	JAVIER MARTINEZ JAVIER ALEXANDER MARTINEZ JR	Travis	78744	RNZ3469	TX	208
3226	TAMMY TERELL SCOTT-HOBBS	Bell	76511	RNZ3488	TX	299
3227	DANIEL GABRIEL RAMIREZ	Fort Bend	77479	RPB4149	TX	428
3228	JESUS ARMANDO LANDERO VAZQUEZ	Atascosa	78065	RPC5248	TX	106
3229	JORGE LUIS PANTOJA	NULL	78223	RPC9000	TX	399
3230	ANTONIO J MARIN	Travis	78752	RPF0069	TX	177
3231	FLORIN-ALEXANDRU ION	Bexar	78229	RPF3529	TX	119
3232	CORDERO CURTIS ROBINSON	Hays	78666	RPF8083	TX	222
3233	EDWIN URIEL SANCHEZ	Travis	78617	RPF8548	TX	523



CTRMA Prohibited Vehicles

3234	NICOLAS MARTIN	Hays	78666	RPF9681	TX	207
3235	AMY MARIE JACKSON DEBORAH MAXINE JOHNSON	Gonzales	78629	RPF9944	TX	120
3236	FRANK ANTHONY HERNANDEZ	Travis	78617	RPG0378	TX	155
3237	ERIN TSCHIRHART TODUS	Bastrop	78662	RPG0723	TX	145
3238	TEXAS CONCRETE RESURFACING LLC	Williamson	78634	RPG2390	TX	158
3239	DANIEL RAY ARNOT BRITTANY NEAL ARNOT	Williamson	78613	RPG2450	TX	232
3240	TEVIN SHAWTON MARSHBANKS SR TISA LYNN FINGER	Coryell	76522	RPH4940	TX	330
3241	ANGEL NICHOLE HARRIS	Bell	76502	RPH5194	TX	166
3242	DYLAN ALEXANDER CARUTHERS	Bell	76543	RPH5316	TX	149
3243	LIFEGUARD 4 HIRE, L.L.C.	Williamson	78613	RPH5623	TX	361
3244	LIFEGUARD 4 HIRE, L.L.C.	Williamson	78613	RPH5624	TX	253
3245	MICHELLE ANIKA FIGUEROA	Coryell	76522	RPH5644	TX	524
3246	JESSICA ANN CUMMINS	Lampasas	76550	RPH7352	TX	237
3247	ALFRED GEORGE MAYO	Bell	76549	RPH8075	TX	160
3248	JOANN REESE KAMIKA RENAE GIVENS	Travis	78723	RPH8242	TX	331
3249	SONJA KAY BURROWS	Bell	76543	RPH9316	TX	278
3250	MERRY CURRIN HARDIN FAITH LAUREN JONES	NULL	28358	RPJ0893	NC	461
3251	DANIELLE VICTORIA ALLENDE	Travis	78753	RPJ0906	TX	171
3252	MIGUEL ANGEL PINA	Travis	78744	RPJ1073	TX	235
3253	MICHAEL A MONACO	Travis	78704	RPJ2335	TX	384
3254	SYREETA MARIE FLETCHER RAMONA OLIVER FLETCHER	Bell	76542	RPJ3988	TX	167
3255	AARON ANDRES SALINAS	Hays	78610	RPJ5452	TX	156
3256	DANIEL BRYAN KENDALL	Williamson	78642	RPJ6221	TX	263
3257	JOSHUA ALLEN SYKES	Travis	78725	RPJ6529	TX	134
3258	SHAWN ISAIAH COPE	Bell	76541	RPJ7358	TX	116
3259	LITA R TALI	Bell	76549	RPJ7482	TX	224
3260	KENNETH NELSON ANDERSON	Bell	76549	RPJ8003	TX	669
3261	TIAIRA CHANELLE RUFF	Bell	76549	RPJ8303	TX	197
3262	JOSE MANUEL PEREZ-OVIEDO	Travis	78617	RPJ8628	TX	387
3263	YVAN ALEXANDRO HERRERA TOUSELL	Bastrop	78621	RPJ8777	TX	114
3264	MARY LINDA CHAPA PAUL CHAPA JR	Bastrop	78662	RPJ8910	TX	289
3265	MOHAMED ELMUJTABA ERWA	Williamson	78613	RPJ9712	TX	194
3266	WILLIE T TORRES	Travis	78660	RPK0295	TX	273
3267	ELEXIS HUNTER COOK	Williamson	78642	RPK0357	TX	169
3268	MIRIAM YVETTE TELLEZ	Williamson	78641	RPK0521	TX	448
3269	NATASHA LEE RICHARDS	Travis	78653	RPK0561	TX	399
3270	ISDORY MWANGUWE EDWARD	Williamson	78664	RPK0577	TX	171
3271	AZARIAS RAYGOZA	Travis	78702	RPK0702	TX	229
3272	MEREDITH RAINEY SEARS COREY ALEXANDER SEARS	Williamson	78634	RPK0707	TX	161
3273	AMBER MILLER	Williamson	78681	RPK1200	TX	102
3274	ALONDRA ITZEL RODRIGUEZ CALVA	Llano	78657	RPK1302	TX	209
3275	ALYSSA MARIE GAMEZ	Travis	78741	RPL8622	TX	186



CTRMA Prohibited Vehicles

3276	ROBERT ADAM ALVAREZ PRISCILLA ALVAREZ	Hays	78610	RPN7118	TX	258
3277	TAYLOR MILES NORTON KATIE SUZANNE CAVE	Travis	78725	RPN7704	TX	189
3278	BENNY LEROY GROSSHANS	Milam	76520	RPR0454	TX	211
3279	CHRIS WAYNE VIOLA	Travis	78728	RPR1383	TX	120
3280	CLIFTON LEE CRUMBLISS JR	Montgomery	77302	RPR3348	TX	153
3281	ODALYS GORROCHOTEQUI	Hidalgo	78516	RPS9981	TX	111
3282	HOT CRETE LLC	Williamson	78642	RPT4313	TX	129
3283	DELORA SHANAY WILLIAMS	Williamson	78664	RPT4752	TX	283
3284	MARIANO VARGAS SOSA	Gray	79065	RPV1653	TX	426
3285	JONATHON AARON SANCHEZ	Nueces	78415	RPV6059	TX	141
3286	ERICK MARTINEZ RANGEL	Angelina	75904	RPV8775	TX	197
3287	OCTAVIA ANGEL NUNEZ	Coryell	76522	RPW7062	TX	193
3288	MICHAEL CHRISTOPHE GRIFFITH	Travis	78747	RPX0992	TX	166
3289	RUBY LOZOYA	Hidalgo	78570	RPX3418	TX	725
3290	RAUL MARTINEZ MARQUEZ	Harris	77060	RPZ3092	TX	270
3291	FLOR DE AZALEA GUAJARDO	Liberty	77328	RPZ3195	TX	116
3292	PALOMINO LANDSCAPE CONSTRUCTION LLC	Travis	78725	RRB5333	TX	214
3293	GERALD STANTON DEMING	Travis	78669	RRB6212	TX	209
3294	IRIS VILLARREAL SHELLY	Williamson	78634	RRD1618	TX	465
3295	HECTOR DANIEL MORALES LOPEZ	Travis	78753	RRG3015	TX	312
3296	EDSON ENRIQUE DEL ANGEL RODR GRISELDA JIMENEZ RAMOS	Harris	77504	RRG6492	TX	397
3297	TIMOTHY DERRON GREENSBERRY	Bell	76543	RRH6078	TX	164
3298	AUDREY DANIELL LAJAUNIE	Harris	77388	RRH7441	TX	282
3299	LINDA DELORES WILLIAMS CLIFTON JAIPAUL WILLIAMS	Harris	77047	RRJ3705	TX	480
3300	NEFTALI CRUZ HIRACHETA	Harris	77044	RRJ4780	TX	105
3301	DANIEL ADRIAN AYALA II	Travis	78704	RRK3867	TX	160
3302	AUSTIN DAVID WILSON SAMANTHA HOFFPAUIR WILSON	Williamson	76537	RRK7724	TX	257
3303	RAYNETTE LASHON MONROE	Travis	78721	RRK8478	TX	262
3304	TRAE WILLIAM BUMPUS	Williamson	78641	RRK8648	TX	205
3305	CONNOR JAMES ROCHE	Travis	78748	RRK8851	TX	164
3306	CLAUDIA MARIE ZUNIGA JAMES MICHAEL RANGEL	Bastrop	78621	RRK8988	TX	343
3307	KEITH MENN	NULL	76542	RRK9486	TX	129
3308	MARIA TORRES JOSE CUEVAS CEJA	Travis	78753	RRM7824	TX	163
3309	RICHARD GARCIA JR MICHAEL SCOTT TAYLOR	Bexar	78219	RRM8764	TX	117
3310	DARON MICAIAH FRANKLIN JOSHUA LEE JUAREZ	Williamson	78664	RRS9071	TX	172
3311	MANJARREZ DE LA SANCHA	Bastrop	78621	RRS9257	TX	723
3312	LARRY DARNELL MILLIGAN	Williamson	78665	RRS9391	TX	291
3313	JAMES LONGORIA LEAL	Travis	78757	RRT0293	TX	133
3314	JOE CHARLEZ JR	Williamson	78626	RRT0304	TX	271
3315	LESHEA TANETTE HARRIS	Travis	78660	RRT0312	TX	309
3316	ISAIAH MARRERO	Travis	78617	RRT0498	TX	192
3317	KYNAN RESHAD DANCY	Williamson	78717	RRT0870	TX	208



CTRMA Prohibited Vehicles

3318	CAMERON SPENCER HAIGHT	Williamson	76574	RRT1055	TX	254
3319	YOENNA HARDY SMITH	Williamson	76537	RRT1340	TX	120
3320	DEDRIENNE DAVETTE THOMAS	Travis	78660	RRT1467	TX	228
3321	SUDHA SRINIVASAN VEERABHADRA RAO TEKI	Williamson	78641	RRT1681	TX	343
3322	JUAN ALBERTO ROBLES	Bexar	78242	RRV4362	TX	296
3323	SAMUEL HERNANDEZ BECERRA	Caldwell	78644	RRV4938	TX	295
3324	ELIZABETH KAYLA FELLOWS	Travis	78734	RRV7101	TX	415
3325	YAMIR CRUZ DOMINGUEZ	Bexar	78238	RRW0469	TX	152
3326	NICOLE RAQUEL ROBLES	Williamson	78626	RRW3070	TX	226
3327	MARIO ALBERTO ALEMAN ERIKA GUADALUPE ALEMAN	Travis	78660	RRX3539	TX	127
3328	FELICIANA PEREZ	Travis	78744	RRX5343	TX	231
3329	LETICIA GARCIA MALDONADO	Travis	78741	RRX5410	TX	153
3330	CRISTINA GONZALEZ MORALES SALVADOR GONZALEZ BENITES	Travis	78653	RRX5523	TX	344
3331	LYNDA O MORENO-JOHNSON TRICIA ANN MORENO	Travis	78753	RRX5995	TX	258
3332	JOSEPH JUAREZ JR	Caldwell	78644	RRX5996	TX	390
3333	EMELIA GALLEGOS MARTINEZ	Travis	78752	RRX6440	TX	158
3334	IRANIA A GALINDO ORDONEZ MADELYNE V CARCAMO MEJIA	Bastrop	78612	RRX6736	TX	182
3335	KATHIA SAINA LARA AVILEZ JEFRY MAUDIEL PACHECO	Travis	78758	RRX6885	TX	113
3336	DAVID LEE WECKER	Williamson	78634	RRX7078	TX	617
3337	JENNIFER COMER DEMAREST	Travis	78660	RRX7380	TX	268
3338	BAILEY NICOLE MILLS KEVIN LAKEITH JOHNSON JR	Travis	78725	RRX7641	TX	110
3339	DRAKE RYAN JACKSON	Williamson	78729	RRX8154	TX	337
3340	FREDERICK WAYNE JACKSON	Travis	78723	RRX8561	TX	174
3341	ROBERT DAVID SOWERS	Travis	78735	RRX8728	TX	123
3342	GERRY JOSE LARA MARTINEZ	Williamson	78613	RRY0112	TX	217
3343	STACEY DONNELL EASLEY	Travis	78758	RRY0366	TX	139
3344	SAMANTHA HERRERA	Travis	78617	RRY0707	TX	237
3345	SANTIAGO S PADILLA CASTILLO ANDERSON S PADILLA CASTILLO	Williamson	78613	RRY0789	TX	103
3346	JESUS GARCIA SUAREZ	Travis	78752	RRY0925	TX	546
3347	NICHOLAS RYAN OLSZEWSKI	Travis	78746	RRY1124	TX	175
3348	ANTONIO ORTIZ SANTOS	Travis	78653	RRY1210	TX	143
3349	GABRIELA LOPEZ AGUILAR	Travis	78756	RRY1456	TX	210
3350	JAVIER GONZALEZ GARCIA	Travis	78741	RRY1497	TX	167
3351	ESTRELLA CRYSTAL NARANJO	Travis	78753	RRY2039	TX	500
3352	BRANDON SEBASTIAN VAZQUEZ	Caldwell	78644	RRY2488	TX	700
3353	BOBBY DEMITRO	Travis	78728	RRY2538	TX	163
3354	JACQUELINE D CHILDS ADDY	Travis	78725	RRY2958	TX	180
3355	KEITH ALLEN CANNON RHONDA Y HABBIT-CANNON	Travis	78724	RRY2966	TX	161
3356	LARRY DONALD FIELDS	Travis	78758	RRY3077	TX	147
3357	SAMUEL LANE OCONNOR MELISSA RODRIGUEZ	Williamson	78681	RRY3170	TX	134
3358	ALBINO BARBOSA GALLEGOS	Travis	78758	RRY3992	TX	135
3359	CHARLES BENJAMIN ROUSE III	Travis	78660	RRY4193	TX	153



CTRMA Prohibited Vehicles

3360	RONNY MARIE DOLBIER	Travis	78726	RRY4648	TX	272
3361	SKYLER SHAY MORRIS	Williamson	78628	RRY4971	TX	140
3362	LAURA JANELLE JACKSON	Williamson	78664	RRY5018	TX	122
3363	RUSSELL EUGENE ECKERT	Bastrop	78621	RRY5195	TX	509
3364	MARCUS ONEAL ROBERTS	Guadalupe	78155	RRY5246	TX	163
3365	JACOB BENJAMIN FRAZER	Hays	78640	RRY5319	TX	142
3366	ERICA COURCHAIINE	Travis	78744	RRY5459	TX	198
3367	STANLEY HOBBS	Travis	78723	RRY5506	TX	104
3368	GRACE THIGPEN	Travis	78734	RRY5508	TX	187
3369	RYAN THOMAS DURHAM	Travis	78745	RRY6061	TX	231
3370	CHRISTION MARQUIS HOBBS	Williamson	78641	RRY8662	TX	542
3371	BERAT BRAHIMI	Williamson	78641	RRY8823	TX	110
3372	BOSCO MUSASA	Williamson	78641	RRY9048	TX	119
3373	IVOR ALBERTO CARCAMO ARIANA ALEJANDRA A CARCAMO	Travis	78660	RRY9224	TX	266
3374	DENISHIA FAITH PRICE	Bastrop	78602	RRY9841	TX	152
3375	GRANGER LANE BANCROFT	Bastrop	78621	RRZ0032	TX	132
3376	DARLEANE L WRIGHT	Travis	78725	RRZ0204	TX	236
3377	SERGIO MARTINEZ	Bastrop	78621	RRZ0344	TX	155
3378	ERASTO MONDRAGON ROMERO	Bastrop	78957	RRZ0357	TX	168
3379	MICHAEL RAY GREENE	Williamson	78633	RRZ0489	TX	333
3380	JORDAN MICHAEL ROSS	Bastrop	78621	RRZ0628	TX	161
3381	JAMES ERIC BARNETT MISTI RENEE WILLIAMS-GAILEY	Travis	78617	RRZ0768	TX	227
3382	RUSSELL WAYNE WOODALL	Aransas	78381	RRZ0784	TX	161
3383	NIGEL JEREMY MARTIN TANISHA REJHAN JACKSON	Bastrop	78602	RRZ0862	TX	381
3384	JOHN TYLER GARZA MARIA G MACIAS MENDIETA	Bastrop	78612	RRZ0903	TX	139
3385	JOANNA LEE SAENZ	Bastrop	78612	RRZ0964	TX	657
3386	TONI LEE ANGELLO	Travis	78744	RRZ1242	TX	383
3387	JEOVANE CARBAJAL MORENO	Bastrop	78621	RRZ1416	TX	113
3388	REY SAMUEL RAMIREZ BERRONES	Bastrop	78621	RRZ1452	TX	398
3389	SERVICE TECH, INC. CHRISTOPHER JOHN PEARSON	Williamson	78613	RRZ2529	TX	453
3390	SERVICE TECH, INC. CHRISTOPHER JOHN PEARSON	Williamson	78613	RRZ3052	TX	285
3391	JOSUE CANO MACARIO	Williamson	78641	RSB0151	TX	146
3392	BOBBY SHANE YOUNG II	Harris	77375	RSB0199	TX	116
3393	CAROL A MUSLEH	Williamson	78729	RSB0266	TX	170
3394	TANYA SUE FLEMING	Williamson	78628	RSB0981	TX	133
3395	MACKENZIE MARIAH RAMON	Travis	78660	RSB1118	TX	164
3396	DESIREE MEURER	Williamson	78634	RSB1193	TX	364
3397	KAREN YVETTE LEWIS	Travis	78748	RSD0213	TX	146
3398	LUPE RODRIGUEZ	Hays	78640	RSD9939	TX	138
3399	TIEN NGUYEN	Calhoun	77983	RSG1941	TX	102
3400	NOAH SANDOVAL	Travis	78745	RSG2194	TX	1170
3401	JESSE LEE PENA NICOLE YVETTE GUTIERREZ	Nueces	78411	RSH0030	TX	208



CTRMA Prohibited Vehicles

3402	CODY LEVI WILIAMS	Travis	78758	RSK7536	TX	145
3403	SHANNON FRANCINE CARR COLBY LYN COTTON	Travis	78749	RSL1136	TX	133
3404	WILLIAM ALEXANDER VILLALOBOS	Harris	77038	RSL4865	TX	127
3405	MAXWELL JOSEPH H SHINDELDECKER	Travis	78735	RSN7216	TX	258
3406	LUIS ANGEL VALDEZ	Bexar	78216	RST5182	TX	149
3407	YESENIA REBOLLAR MONDRAGON	Travis	78724	RST6530	TX	573
3408	ANGELICA MARIE ARANDA	Travis	78748	RST7418	TX	136
3409	BRANDY NECOLE BREWER	Tom Green	76903	RSW0125	TX	143
3410	NATHANIEL DOUGLAS TAGGERT	Lavaca	77995	RSW9527	TX	190
3411	JACOB ALVARO CANTU	Travis	78660	RSX7879	TX	164
3412	MARY MADELINE RUSSELL	Travis	78723	RSX7985	TX	550
3413	CRAIG AUSTIN MCKINNEY	Travis	78735	RSX8756	TX	164
3414	SUMMER ASHLEY FUNEZ	Travis	78660	RSX8841	TX	248
3415	APRIL DARETH POTTER KASIME KANEKICHI POTTER	Williamson	78634	RSX9198	TX	195
3416	MORGAN PATRICIA BOLLENBACHER	Williamson	78729	RSX9269	TX	359
3417	KARLIE MICHELLE BROWN POUL MICHAEL OLUFSEN	Travis	78723	RSX9273	TX	391
3418	DEMONDRA L WALKER CONTRENA SIMONA CONTRERAS	Travis	78660	RSX9373	TX	145
3419	MARK RAY VASQUEZ	Travis	78660	RSX9518	TX	244
3420	JENNIFER LEIGH GUTIERREZ	Hays	78620	RSX9738	TX	160
3421	MELANIE ANN DUNN JUSTIN KANE DUNN	Williamson	78633	RSX9854	TX	501
3422	ALMA JEAN JELLISON	Williamson	78642	RSY0035	TX	264
3423	MARIA MONCERRAT AVILA RIVERA	Williamson	76537	RSY0152	TX	164
3424	GLORIA GARZA	Williamson	78634	RSY0465	TX	179
3425	MARIA FRANCISCA GUTIERREZ SAMUEL GUTIERREZ-GARCIA JR	Travis	78752	RSY0471	TX	144
3426	JALEN LARUE MAYS	Williamson	78634	RSY0494	TX	227
3427	SONIA MAIRE PANCHI	Travis	78724	RTD1008	TX	179
3428	LIONEL ALEMAN	Travis	78617	RTD1879	TX	246
3429	JUAN MANUEL JAIMES-HERNANDEZ	Williamson	78634	RTF4648	TX	385
3430	THANH THIEN NGUYEN	Travis	78726	RTF4766	TX	155
3431	CELESTINA LISELA MORALES KEVIN TYRRON ROBINSON	Travis	78744	RTF8228	TX	296
3432	WILLIAM MARDOQUEO ALDANA MONROY	Travis	78744	RTF8458	TX	173
3433	CHARLES FREDERICK BAIRD	Williamson	78641	RTF8495	TX	223
3434	ANDRES CARRALERO-BARRERO ISEL HERNANDEZ ABREU	Travis	78753	RTF8530	TX	1544
3435	JONATHAN SILVESTRE ORTIZ PEREZ	Travis	78704	RTF8630	TX	144
3436	LUIS MARTINEZ JARAMILLO	Williamson	76574	RTF9235	TX	198
3437	THOMAS LEE WOOD JR	Travis	78660	RTF9256	TX	269
3438	RAYSHON BENNET ARMSTRONG	Williamson	78681	RTF9327	TX	136
3439	PATRICK ALLEN DAY	Travis	78726	RTF9330	TX	334
3440	BRENDA LOUISE FELIX	Williamson	78641	RTF9343	TX	285
3441	ERIC JAY HANSEN	Williamson	78641	RTF9345	TX	117
3442	CASSANDRA MOSQUEDA-AGUIRRE	Travis	78753	RTF9397	TX	267
3443	ANDREW HOWARD DUMMAR	Williamson	78641	RTF9449	TX	359



CTRMA Prohibited Vehicles

3444	JAMIE SHAREE HUGHES	Williamson	78664	RTF9489	TX	108
3445	LUIS FERNANDO REYES	Travis	78753	RTF9645	TX	137
3446	DESTINY MARIE TORUNO	Travis	78744	RTG0498	TX	255
3447	EMMANNUEL JAIMES	Travis	78724	RTG0532	TX	194
3448	JAMES RYAN LADNER	Williamson	78628	RTG0544	TX	175
3449	JESSE ROCHA JR	Hays	78610	RTG0648	TX	273
3450	ALEXANDRA NICOLE MARTINO	Travis	78726	RTG1308	TX	226
3451	ERICA LATRICE RIVERS	Travis	78727	RTG1545	TX	296
3452	JOSE MANUEL ESPINOSA PILAR	Travis	78747	RTG1563	TX	343
3453	ANDRE EUGENE WALKER	Travis	78753	RTG1890	TX	194
3454	DIAMOND ALEXUS MILLIGAN	Travis	78723	RTG1909	TX	507
3455	ANA G DE JESUS-RIVERA	Williamson	78628	RTG2023	TX	145
3456	JONATHAN JUAREZ CAMPUZANO	Travis	78660	RTG2405	TX	141
3457	RAEANN LISETTE GARZA	Williamson	78626	RTG2877	TX	128
3458	BELINDA PEDRAZA JARAMILLO	Bastrop	78612	RTG3835	TX	289
3459	EBONY CHARAY MITCHELL	Travis	78741	RTG3989	TX	151
3460	MARANDA MICHELLE IMMENHAUSER	Fayette	78956	RTG4013	TX	333
3461	SHANE EDWARD PRINCE	Williamson	78641	RTG4157	TX	162
3462	HELEN JEAN JACKSON ANDRE J JACKSON	Williamson	78664	RTG4167	TX	148
3463	TAMARA EVELYN PAUL JEAN DANIEL PAUL	Bell	76549	RTG4311	TX	548
3464	NATHANIEL ZAMORA	Hays	78640	RTG4463	TX	695
3465	WILLIAM CRAIG PINKLEY	NULL	25314	RTG4470	WV	458
3466	EVA JEAN CANNON	Travis	78704	RTG4699	TX	246
3467	MAYRA ALEJANDRA PUENTE	Travis	78723	RTG4785	TX	148
3468	VICTORINO NINO JOSEPH MICHAEL NINO	Travis	78745	RTG5037	TX	317
3469	KEITH LAMONT IVORY	NULL	78612	RTG5057	TX	109
3470	MARIA NATIVIDAD MAYO JORGE	Travis	78724	RTG5170	TX	171
3471	PATRICK EUGENE PORTER JR.	Travis	78660	RTG5191	TX	268
3472	LESTER VIDAL CASTRO ORTEGA	NULL	74744	RTG5511	TX	133
3473	JOHN PAUL FLORES DESIREE FLORES	Hays	78640	RTG6044	TX	162
3474	DANIELLE NICOLE MAYNOR	Travis	78745	RTG6136	TX	179
3475	CAMRON DASHON CAVALIER	Travis	78660	RTG6182	TX	136
3476	CLAIRE MIATA CERVANTES	Travis	78652	RTG6569	TX	205
3477	BODE KEON ADENIYI JR	Williamson	78634	RTG6571	TX	165
3478	NICHOLAS ALAN SANCHEZ	Williamson	78641	RTG6797	TX	484
3479	KILLIAN E LYNES	Travis	78750	RTG6908	TX	103
3480	AUSTIN RICKEY WELLS	Travis	78751	RTG6936	TX	296
3481	YAMIL ORLANDO TREJO ROJAS	Travis	78753	RTG7049	TX	133
3482	EDUARDO SERRANO ESCOBEDO	Williamson	76527	RTG7092	TX	365
3483	MEGAN MICHELLE SOWELL	Travis	78749	RTG7484	TX	164
3484	GUILLERMO PORCAYO LEON	Bastrop	78612	RTG8516	TX	126
3485	LUIS FELIPE SERRATO	Bastrop	78602	RTG8830	TX	102



CTRMA Prohibited Vehicles

3486	NELSON DANILO LOPEZ ABREGO	Travis	78660	RTG9030	TX	233
3487	JOSE A ZAVALA AYALA	Williamson	78634	RTG9285	TX	141
3488	LINO OLIVARES JAIMES	Travis	78724	RTG9294	TX	378
3489	IRENE BIANCA JURADO	Travis	78741	RTG9343	TX	344
3490	HENRY B JR REYNOLDS	Milam	76567	RTG9345	TX	267
3491	ANGELA MARIA CADER	Travis	78724	RTG9549	TX	211
3492	JUAN SUAREZ GARCIA	Bastrop	78612	RTG9836	TX	116
3493	DAGOBERTO L GARDUNO RAMIREZ	Travis	78754	RTH0081	TX	157
3494	GRAYSON ANNE LOERA	Guadalupe	78155	RTH6347	TX	149
3495	MADISON RIANA ALVAREZ PAUL ALEXANDER JUAREZ	Hays	78666	RTH6454	TX	351
3496	STEVEN BOYD HILLSMAN	Hays	78666	RTH6917	TX	334
3497	HEATHER JEAN MULKEY	Hays	78666	RTH7056	TX	181
3498	MERSAYDEEZ R. GUTIERREZ	Travis	78617	RTH7279	TX	187
3499	JONATHAN CHARLES ALTON MICKLE	Hays	78610	RTH7353	TX	613
3500	ADRIANA HERNANDEZ MEDINA	Travis	78724	RTH8157	TX	491
3501	MARIO L RINCON LOPEZ ALICE MARTINEZ	Bastrop	78612	RTH8823	TX	731
3502	PEDRO MUNOZ JR	Williamson	78681	RTJ7163	TX	120
3503	TRINIDAD DELEON PACHICANO JOEL ARREDONDO JR	Williamson	78634	RTJ7375	TX	297
3504	SANDRA GONZALES	Bastrop	78659	RTJ7519	TX	186
3505	JERRY DALE NEW	Bastrop	78659	RTJ7529	TX	266
3506	JUANITA RODRIGUEZ	Bastrop	78612	RTJ7620	TX	157
3507	MIRELA LACHE	Bexar	78240	RTJ7846	TX	417
3508	BARBARA ANN RAMIREZ-PEREZ	Bastrop	78602	RTJ8253	TX	163
3509	AURELIA BAUTISTA VENCES	Caldwell	78616	RTJ8417	TX	169
3510	HARLEIGH M HERRINGTON-ALTMAYER	Bastrop	78957	RTJ8670	TX	189
3511	GENE ARTHUR ROSS GENE ARTHUR ROSS JR	Travis	78723	RTJ8682	TX	140
3512	JUAN CARLOS MEJIA VALENCIA ELVIRA GAONA GAONA	NULL	78563	RTJ8716	TX	198
3513	HUMBERTO ALMARALES GONZALEZ	Caldwell	78616	RTJ8724	TX	128
3514	IAN CARL PEDERSEN	Bastrop	78602	RTJ8779	TX	164
3515	OSCAR DE JESUS DAMIAN MARTINEZ	Bexar	78222	RTK1487	TX	468
3516	SANTOS LEONIDAS RAMOS	Bexar	78207	RTK1995	TX	105
3517	DENISSE A. LEAL DELA CERDA	Comal	78130	RTK1999	TX	169
3518	MANUEL SIFUENTES OLIVA	Brazos	77803	RTK2076	TX	166
3519	DANYRA ODETTE MAGNIER	Williamson	78634	RTK3211	TX	199
3520	MARK ANTHONY TAYLOR	Travis	78725	RTL2433	TX	165
3521	EDGAR M TORRES BANEGAS	Travis	78747	RTL3317	TX	327
3522	JORGE LUIS BAUTISTA ORTIZ SANDRA SUNEM ORTIZ	Hays	78640	RTL3601	TX	130
3523	MARISSA ASHLEY YARBOROUGH	Travis	78759	RTL9556	TX	156
3524	MARION LOIS JONES	Travis	78660	RTL9803	TX	198
3525	Kayla Daugherty	Williamson	78641	RTL9825	TX	132
3526	ALEJANDRO PEREZ	Travis	78660	RTL9855	TX	204
3527	GABRIELA IGNACIA ROSALES	Williamson	78681	RTL9914	TX	167



CTRMA Prohibited Vehicles

3528	KATELIN ANN BENNETT	Burnet	78605	RTM0070	TX	191
3529	IRMA HERNANDEZ SALINAS NICOL HERNANDEZ	Travis	78660	RTM0126	TX	262
3530	BOBBY WAYNE DELLINGER JULIE ANN DELLINGER	Williamson	78641	RTM0373	TX	157
3531	BILLY HUGH DIXON JR JASMINE MARIE CONYERS	Burnet	78605	RTM0428	TX	336
3532	FRANCISCO JAVIER REYES-RAMOS	Travis	78708	RTM0521	TX	857
3533	MARCELA PRADO CADENA	Williamson	78717	RTM0742	TX	261
3534	TRELDON RAY MACE LONA DROKE CHEAIRS	Williamson	78634	RTM0901	TX	183
3535	KAESTNER BAPTUNDE PADONU	Fort Bend	77489	RTM5107	TX	119
3536	AURORA MARTINEZ QUIROZ	Guadalupe	78155	RTM5170	TX	157
3537	ZACHARY DALTON MOYER	Travis	78731	RTM5764	TX	278
3538	IBET SUARES GARCIA	NULL	76179	RTN6182	TX	185
3539	DALLANA LUNA HERNANDEZ	Travis	78753	RTP0943	TX	238
3540	ANA JANETTE RAMIREZ YANEZ	Willacy	78594	RTP4873	TX	147
3541	RUBEN HECTOR GARCIA	Travis	78660	RTR8970	TX	148
3542	IRIS K JUAREZ	Travis	78754	RTS2043	TX	161
3543	RAMONA ORTIZ BEEBE TOMAS CRISTOVAL RODRIGUEZ	Austin	77418	RTS9306	TX	151
3544	AJEE RAYNESHIA JONES	Harris	77088	RTV5334	TX	272
3545	RUBY GALLEGOS	Travis	78660	RTW3316	TX	152
3546	NEFTALI CRUZ HIRACHETA	Harris	77093	RTW5523	TX	190
3547	ALEXANDRIA LETCIA WILFORD	Travis	78660	RTW8013	TX	192
3548	ALI ALEJANDRO MERCADO ROXANA PENA	Fort Bend	77494	RTW9655	TX	396
3549	LAURA PEREZ	Harris	77049	RTX3925	TX	154
3550	AARON E PARRETT	Harris	77044	RTX4594	TX	585
3551	EDDIE SAEL ESCOBAR LOPEZ	Harris	77015	RTX6337	TX	114
3552	BENJAMIN A GOMEZ JR SYLVIA HERNANDEZ GOMEZ	Travis	78744	RTY1137	TX	186
3553	ADERONKE IDIAT MOBOLADE KAYODE SULIAMAN MOBOLADE	Fort Bend	77494	RTY8770	TX	177
3554	NOE RAMIREZ III	Williamson	78613	RTZ9879	TX	463
3555	YENISBEL PALACIO GONZALEZ	Travis	78728	RVB2551	TX	522
3556	MARIEL MEJIA PEDRAZA	Travis	78758	RVB5783	TX	129
3557	SANTOS ALVAREZ	Travis	78617	RVB6092	TX	145
3558	SOFIA ALVAREZ LOZANO	Travis	78721	RVC0833	TX	173
3559	SHARMICA SHANEE SMITH	Waller	77445	RVC2585	TX	156
3560	LINDA C GARCIA- ALONZO	Travis	78660	RVC4106	TX	162
3561	ALFONSO PESCADOR VANESSA MICHELLE PESCADOR	Harris	77338	RVC6322	TX	110
3562	BRIANNA SHARICE EVANS	Williamson	78664	RVD9691	TX	173
3563	EDWIN ANTONIO MARQUEZ LEMUS	Nueces	78410	RVF1373	TX	169
3564	KEVIN PHILLIP VONKAHLE JR	Williamson	78681	RVG0898	TX	454
3565	ANGEL LOPEZ LETICIA LOPEZ	Williamson	78634	RVG0982	TX	374
3566	JOSEPH ROBERT CHAPPELL TANYA ADRIANNE CHAPPELL	Travis	78660	RVG1064	TX	235
3567	JOSEPH ANTONY CLINARD ERICA NICOLE FLORES	Travis	78747	RVG1441	TX	197
3568	DYLAN DAVID LESTER	Williamson	78641	RVG2283	TX	159
3569	JESUS MONTOYA SANCHEZ	Williamson	78626	RVG2440	TX	287



CTRMA Prohibited Vehicles

3570	GLENDIA GARCIA	Travis	78617	RVK6626	TX	155
3571	MALIK HOSEY	Dallas	75115	RVK9482	TX	175
3572	ASHLEY SHERII KELLY	Dallas	75089	RVP0457	TX	139
3573	JARED ALLEN WELSH	Williamson	78664	RVR0178	TX	343
3574	JOE ANTHONY BOSQUEZ JR	Caldwell	78616	RVR4722	TX	467
3575	IRVIN TADEO DE LEON GARCIA	Caldwell	78616	RVR4764	TX	215
3576	JORGE LUCIO SAENZ RESENDIZ	Caldwell	78644	RVR4845	TX	317
3577	LUIS MIGUEL ORTIZ LOPEZ	Dallas	75172	RVR4968	TX	138
3578	JENNIFER TIRADO PEREZ	Caldwell	78644	RVR5041	TX	245
3579	NELSON OMAR PERDOMO MEJIA	Travis	78652	RVR9955	TX	108
3580	MERCEDES CORNEJO	Caldwell	78616	RVS1271	TX	334
3581	WALARE TRANSPORT SYSTEMS INC	Harris	77005	RVS2490	TX	364
3582	ERICA ANN GOERGINA MEDINA MARTHA VERONICA GARCIA	Bexar	78245	RVS3934	TX	575
3583	ERNEST ADAM SOTO	Williamson	78641	RVV2705	TX	459
3584	OLGA LOPEZ OLGA ESCOBEDO	Travis	78744	RVX2866	TX	205
3585	RANDY MARTINEZ NINA LYNN TERRASAS	Travis	78617	RVX2957	TX	264
3586	DAISY PORCAYO	Hays	78610	RVX3112	TX	1171
3587	STEPHEN ELUOGIO LONGORIA STEPHEN LONGORIA	Travis	78617	RVX3646	TX	248
3588	BRANDON NELSON GILMORE KASSIA TARYN GILMORE	Travis	78728	RVX3671	TX	150
3589	JOHN HENRY VALADEZ	Travis	78741	RVY1016	TX	430
3590	DIANA PAULETTE MAGANA CASTILLO	Travis	78758	RVY1106	TX	170
3591	BOOKER T BELL JR	Travis	78754	RVZ5258	TX	202
3592	AMY GUTIERREZ	Travis	78617	RVZ6817	TX	263
3593	JOSEPH TALON FLURY	Bexar	78227	RWB7122	TX	280
3594	ANGELA STRATTON GRANT CLINT ALAN GRANT	Williamson	78642	RWG9856	TX	222
3595	TANNER WESLEY CASBURG	Travis	78645	RWG9858	TX	214
3596	NILDA OLIVIA QUINONES BRANDON ARTHUR MCARDLE	Hays	78610	RWG9904	TX	469
3597	ASHLIE CLARRISSE CAMPBELL	Travis	78653	RWH0068	TX	292
3598	KARINA BOGANTES	Travis	78660	RWH0192	TX	121
3599	VARICK LEE KING	Williamson	78634	RWH0223	TX	141
3600	CASSANDRA LEIGH DOMINGUEZ	Williamson	78613	RWH1029	TX	382
3601	LESLIE TREVINO CANTU	Williamson	78664	RWH1439	TX	129
3602	MEGHAN JEANNE LOGAN	Williamson	78613	RWJ1427	TX	386
3603	WENDY MICHELE REDDEN-THORNTON	Williamson	78641	RWJ1505	TX	478
3604	ERICA MARIE VASQUEZ	Williamson	78613	RWJ2356	TX	181
3605	KADAZSHA RENEE RICHARD	Travis	78653	RWJ9084	TX	125
3606	RICHARD ARTURO BARBOSA	Bexar	78069	RWK1074	TX	157
3607	BRENDA ODETTE KELLY	Bexar	78247	RWK7231	TX	182
3608	QUEST UTILITY CONSTRUCTION, INC.	Bexar	78109	RWK8281	TX	169
3609	GINA M SOLIS	Bexar	78002	RWL2882	TX	263
3610	CHRISTOPHER CHAPIN HARRIS STACY ANNE HARRIS	Williamson	78665	RWL3183	TX	179
3611	CARL JEROME BANKS	Williamson	78634	RWL7973	TX	231



CTRMA Prohibited Vehicles

3612	CODY SHAWN DANNER	Williamson	78642	RWM3140	TX	310
3613	MARY GAUNY TURNER	Lampasas	76550	RWM3429	TX	221
3614	ASALEI LUCIA SUE	Coryell	76522	RWM3561	TX	605
3615	SERGIO JAIMES-MARTINEZ	Hays	78610	RWN0994	TX	153
3616	TORUS,LLC ISOM KUADE WASHINGTON	Williamson	78665	RWN2732	TX	141
3617	BLANCA ESTELA LUNA	Bexar	78240	RWN6909	TX	137
3618	TOMAS DOMINGO TREVINO MICHELL SORIANO TREVINO	Hays	78640	RWN7872	TX	163
3619	EMILY AYALA	Caldwell	78644	RWN8573	TX	263
3620	MELISSA ENGLEMAN	Caldwell	78644	RWN8614	TX	221
3621	JEREMY T WILLETT	Williamson	76574	RWR1341	TX	184
3622	MARY ANN JUSTUS	Williamson	78729	RWR7501	TX	135
3623	ALAN HARVERD LEBARON STUBBS KEIRY RUBY LE BARON BUSTILLOS	Williamson	78628	RWR7605	TX	203
3624	RICHARD MARTIN	Williamson	78641	RWR7741	TX	112
3625	LUIS FERNANDO TERRONES RAMIREZ	Williamson	78613	RWR7817	TX	142
3626	DANIEL RAYMOND STAMM JR	Williamson	78717	RWR8045	TX	323
3627	TD INDUSTRIES INC	Dallas	75234	RWS9858	TX	100
3628	JAIME ORTEGA RUBEN ORTEGA	Travis	78744	RWT2802	TX	112
3629	LINDA MICHELE JACKSON	Travis	78758	RWT2952	TX	233
3630	TALISHA CURRY	Travis	78753	RWT2990	TX	119
3631	TYRONE SMITH	Travis	78722	RWT3044	TX	182
3632	BOBY ABEL AGUILAR CARRANZA	Travis	78741	RWT3267	TX	188
3633	JOSELINE PORCAYO MACHADO	Travis	78739	RWT3307	TX	235
3634	ROWLAND JONES IV	Travis	78745	RWT3394	TX	236
3635	MICHAEL ANTHONY LUNA	Travis	78725	RWT3418	TX	652
3636	KARINA MERCEDES MERCADO SANJUAN	Travis	78660	RWT3491	TX	213
3637	ASHLEY LUMBRERAS	Bastrop	78612	RWT3509	TX	135
3638	SHEREE MICHELLE ROBERTSON	Williamson	76574	RWT3601	TX	191
3639	PAULINE GAMEZ	Travis	78702	RWT3691	TX	210
3640	PIER JAQUON CRITTENDEN	Travis	78725	RWT3737	TX	501
3641	RICKY THOMAS DANIELLE THOMAS	Travis	78660	RWT3799	TX	236
3642	DAISY A ALCALA	Bastrop	78621	RWT3852	TX	240
3643	SHIRESE TOWNSEND	Travis	78728	RWT3919	TX	180
3644	DANIEL GUAJARDO	Williamson	78641	RWT3923	TX	209
3645	SALVADOR LAZCON	Travis	78719	RWT3959	TX	288
3646	MARIA GISELA TELLEZ	Travis	78653	RWT4003	TX	888
3647	RONALD LEON ROSS	Williamson	78641	RWT4292	TX	377
3648	PEDRO GONGORA RAMOS	Travis	78741	RWT4395	TX	261
3649	KAITLYN NORRELL	Travis	78727	RWT4410	TX	126
3650	PHILLIP JR MARTINEZ	Travis	78744	RWT4425	TX	150
3651	JASMINE MARIE FLORES	NULL	73301	RWT4440	TX	194
3652	REGINA EARLINE HILL-MITCHELL	Travis	78753	RWT4545	TX	260
3653	CHERYLE ANN MCBRIDE	Travis	78744	RWT4627	TX	363



CTRMA Prohibited Vehicles

3654	ASHLEY WHITE	Travis	78660	RWT4654	TX	216
3655	JOHNATHAN RYAN ADAMS	Travis	78754	RWT4802	TX	243
3656	JOEL SANCHEZ CERVANTES	Travis	78653	RWT4815	TX	248
3657	CODY AUSTIN BROUSSARD	Travis	78709	RWT4825	TX	277
3658	RENE VALDES VALDES	Travis	78753	RWT4837	TX	508
3659	MARIA GUADALUPE GONZALEZ	Travis	78702	RWT4904	TX	203
3660	MAX CRUZ-CAVAZOS	NULL	78653	RWT4971	TX	461
3661	DESIREE ASHLEY GARCIA	Travis	78723	RWT4978	TX	226
3662	FRANCISCO CORTES CEDENO	Travis	78617	RWT4979	TX	170
3663	THOMAS MARTIN CUNNINGHAM IV	Williamson	78613	RWT5009	TX	315
3664	SUNNY PERA ALLEN	Williamson	78626	RWT5054	TX	147
3665	ELIAS BELMAREZ JR	Travis	78752	RWT5065	TX	151
3666	BRITTANY NA CHELLE WRIGHT	Williamson	78628	RWT5414	TX	552
3667	LUIS R SANCHEZ GOMEZ	Travis	78617	RWT5451	TX	353
3668	MARCUS ALAN CRUZ	Hays	78610	RWT5799	TX	158
3669	EDMUNDO SALAS SANTES	Travis	78753	RWT5896	TX	465
3670	RUBEN ORTIZ ERICA GOMEZ	Bell	76504	RWT5910	TX	142
3671	NICHOLE MANDARO	Williamson	78641	RWT6000	TX	399
3672	JAMES LANDON MCDANIEL JR	Williamson	78613	RWT6609	TX	149
3673	VIRIDIANA TORRES CELBAN ANA KAREN HERNANDEZ BRISENO	Travis	78617	RWT6694	TX	382
3674	ISEL HERNANDEZ ABREU	Travis	78753	RWT7024	TX	231
3675	KIMBERLY MICHELLE BLACKBURN PATRICK WADE BLACKBURN	Gonzales	78959	RYX9412	TX	423
3676	JESSICA CHRISTINE RAKES MICHAEL DAVID JANZIG	Williamson	78641	RYX9426	TX	114
3677	NOE VIDAL QUINTERO	Williamson	78664	RYX9444	TX	174
3678	EDGAR GERARDO TORRES MARTINEZ	Williamson	78626	RYX9475	TX	266
3679	MIGUEL URIEL PEREZ COYOTE	Travis	78741	RYX9548	TX	561
3680	NICOLE SHILEEN ROOCH	Bastrop	78621	RYX9642	TX	286
3681	ZHEILA E VARELA-ALBARRAN	Travis	78617	RYX9643	TX	144
3682	DANIELA BARAJAS MEGAN CAMILLE SOLIZ	Travis	78660	RYX9669	TX	161
3683	JONATHAN JONES	Travis	78660	CMB2427	TX	130
3684	WILLIAM DAVID OLIVER	Williamson	78717	CMC5225	TX	236
3685	CHRISTOPHER MANOLO MARTINEZ ANNA LISA MARTINEZ	Williamson	78641	CMJ5878	TX	230
3686	PAUL J ARGO	Williamson	78641	CMJ5918	TX	278
3687	JOHN MATTHEW SPANNAUS	Hays	78620	CN7V618	TX	299
3688	HERIBERTO CAMPA	Travis	78744	CNP6301	TX	135
3689	SANDRA ANN RADOSAVLJEVIC	Burnet	78605	CNP7095	TX	112
3690	CLAUDIA MARIA BRISENO	Williamson	78641	CNR1796	TX	245
3691	CHARLES HUTCHENS	Brazoria	77583	CNY9125	TX	427
3692	ADA FELICITAS MUONEKE	Travis	78758	CP6F666	TX	265
3693	CODY CHERRY	Travis	78653	CPJ8775	TX	100
3694	ANGELA SPENCER	Travis	78660	CPK1697	TX	104
3695	PEGGY HOBBS	Williamson	78646	CPL3824	TX	201



CTRMA Prohibited Vehicles

3696	KYLIE E SAURAGE	Williamson	78641	CPL6789	TX	178
3697	CHRISTY ANN UPCHURCH	NULL	76028	CPP7875	TX	128
3698	JOSE ESTEBAN CERVANTES	Hays	78666	CR9Y327	TX	268
3699	ERICK CHAIREZ	Travis	78653	CRC8638	TX	119
3700	DARRELL A NICHOLS	Travis	78714	CRD9671	TX	428
3701	CECILIA BLANCHARD	Travis	78660	CRS4889	TX	253
3702	JONATHAN R BALDERRAMA	Williamson	78665	CS1F233	TX	215
3703	MARK L JELESIJEVIC GRISELDA A JELESIJEVIC	Williamson	78634	CS1F792	TX	266
3704	COREY CONNELLY	Bexar	78211	CS4J303	TX	191
3705	ALEXA BRIANNE BALLI	Williamson	78729	CSC1741	TX	187
3706	LORENA GONZALEZ CAMARA	Travis	78660	CSG2431	TX	154
3707	ANDREA LESLEY MONTECINOS	Williamson	78628	CSS2794	TX	108
3708	KENNETH DON DANIELS	Travis	78653	CSS4267	TX	117
3709	OBIE WOODS BONITA WOODS	Travis	78748	CST4534	TX	224
3710	GERMAN GONZALEZ	NULL	78621	CT8H159	TX	160
3711	SARTAVIA L. LAWSON	Travis	78660	CTC1532	TX	155
3712	ANGEL TRAEANETTE BROWN	Williamson	78634	CTG3817	TX	162
3713	JEFFREY ALAN WOOD WOOD ENTERPRISES LLC	Montgomery	77355	CTP5800	TX	245
3714	FRANCES MONIQUE GUZMAN	Travis	78745	CV1F533	TX	391
3715	TANI LOUISE BARR	Travis	78757	CVT8975	TX	124
3716	JOEL DAVID BRIGHT AMBER MICHELLE BRIGHT	Williamson	78681	CVT9830	TX	146
3717	MARISSA KAY REINERT	Dallas	75081	CW3G361	TX	314
3718	DAVID ELIEZAR PACHECO	Dallas	75052	CW7C877	TX	170
3719	CARLOS BENAVIDES III KMCB HOLDINGS LLC	Williamson	78634	CWH3487	TX	185
3720	SHAHIL T PRASLA	Williamson	78613	CWL1386	TX	444
3721	LEE ANNA LOEHR	Travis	78739	CWT2143	TX	1238
3722	MARILYN PRESSLY TAYLOR ANNA ELIZABETH TAYLOR	Travis	78741	CX7N218	TX	1121
3723	MEDRANO E CONSTRUCTION BENITO ENRIQUE MEDRANO	Dallas	75051	CXK5772	TX	164
3724	JESSICA MARIE HUERTA	Bastrop	78621	CXS7802	TX	345
3725	HUNG VI DINH	Dallas	75052	CXY4705	TX	1307
3726	BRENDA LEE THOMAS	Travis	78724	CXZ3251	TX	232
3727	JENNA RENAY QUIROZ	El Paso	79925	CYC0508	TX	393
3728	LIZETTE BERMUDEZ	Bell	76549	CZ5T645	TX	200
3729	RICHARD MURRAY PRICE	Williamson	78729	CZ7T856	TX	158
3730	CASEY JAMES HAND	Williamson	78613	CZK1523	TX	304
3731	WESLEY BRAD BAILEY	Williamson	78626	CZL0826	TX	125
3732	VELMA S PEREZ	Williamson	78634	CZT0054	TX	247
3733	ESTELLA MARIE ADAIR	Travis	78723	DB1F539	TX	293
3734	ANDREW BERMUDEZ	Travis	78744	DB8P409	TX	120
3735	MICHELLE LYNN GLENN	Williamson	78634	DBB5610	TX	1751
3736	ANDRES LOZA	Travis	78752	DBP3630	TX	151
3737	CHARLES HEATH	Travis	78726	DC8S988	TX	207



CTRMA Prohibited Vehicles

3738	KATHLEEN SHAFER	Williamson	78665	DC8X614	TX	169
3739	GABINA BASAVE	Caldwell	78616	DCG3081	TX	220
3740	VANNATH DUCH	Travis	78747	DCS6422	TX	134
3741	EDUARDO RIVERA	Williamson	78664	DDB9225	TX	187
3742	SHELIA CREER	Coryell	76522	DDC1484	TX	319
3743	ANN ELIZABETH COCKERHAM	Travis	78660	DDD0278	TX	170
3744	NEKIA LEANN HARPE	Travis	78723	DDD0602	TX	200
3745	JULIE A CRIPE	Harris	77205	DDG4606	TX	201
3746	GEORGE HALL	Travis	78660	DDV8261	TX	738
3747	ASHLYNN TAYLOR PATRIZI	Travis	78745	DDY1787	TX	353
3748	JARED D HUGHES	Travis	78645	DDYCADY	TX	252
3749	KARLA CAROLINA RODRIGUEZ RODRIGUEZ	Travis	78744	DF6V145	TX	226
3750	CODY COLEMAN	Travis	78758	DFW7432	TX	256
3751	JOSE RAMIRO LIMON JR	Williamson	76574	DFW7600	TX	167
3752	YEYMI LIZZETTE SANDOVAL	Williamson	78665	DFY0787	TX	182
3753	ELIZABETH MALDONADO PUENTE	Harris	77532	DG2G709	TX	219
3754	ISABEL RUBIO DONATO SANCHEZ	Hays	78610	DG4M153	TX	307
3755	ERIK SALOMON ESCOBEDO CASTILLO	Caldwell	78616	DGN9847	TX	150
3756	JAYMES MCKENZIE	Fort Bend	77469	DGS0296	TX	328
3757	MEGAN CAMUS	Williamson	76537	DH6F025	TX	726
3758	OLGER RODRIGUEZ	Travis	78747	DH6F243	TX	279
3759	ASHLEY ANN BARBOUR	Bastrop	78621	DJM5351	TX	231
3760	DAVID WAYNE STARKEY	Williamson	78641	DJP9121	TX	244
3761	GARRETT KRISCHKE	Denton	76209	DJW1682	TX	290
3762	JUAN J LOZANO	Bell	76504	DJXAV1	TX	248
3763	JOHN ROCCO	Comal	78623	DKG1670	TX	132
3764	RAUL GERARDO ROBLEDO	Williamson	78626	DKG1793	TX	250
3765	LUIS GERSON FLORES BONO	Williamson	78626	NRGSOLR	TX	145
3766	JASON TOMAS SANTA ANA	Travis	78702	NSL4376	TX	972
3767	AMERICA NUNEZ DE MARTINEZ	Starr	78584	NSL7582	TX	221
3768	JORGE L MARTINEZ SALDIERNA	Guadalupe	78124	NSN5683	TX	347
3769	LATASHIA RENEE GORDON	Harris	77029	NSV1915	TX	145
3770	ISHMAEL CARLOS ZAMORA	Harris	77042	NSV3971	TX	183
3771	ESAU CRUZ BERNAL	Travis	78753	NSX2247	TX	288
3772	ADRIAN SCOTT THORNTON	Bexar	78254	NSX4158	TX	645
3773	MCKENNA BRIANNE FRANCIS	Harris	77244	NSY6300	TX	250
3774	QUINCY ALLEN FORD	Harris	77051	NTB2663	TX	126
3775	DELORES MCIRVIN BERAN	Milam	76567	NTC4732	TX	263
3776	OS ENTERPRISES INC	Williamson	78626	NTC8142	TX	641
3777	CASSANDRA BROOK DELEON	Cameron	78550	NTC8807	TX	132
3778	TAYLOR RAY HICKS	Travis	78748	NTD4012	TX	546
3779	SUSANNAH ARMSTRONG BONE	Williamson	78630	NTF0120	TX	157



CTRMA Prohibited Vehicles

3780	ANTHONY JOE DEYOUNG	Williamson	78642	NTF2027	TX	366
3781	CHARLES EDWARD LOVE JR	Travis	78738	NTF2074	TX	203
3782	ISAURO GARCIA HERRERA	NULL	78663	NTK8320	TX	552
3783	CRYSTAL LYNN PENA	Nueces	78417	NTK9392	TX	280
3784	BEN S TOLBERT	Travis	78709	NTL9199	TX	895
3785	WALTER SANCHEZ CONNIE ELIZABETH SANCHEZ	Caldwell	78656	NTM5032	TX	165
3786	CORDERO ALEXIS MARTIN	Williamson	78641	NTM5771	TX	589
3787	RAMIRO SANDI	Travis	78660	NTV0697	TX	230
3788	AMANDA MORGAN ALMAGUER	Wilson	78121	NTV9141	TX	116
3789	LLOYD HOMAN KING	McLennan	76708	NTW6092	TX	313
3790	GABRIEL LONDON LOPEZ JR	Bastrop	78957	NTX5970	TX	118
3791	TANIA CORREA	Travis	78759	NTX6048	TX	122
3792	FRANCISCA ADELITA NUNEZ	Travis	78736	NTX6850	TX	338
3793	BRENDA WILLIAMS	Travis	78761	NTX7299	TX	1293
3794	RODRIGO RODRIGUEZ	Hays	78610	NTX8672	TX	136
3795	AUGUSTINE M STANISLAUS LESIL CAROL ANN STANISLAUS	Travis	78724	NTX9107	TX	149
3796	MARIO HERNANDEZ SIFUENTES	Travis	78617	NTX9427	TX	3007
3797	WILLIAM DAVID FLOWERS	Williamson	78641	NTY0286	TX	967
3798	RAYMOND DENNIS HROUDA	Williamson	78641	NTY0725	TX	505
3799	MICHELLE TERRY GREEN	Travis	78724	NTY2362	TX	246
3800	CORTNIE ANNE CUELLAR	Bastrop	78612	NTY2736	TX	249
3801	JUAN R TOBIAS BRIONES	Travis	78725	NTY4629	TX	126
3802	FREDERICK LAWRENCE GARDY	Travis	78723	NTY4747	TX	104
3803	ALFONSO GONZALEZ DIAZ RODOLFO DANIEL MEDINA ESPINOZA	Travis	78724	NTY7486	TX	212
3804	TAMMY MARIE CLONAN	Williamson	78681	NTY8190	TX	414
3805	CRISTINA ORTEGA SEQUERA	Travis	78660	NTY8301	TX	171
3806	SOPHIE NDABITEZIMANA ASIFIWE	Travis	78653	NTZ0019	TX	718
3807	XINA PORCAYO SANCHEZ	Travis	78721	NTZ0217	TX	308
3808	CARIDAD GARCIA ESPINOSA	Travis	78744	NTZ0225	TX	180
3809	ESTEBAN SANCHEZ PEREZ	Travis	78617	NTZ0657	TX	1536
3810	DACORION PRINSTON MATHIS NIESHIA IKEE THOMAS	Travis	78748	NTZ0759	TX	268
3811	KWYNTAYLA DECHON WILLIAMS	Travis	78660	NTZ1072	TX	223
3812	JOHNNY JEROME TAYLOR	Travis	78727	NTZ1150	TX	251
3813	EDGAR JAIMES ORTIZ	Travis	78724	NTZ1316	TX	200
3814	ROSA LIMA OBREGON	Caldwell	78616	NTZ2664	TX	330
3815	DAVID-JAMES NUTTER	Williamson	78717	NUTTER1	TX	220
3816	JAMES CASEY STEELE	Blanco	78636	NVC1969	TX	229
3817	TRISH IRENE TUTTLE	Travis	78653	NVD1128	TX	794
3818	FLAVIO DOMASKESKY FERNANDES BERRIO	Williamson	78681	STG6615	TX	281
3819	LATIESHA LYNN NORRIS	Bell	76559	STG9209	TX	129
3820	KAMERYN CYMONE TOWNSEND	Travis	78754	STK2260	TX	564
3821	JESUS MAXIMILIANO RANGEL ZUBIETA	Travis	78617	STK2365	TX	171



CTRMA Prohibited Vehicles

3822	DEJON FRESCH	Travis	78758	STK2697	TX	426
3823	ISRAEL TINOCO	Travis	78724	STK2845	TX	421
3824	JAVIER GERARDO RODRIGUEZ	Bastrop	78662	STK2909	TX	118
3825	KRISTI MARIE RIVERA	Travis	78741	STK3224	TX	225
3826	KEVIN ISAAC SANCHEZ MARTINEZ	Travis	78758	STK3421	TX	189
3827	HUGO EVERARDO CEPEDA MARTINEZ	Travis	78724	STK3544	TX	279
3828	ANGELICA ANN MARIE AMARO	Travis	78741	STK3702	TX	359
3829	BRITTANY DENISE ALEJO ALPIZAR	Travis	78758	STK3779	TX	808
3830	FELIX A OLIVERA	Travis	78741	STK3816	TX	250
3831	FERNANDO DANIEL TORRES GARCIA	Williamson	78626	STK3868	TX	338
3832	LORENA ESTRADA LEONARDO SANDOVAL	Caldwell	78616	STK4032	TX	239
3833	KEVIN RICARDO RODRIGUEZ NEGRON JULYSSA BOORTZ	Travis	78653	STK4804	TX	170
3834	DABID MARTINEZ CEYENTANO	Travis	78723	STK4876	TX	212
3835	ARACELI REYES	Bastrop	78957	STK5159	TX	159
3836	DANIEL SANCHEZ CASTRO	Travis	78617	STK5467	TX	401
3837	ERNESTO J NAVARRETE SERRATOS	Travis	78753	STK5475	TX	513
3838	TIFFANY MARIE HARDEMAN	Travis	78723	STK5491	TX	357
3839	KEVIN JOSEPH WATSON LESLY ANN WATSON	Travis	78653	STK5578	TX	878
3840	HANNAH ELISE FERGUSON	Travis	78758	STK5704	TX	189
3841	Elizabeth Enciso	Travis	78725	STK6169	TX	109
3842	JEAN ISAIAS ARIZTA	Bastrop	78621	STK6356	TX	162
3843	LESLEY ANN CASTILLO	Travis	78702	STK6540	TX	244
3844	SHANEQUA RENE NYERI	Travis	78617	STK6556	TX	680
3845	NATASHA MAYE HARRIS	Bell	76502	STK6607	TX	740
3846	EDEWINA LADOLLSHA FLOWERS	Travis	78652	STK6640	TX	275
3847	MARELYN ALEJANDRA BLANCO MEJIA	Bastrop	78602	STK7602	TX	189
3848	DAMEON LEEWARD JACKSON CHRISTINA PORSCHE MADISON	Travis	78723	STK8028	TX	426
3849	EDUARDO CHAVEZ VICTOR MANUEL CHAVEZ JR	Travis	78724	RWT7584	TX	118
3850	IRMA LOPEZ RAMOS LEEANN ELIZABETH LOPEZ-RAMOS	Travis	78747	RWT7670	TX	411
3851	LAUREN GARCIA	Travis	78752	RWT7813	TX	128
3852	YUREIDY RODRIGUEZ VALCARCEL YASEL RODRIGUEZ HERNANDEZ	Travis	78660	RWT7858	TX	189
3853	TRISTAN MALIK WALLACE MILTON WALLACE	Travis	78747	RWT7953	TX	150
3854	KIMBERLY LYNN LEAVITT	Travis	78726	RWT8135	TX	127
3855	ADAM JAMES SAUVE	Travis	78748	RWT8161	TX	233
3856	JENNIFER HIGGINS	Travis	78758	RWT8178	TX	253
3857	RC SIMS	Travis	78617	RWT8184	TX	226
3858	MARIA JOSE HERNANDEZ RAMIREZ	Travis	78741	RWT8346	TX	210
3859	LAMONT ALEXANDER CURTIS RAY	Travis	78660	RWT8519	TX	171
3860	TIFFANI JAMES	Williamson	78664	RWT8568	TX	321
3861	JONATHAN BARRIENTES	Williamson	78613	RWT8588	TX	549
3862	ANTHONY RAMIREZ	Travis	78747	RWT8650	TX	294
3863	LUISA FERNANDA BOTERO CARDONA	Williamson	78681	RWT8760	TX	324



CTRMA Prohibited Vehicles

3864	KELSEY ORTIZ CHARLES	Travis	78653	RWT8795	TX	278
3865	JORGE CORTEZ	Travis	78723	RWT8840	TX	103
3866	JESSICA LYNDELL BAKER	Travis	78704	RWT8975	TX	113
3867	HADI HADAVI	Travis	78741	RWT9022	TX	259
3868	TERRON LENELL CARTER	Travis	78748	RWT9035	TX	151
3869	OCTAVAIN LEE SANDERS	NULL	78660	RWT9056	TX	187
3870	WILMER EDGARDO MEZA PINEDA	Travis	78758	RWT9141	TX	155
3871	ANTONIO REYES ORTEGA	Travis	78744	RWT9220	TX	105
3872	FORREST ANDREW LLOYD	Travis	78724	RWT9247	TX	221
3873	JACOB ANDREW YBARRA	Travis	78660	RWT9550	TX	445
3874	PATRICIA TERRAZAS	Bastrop	78602	RWT9613	TX	227
3875	JUAN PEDRAZA	Bastrop	78621	RWT9683	TX	293
3876	ESAHI ODGARIN GONZALEZ DIAZ VERONICA MARTINEZ ALVAREZ	Hays	78640	RWT9722	TX	251
3877	JUAN SAUCEDO	Bastrop	78621	RWT9895	TX	192
3878	MICHAEL LEA GOELOE	Williamson	78613	RWT9898	TX	691
3879	MAYRA MARTINEZ	Travis	78617	RWV0130	TX	138
3880	ANGIE SERVELLON	Travis	78617	RWV0187	TX	372
3881	DEMETRA BRANFORD	Bell	76548	RWV0303	TX	149
3882	MEDARDO RUIZ	Travis	78752	RWV0436	TX	132
3883	CRISTIAN ANTONIO QUINTANILLA HERNANDEZ	Travis	78744	RWV0461	TX	162
3884	ENRIQUE HERNANDEZ LUIS	Travis	78741	RWV0506	TX	108
3885	TRI-RECYCLING INC	Travis	78755	RWV0919	TX	659
3886	CHRISTOPHER QUINTERO MARIA C ARREOLA	El Paso	79924	RWV1593	TX	143
3887	JOHN CHRISTOPHER RUFF	Travis	78734	RWV1646	TX	120
3888	ELISEO CHUB CUZ	Travis	78752	RWV1671	TX	111
3889	ALFREDO GONZALEZ LUNA	Travis	78744	RWV1725	TX	112
3890	RUSSELL BARRYMORE LARKINS	Bastrop	78621	RWV1806	TX	104
3891	NANCY GARZA LOPEZ GORJE ESEQUIEL LOPEZ	Travis	78617	RWV2044	TX	254
3892	CYNTHIA TALAMANTEZ NUNEZ CASSANDRA MARIE NUNEZ	Travis	78660	RWV2112	TX	368
3893	CAYLEY DAWN BIRCHFIELD	Travis	78660	RWV2196	TX	134
3894	RACHEL GAIL RICHEY	Williamson	78664	RWV2452	TX	182
3895	GUADALUPE OCAMPO	Travis	78752	RWV2758	TX	114
3896	ROSLYN FAYE DAVIS	Travis	78753	RWV3119	TX	150
3897	NATHANIEL RAY RODRIGUEZ	Travis	78751	RWV3410	TX	265
3898	CLARISSA ALEXANDRA SAENZ	Travis	78744	RWV3452	TX	214
3899	JENNY DE LA CARIDAD TELLEZ	Williamson	78664	RWV3672	TX	229
3900	ASHLEY ANNE WOODALL	Travis	78758	RWV4053	TX	465
3901	JEFFRIN AMILCAR VEGA URRUTIA	Travis	78741	RWV4276	TX	111
3902	BLAKE FACIANE	Williamson	78717	RWV4325	TX	960
3903	CHERYL EVETTE LEE	Bastrop	78602	RWV4509	TX	267
3904	DALE PETER RANDIG LAURA LOUISE RANDIG	Williamson	78674	RWV4585	TX	271
3905	FELICIA GAYLE GUIDRY	Travis	78748	RWV4641	TX	107



CTRMA Prohibited Vehicles

3906	YASMANY CORRALES JORGE	Travis	78617	RWV4644	TX	122
3907	BRADLEY JAMES VAUGHN	Williamson	78628	RWV4674	TX	165
3908	KELSON NUNEZ CARRASCO	Travis	78660	RWV5227	TX	181
3909	WILSON AUSTIN JOHNS	Williamson	78641	RWV5230	TX	129
3910	BRYAN ALFONSO NINO	Travis	78653	RWV5241	TX	258
3911	CHARLES FREEMAN CHARGOIS	Williamson	78613	RWV5494	TX	148
3912	ESTELA V PINO	Travis	78660	RWV5606	TX	226
3913	ANNA LOUISA VALLEJO	Travis	78719	RWV5630	TX	307
3914	AMANDA ALEXANDER	Bastrop	78621	RWV5904	TX	529
3915	ROBERT C MARGESON JR	Williamson	78641	RWV5910	TX	289
3916	MICHAEL WAYNE ALVIS	Williamson	78634	RWV5937	TX	266
3917	LAURA LIZET SERRANO RENTERIA	Travis	78744	RWV5947	TX	858
3918	PHILLIP BRUCE SIMPSON	Travis	78724	RWV5961	TX	576
3919	DONNA SUSAN WILLIAMS	Williamson	78665	RWV6705	TX	244
3920	LUIS GERARDO CANTU	Williamson	78613	RWV7084	TX	153
3921	KOKO MARCEL CAMBARA	Travis	78653	RWV7164	TX	392
3922	LORETTA ANN MITCHELL KING	Williamson	78665	RWV7448	TX	116
3923	IVA ANN CLARK	Travis	78704	RWV7483	TX	187
3924	SEAN A SEMLER	Williamson	78641	RWV7505	TX	229
3925	LISA FLACCUS COTTICK	Travis	78660	RWV7509	TX	159
3926	GREGORY LYNN MAXWELL	Williamson	78613	RWV7963	TX	387
3927	TY LANDRY	Williamson	78664	RWV8166	TX	129
3928	JACQUINE LAMONT BRIDGES CIERRA R CAMPBELL BRIDGES	Williamson	78665	RWV8285	TX	241
3929	ABEL LOPEZ JAIMES	Bastrop	78621	RWV9017	TX	306
3930	TOM GRIEGO	Bastrop	78612	RWV9187	TX	144
3931	JOSEFINA CRUZ DOMINGUEZ	Bastrop	78659	RWV9573	TX	143
3932	LEKENDRICK CALDWELL	Gonzales	78629	RWX2788	TX	370
3933	STEVEN ANTHONY CRUZ	Travis	78725	RWX6185	TX	160
3934	GAYLEE HAMRICK	Lampasas	76550	RWX6349	TX	129
3935	JORDAN MICHAEL PANNELL	Travis	78749	RWX6650	TX	103
3936	BONNIE LOUISE CHAFFIN	Travis	78660	RWX6780	TX	193
3937	JUSTIN JOHN JASS	Travis	78745	RWX6955	TX	207
3938	CHRISTOPHER LOGAN SCHLECHTE	Travis	78728	RWX8679	TX	185
3939	MELANIE MONIQUE BENAVIDES JOHN RAMON HERNANDEZ	Williamson	78664	RWX8837	TX	187
3940	TRAVIS LEE HEIDEMAN	Travis	78758	RWX9050	TX	231
3941	CHRISTINE NANNETTE PURCHASE RICHARD JOHN MARTINEZ JR	Travis	78741	RWX9052	TX	126
3942	IAN PHILIP DEHORNEY	Travis	78726	RWX9075	TX	114
3943	DAVID MICHAEL KNIE	Travis	78728	RWX9258	TX	118
3944	PAVEL IVANOVICH STEPANOV	Williamson	78681	RWX9270	TX	159
3945	EZEKIEL ROBINSON	Travis	78744	SVW1174	TX	802
3946	LESLEY G ORDAZ VALENZUELA MICHAEL JULIAN GARCIA	NULL	78654	SVW1763	TX	116
3947	MARSHANAY SHARTEIL DAVIS	Travis	78758	SVW1918	TX	401



CTRMA Prohibited Vehicles

3948	ROBERT LEE CLEVELAND	Travis	78653	SVW7929	TX	763
3949	DORA MICHELLE SALYER	Travis	78758	SVW8305	TX	168
3950	TANYA ANN ESTRADA	Williamson	78641	SVX1927	TX	449
3951	JOSE LUIS PACHECO ANTHONY LEE GARZA	Travis	78617	SVX1931	TX	287
3952	WATER WORKS CORP	Williamson	78613	SVX2816	TX	222
3953	AL CLAWSON DISPOSAL INC	Williamson	76537	SVX3810	TX	882
3954	CHRISTA MAE WALTER	Williamson	78613	SVX4069	TX	362
3955	MICHAEL BRETT MCCORMICK	Williamson	78613	SVX4165	TX	403
3956	TEDRICK JAMAAL WOODS	Williamson	78626	SWG9917	TX	553
3957	CUSTOM CRETE DBA REDI-MIX LLC	Dallas	75229	SWJ9241	TX	513
3958	JOSE F CORONADO FRANCO	Hays	78666	SWJ9661	TX	106
3959	WILLIAM BAILEY ALLISON JR	Guadalupe	78155	SWX5229	TX	330
3960	MICHAEL MOLINA	Bexar	78223	SXP3429	TX	352
3961	KALANDRA MONIQUE JOYNER	Travis	78741	SYJ2123	TX	827
3962	AERIELL D WHITEHURST	Travis	78723	SYJ2689	TX	582
3963	TAYLOR MAE JONES	Williamson	78641	SYK4706	TX	888
3964	RYAN GREGGORY DESHAUN MITCHELL	Travis	78704	SYS7623	TX	843
3965	MARVIN AMADO ARGUETA	Travis	78617	T1312L	TX	120
3966	PARKING COMPLIANCE SOLUTIONS LLC	Travis	78725	T3417L	TX	255
3967	AQUILES TOWING & RECOVERY	Travis	78617	T3446L	TX	301
3968	Nicolas Benham	Travis	78744	T3467L	TX	618
3969	AUSTIN TOWING SERVICE INC	Travis	78744	T3468L	TX	768
3970	Nicolas Benham	Travis	78744	T3469L	TX	667
3971	MICHELLE BREWER HILL	Burnet	78605	T3AIDV	TX	117
3972	RONALD WAYNE WILLIAMS	Travis	78721	T5074L	TX	261
3973	MA. ERNESTINA HERNANDEZ ESPARZA	Travis	78617	T5107L	TX	170
3974	RODNEY ALBERT WILLIAMS	Williamson	78641	T5128L	TX	340
3975	ERASMO HERRERA JR	Hays	78610	T6650L	TX	323
3976	512 ADJUSTERS INC	Travis	78691	T8419K	TX	3031
3977	WESTERN MOTORCOACH, INC	Harris	77031	T85173	TX	147
3978	WESTERN MOTORCOACH, INC	Harris	77031	T85526	TX	158
3979	WESTERN MOTORCOACH, INC	Harris	77031	T85527	TX	183
3980	P & T TOWING LLC	Gillespie	78624	T8560J	TX	468
3981	SRINATH TALLA	Williamson	78628	TALLA	TX	232
3982	TRISTAN TODD WALLING	Travis	78741	THETDOG	TX	377
3983	JAIME ZAMARRIPA	Williamson	78641	TJRN0V8	TX	287
3984	VALERIE E HAGLER	Travis	78759	TR1NTG	TX	125
3985	PRESLEY MICHELLE TURNER WILLIAM ALAN TURNER	Williamson	78642	TR35	TX	281
3986	JOSHUA JOHN-PAUL COLE	Williamson	78665	TRUKJAM	TX	243
3987	CAROL DIANE MEEKS	Dallas	75048	TSY937	TX	277
3988	DARLA LYNN WEGNER	Travis	78744	UBEU	TX	159
3989	CRYSTAL ANN WEIGLE	Travis	78741	UGA21	TX	158



CTRMA Prohibited Vehicles

3990	LYNN HAMILTON BUTLER MELISSA MCMAHON BUTLER	Travis	78731	UTDADX2	TX	207
3991	AMANDA REBECCA ROSE ANDREW DANIEL ROSE	Williamson	78613	VLKR1E	TX	406
3992	HARMON LEE WOOLEY	Caldwell	78648	W00LEY1	TX	223
3993	MARTIN ANTHONY FLORES PATRICIA LYNN KIRKLAND-FLORES	Williamson	78628	W0P0	TX	240
3994	DONALD RAY KRUSHALL JR	Wharton	77488	X43930	TX	170
3995	APRIL BUENTELLO SROCK BRIAN DOUGLAS BUENTELLO SROCK	Travis	78725	YCHARGE	TX	468
3996	JESSICA ANN PIERRE-AUGUSTE	Williamson	78641	YTYMP	TX	528
3997	PRASHANT VANKA	Travis	78701	Z1PHOME	TX	173
3998	VANESSA MARIE PEREZ	Caldwell	78644	ZHTP	TX	136
3999	JORGE ARMANDO MOGUEL UTRERA	Travis	78653	GJX8626	TX	403
4000	MORGAN TIFFANY EISTER	Hays	78610	GJX9886	TX	357
4001	CAROL JEAN HADLEY DON RANDOLPH HADLEY	Travis	78735	GJY3385	TX	129
4002	AMANDA MERCEDES JOHNSTON FABIAN ORLANDO JOHNSTON	Williamson	78665	GJY3547	TX	182
4003	XAVIER JARAMILLO	Travis	78653	GJY4174	TX	485
4004	EVERETT TONEY	Travis	78728	GJY9965	TX	361
4005	JUAN CARLOS GARCIA	Williamson	78633	GK60CB	TX	217
4006	CHRISTOPHER DANIEL DELAROSA	Travis	78730	GKB4569	TX	182
4007	RAYMOND SILVA JR	Williamson	78642	GKD9133	TX	189
4008	ALFONSO RAMOS JR ALFONSO RAMOS IV	Travis	78748	GKZ2073	TX	3474
4009	Juan Benitez	Travis	78749	GKZ2280	TX	463
4010	MONIQUE SIOBHAN HUFFMAN	Travis	78660	GLD5339	TX	178
4011	FRANK SHEALY	Travis	78724	GLD5895	TX	120
4012	AMOS O KOMOLAFE	Williamson	78628	GLZ2027	TX	199
4013	JESUS MARIA ROJAS	Williamson	78641	GLZ2760	TX	160
4014	MICHEAL DAVID MINCEY	Williamson	78664	GM94VH	TX	274
4015	MARIA R GONZALEZ	Hidalgo	78577	GMB0024	TX	133
4016	PATRICIA JEAN NUNEZ JEAN-BREEN NUNEZ	Travis	78617	GMK2213	TX	631
4017	CHRISTOPHER WESLEY ORDNER	Williamson	78641	GMR4605	TX	101
4018	FERNANDO A ALVARADO	Williamson	78642	GMZ9977	TX	161
4019	JORGE A NUNEZ-SOL	Travis	78758	GNB9469	TX	328
4020	JOSEPH KENNETH BLACK	Travis	78723	GNC0574	TX	1470
4021	MARIA ONFELIA REYNA BARRIENTES	Williamson	78628	GNF3902	TX	237
4022	ISAIAH CORREA	Victoria	77901	GNR5653	TX	172
4023	ANGELO LUIS RIVERA	Travis	78617	GNR7441	TX	214
4024	CATHRINA LOIS RENCKEN CORY JOSEPH RENCKEN	Travis	78660	GNS3429	TX	387
4025	HOLLY ANNE MOSS	Travis	78745	GNX2910	TX	110
4026	JOSE ANTONIO GONZALES JR	Travis	78731	GNZ	TX	276
4027	GABRIELLE BEVERLY MULLEN	Williamson	78641	GP11JC	TX	357
4028	DEREK COX	NULL	78640	GPK8064	TX	193
4029	HERBERT A EDMONSON JR	Williamson	78664	GPP9770	TX	243
4030	BRICK HOLDING LLC	Hays	78610	GPR5962	TX	160
4031	JOSEPH WHITAKER	Travis	78652	GPR6097	TX	318



CTRMA Prohibited Vehicles

4032	JEFFERY C RANDALL JR	Williamson	78641	GPX6036	TX	177
4033	SCOTT MATTHEW MCKNIGHT	Williamson	78642	GR08MP	TX	591
4034	SONIA RENEE CRITTENDEN	Bell	76549	GR18FB	TX	231
4035	STEPHEN CHARLES LANCASTER VICTORIA DIANNE LUNDBERG	Caldwell	78648	GR27HV	TX	774
4036	RICHARD WINES	Travis	78757	GR36DY	TX	147
4037	AMBER LEE VARGAS	Williamson	78634	GR68PG	TX	300
4038	REGINALD BOWMAN	Travis	78739	GR80TJ	TX	100
4039	RAYMOND MICHAEL WORTEL JENNIFER GRACE BLAKE	Travis	78746	GRB4467	TX	518
4040	ERIK A MUNOZ-CARRILLO	Travis	78617	GRC1523	TX	116
4041	THOMAS MARK CASTERLIN	Travis	78748	GRC1571	TX	200
4042	ATEFEH DANIELLE KARABI	Harris	77062	GRG9946	TX	214
4043	AMADOR R JUAREZ	Williamson	78717	GRX8189	TX	239
4044	TINA RAE DOZIER DANIEL SCOTT DOZIER	Williamson	78613	GRX8541	TX	165
4045	TERRANCE TARON SIMMS	Williamson	78681	GS25MK	TX	124
4046	CHARLOTTE GRANT MUMPHORD	Travis	78660	GS29MS	TX	186
4047	CORNELIUS LAVELL WALKER SR	Williamson	78613	GS30GC	TX	194
4048	EDWARD DELAROSA RODRIGUEZ	Williamson	78642	GS31WP	TX	313
4049	BENJAMIN ALEXAND MEROFF LESSEE	Williamson	78613	GS40PP	TX	115
4050	JUAN MANUEL LOZANO JR	Travis	78660	GS71YC	TX	574
4051	SHELLEY LYNN DAWSON	Travis	78745	GS73PR	TX	124
4052	BRITTANY SANDERS	Travis	78725	GS73SX	TX	818
4053	WILLIAM JAMES MCCAULEY	Travis	78660	GS78SH	TX	240
4054	STACY D MOLTZ	Austin	77474	GSH1532	TX	393
4055	DOROTHY A HAYWOOD	Bastrop	78602	GSL0083	TX	189
4056	JUAN FRANCISCO ALVAREZ RAMOS	Bexar	78148	GST3007	TX	306
4057	JAMES DOWELL	Travis	78660	GSV8880	TX	281
4058	PATRICIA ANN MCDONALD	Travis	78653	GSV9843	TX	324
4059	JAVIER ALBERTO SANCHEZ	Bastrop	78957	GSW0086	TX	196
4060	ROBERTO YANES FLORES	Travis	78660	GSW1799	TX	110
4061	ALEJANDRO I GARCIA ANGELES ERIKA ISABEL GARCIA JAIMES	Williamson	78642	GSW3675	TX	176
4062	TIFFANY MARIE JACKSON	Williamson	78641	GSW7759	TX	130
4063	RICHARD NELSON OSBORNE	Williamson	78641	GSW7841	TX	654
4064	COURTNEY JESSICA INMAN	Williamson	78729	GT17KJ	TX	323
4065	KENNETH ROBERT HOSMER	Williamson	78642	GT31JF	TX	509
4066	JESSIE GARZA JR.	Brazos	77803	GT67JH	TX	347
4067	ZACHARY THOMPSON PITTMAN	Travis	78741	GT79BL	TX	384
4068	JADE MARIE VOIGT JAMON	Williamson	78664	GT87GX	TX	278
4069	TAYLOR GLEN MUSE	Williamson	78613	GTN4497	TX	458
4070	KAYLA MEDLEY	Travis	78660	GTT0413	TX	642
4071	AARON SMITH	Travis	78741	GTT1502	TX	239
4072	BRUCE KEITH JONES	Travis	78752	GTT1637	TX	220
4073	ELIDA OLIVEROS PORTILLO	Travis	78752	GTT1807	TX	250



CTRMA Prohibited Vehicles

4074	KRISTINA ADELL SMITH GRAYSON BARRETT SMITH	Williamson	78642	GTV4234	TX	369
4075	T AND A CLEANERS LLC KARL HUGO SCHULTE	Williamson	78664	GTV5989	TX	296
4076	ROBERT WADE RUSHING	Williamson	76574	GTX1607	TX	712
4077	KEVIN BRANDON GONZALES	Hays	78666	GVC4046	TX	164
4078	MARGIE LEE KANADA	Bastrop	78602	GVM6572	TX	130
4079	LEVERN ANTHONY CARLSON	Travis	78726	GVT2375	TX	128
4080	ELIAS DANIEL DOMINGUEZ	Travis	78660	GVY6648	TX	139
4081	FAITH RALENE BUSHEN	Lampasas	76550	GWC5327	TX	129
4082	MARIE FOWLER LECHOW	Burnet	78654	GWC5556	TX	229
4083	CHARLES EVAN BAILY	Travis	78653	GWR7650	TX	210
4084	MARGARET ALLYSON CUNNINGHAM	Travis	78745	GWV3243	TX	358
4085	SHAFICI JAMA ABDIRAHMAN	Travis	78728	GWV5553	TX	246
4086	JAVIER LOPEZ	Caldwell	78644	GWV0107	TX	111
4087	JOEL TERESA-GORDILLO	Travis	78754	GWV1908	TX	151
4088	JOSHUA ALONZO	Travis	78759	GWV2821	TX	148
4089	RUBEN CABRERA	Travis	78758	GWV3874	TX	562
4090	KELLI DIANE LEAF	Williamson	78634	GWY3996	TX	254
4091	DANIEL BECERRA	Williamson	78665	GWZ2995	TX	189
4092	LIONEL SAMUEL DEJESUS	Williamson	78641	GWZ3637	TX	476
4093	MARIDOL ACOSTA PALOMO	Hays	78610	GWZ4050	TX	826
4094	JULIE ANNA EARLY MICHAEL J EARLY	Mills	76864	GXP4718	TX	154
4095	LILIANA J DIAZ DE LEON	El Paso	79932	GXX7613	TX	178
4096	LESLIE HUERTA AURORA MOLINA	Bell	76549	GXY8151	TX	274
4097	COLIN MICHAEL SAUNDERS	Williamson	78613	GXZ0447	TX	156
4098	KRISTY ANDERS	Burnet	78605	GYH3165	TX	206
4099	CHARLES WHITE	NULL	76548	GYP3800	TX	173
4100	EMILIO PABLO MAYORGA	Bexar	78256	GYW5135	TX	133
4101	JENNIFER GUERRERO	Hays	78640	GYZ1880	TX	298
4102	HUGO R SOLIS	Hays	78640	GYZ1912	TX	338
4103	ROSENDO FLORES QUEZADA	Travis	78741	GYZ7784	TX	269
4104	JUAN ROJAS GLORIA	Travis	78744	GZB1859	TX	249
4105	STEVEN CHARLES MEURER CYNTHIA GAIL BROOKS	Williamson	78641	GZB9396	TX	403
4106	SHARON K BUNNEY	Williamson	78664	GZC3790	TX	304
4107	CRISTOBAL HERNANDEZ ARGUMEDO LAURA JANETH ARGUMEDO	Bastrop	78957	GZP6357	TX	393
4108	GRADY B WILLIAMSON III	Travis	78669	GZY1057	TX	252
4109	FARMERS TEXAS COUNTY MUTUAL INSURANCE COMPANY	Comal	78130	HOTBUNZ	TX	158
4110	AYLIN CABRERA	Travis	78653	HCD0617	TX	668
4111	OMAR NEVAREZ	El Paso	79930	HCG1689	TX	359
4112	PAMELA JOHNSON	Travis	78722	HCM5745	TX	365
4113	SCOTTY D TUCKER	Williamson	78664	HDP3216	TX	445
4114	JOANNA SANDERS MCNARY TY LACHNCES CALLIS	Travis	78744	HDS1065	TX	132
4115	JAVIER VILLALOBOS	Harris	77065	HDX2055	TX	163



CTRMA Prohibited Vehicles

4116	NATHAN W MAYFIELD	Travis	78660	HELEN	TX	110
4117	JERRENE VIRGINIA L'AMOREAUX	Travis	78749	HFD9557	TX	161
4118	MAKENNA JANE KRAUSS	Burnet	78605	HFH0664	TX	165
4119	EDWARD CARTER BURK III	Williamson	78642	HFK9398	TX	140
4120	JOEL SUE FLESHER	Travis	78721	HFL0805	TX	194
4121	CRUZ DE-JESUS R-RODRIGUEZ	Travis	78617	HFN5224	TX	185
4122	QUATTRO POOL FINISHES LLC	Hays	78666	HFN6402	TX	151
4123	MAXINE NICOLE HARRIS	Travis	78759	HFY9721	TX	717
4124	FLORA ELIA TAYLOR	Williamson	78729	HFZ0579	TX	425
4125	EDGAR ORLANDO MERCADO MURILLO	Hays	78610	HFZ1863	TX	436
4126	CORY GLENN JOHNSON	Williamson	78641	HFZ4440	TX	256
4127	FELICIA DENISE AUGUST	Travis	78617	HFZ4471	TX	189
4128	ROSLYN KAYE CAMPBELL	Travis	78660	HFZ4533	TX	169
4129	RODOLFO MEJIA ADAME	Travis	78724	HGB0427	TX	634
4130	SHELBY K SHELLENBERGER TERRI J SHELLENBERGER	Travis	78660	HGB0942	TX	220
4131	CHRISTA MARIE DEES	Travis	78749	HGB1360	TX	119
4132	JOEL SEBASTIAN BAEZA	Williamson	78665	HGB2418	TX	888
4133	JESUS ORTEGA COSME	Bexar	78211	HGB3768	TX	132
4134	ABAGAIL PHOEBE WAGNER	Williamson	78729	HGB4631	TX	1524
4135	NORBERTO GONZALEZ	Travis	78617	HGB5599	TX	122
4136	NORMA A GARZA	Lamar	75460	HGC8809	TX	247
4137	CHRISTOPHER W KELM	Williamson	78615	HGF0586	TX	195
4138	MIA VONCHELL LEWIS	Fort Bend	77407	HGJ6610	TX	200
4139	WILLIE JAMES DUPLANTIER	Travis	78723	HHD6512	TX	311
4140	OWEN MICHAEL GRELLA	Williamson	78641	HHD7363	TX	261
4141	JOHN DARRELL TINSLEY	Williamson	78613	HHD7846	TX	198
4142	CHRISTINA JIMENEZ MENDEZ	Williamson	76578	HHD8792	TX	130
4143	GARY FRANKLIN THOMAS	Williamson	78613	HHD8916	TX	225
4144	CHRISHAI LAMONTE JONES	Travis	78653	HHD9980	TX	195
4145	AMANDA ELIZABETH MONTGOMERY	Hays	78610	NVD1343	TX	161
4146	OBINNA KELECHI ALARIBE	Travis	78759	NVG3322	TX	1197
4147	MADELINE E ROSENSTEIN	Travis	78721	NVG4668	TX	260
4148	TIFFANY CROSS GREEN	Williamson	78642	NVG5065	TX	302
4149	ANDREW BLAINE HENDRICKS MISTY ALEXANDER HENDRICKS	Williamson	78641	NVG5171	TX	810
4150	IRMA YOLANDA SNYDER TONY ALLEN SNYDER	Williamson	78641	NVG5287	TX	520
4151	BLAKE THOR EVENSON	Williamson	78641	NVG5306	TX	137
4152	MARTHA DESSALEGN TEFERA	Travis	78653	NVK9785	TX	549
4153	DANIELA ALEJANDRA ARIAS	Harris	77099	NVP0014	TX	173
4154	EVERETT WHITE	NULL	78701	NVW9171	TX	989
4155	APC LLC DBA RENT 2 OWN HQ	Bexar	78240	NVX7588	TX	107
4156	AMALIA DANIELA DIMAS	Bexar	78229	NVX8293	TX	142
4157	CHRISTY LOPEZ PETROPOULOS	Travis	78751	NVZ5890	TX	292



CTRMA Prohibited Vehicles

4158	VINSHAY STEVENSON	Bexar	78247	NVZ7098	TX	234
4159	LARRY ALLEN COSTILLA	Hays	78666	NWB7445	TX	151
4160	TABETHA KLAINE GONZALES	Travis	78736	NWC6945	TX	242
4161	JUAN LUIS CHAPA	Caldwell	78644	NWF5040	TX	116
4162	STEPHEN LEWIS WALLACE	Hardin	77659	NWL2167	TX	117
4163	AARON THOMAS JASSO SANTIAGO GOMEZ III	Bexar	78223	NWP1148	TX	207
4164	JACOB CHARLES PALMER LLOYD G PALMER	Travis	78741	NWP1421	TX	188
4165	MAIA NOELLE BELTRAN	Bastrop	78602	NWS2123	TX	559
4166	ANTHONY BENSON WEST	Williamson	78613	NWS2241	TX	264
4167	PHYLLIS MICHELLE LEWIS	Caldwell	78644	NWS2604	TX	196
4168	DAVID LE ARBOGAST	Bastrop	78602	NWS2690	TX	268
4169	SHARON DIANE FRANCOIS	Bastrop	78957	NWS3065	TX	172
4170	NICOLE KEIKILANI FREDERICKSON	Travis	78723	NWS3226	TX	197
4171	DODANIM ERNESTO RIVERA GUEVARA	Travis	78724	NWS4497	TX	146
4172	RICKY ANTHONY PAIGE	Bell	76549	NWV1922	TX	643
4173	MARISSA MARIE HERNANDEZ	Travis	78748	NWV2423	TX	210
4174	JOSEPH LYNN EAKER AMANDA RAYE WILKINSON	Bell	76549	NWV3433	TX	192
4175	RAJAA SALEH	Bell	76549	NWV3581	TX	161
4176	CHRISTOPHER RAY ALBRIGHT KYLE MARSHALL ALBRIGHT	Travis	78744	NWV4484	TX	283
4177	GELCO FLEET TRUST	NULL	21152	NWV5178	MD	223
4178	SAMANTHA ASHLEY-MASCE LADAGE	Bell	76501	NWV5319	TX	381
4179	WADE MATHEW DRAKE JENNAFER MARIE DRAKE	Bell	76502	NWV5723	TX	226
4180	MICHAELA RENEE CLARK CHRISTIAN IVY	Bell	76543	NWV6810	TX	251
4181	JOANYELLE MARKET A JONES	Williamson	78664	NWW2684	TX	212
4182	BRETT FREEDMAN TAMARA FREEDMAN	Fayette	78945	NWW6703	TX	302
4183	JOSEPH S GUTIERREZ	Bastrop	78621	NWX5255	TX	389
4184	SERENA H BERG	Travis	78752	NWX6430	TX	367
4185	MELANIE DANETTE LAWSON RODDY KEITH LAWSON	Williamson	78641	NXB7265	TX	304
4186	JULIAN ANTHONY VASQUEZ OHARA	El Paso	79938	NXH0988	TX	275
4187	LISA ANN DEBAULT JAMES BRODY DEBAULT	Travis	78748	NXH8276	TX	182
4188	LACIE VIRGINIA GARCIA	Hays	78640	NXH8483	TX	302
4189	WESTLEY ROBERT HEANEY	Williamson	78665	NXH9502	TX	251
4190	ASHLEY LYNN FRANCOVICH	Travis	78753	NXH9663	TX	211
4191	NELLIE LEWIS WALKER	Williamson	78665	NXJ0206	TX	558
4192	ALEXIS JHANE MCNALLY ALEX RAHEEM BROWN	Williamson	76574	NXJ1683	TX	303
4193	MELISSA LOMBRANA	Hays	78666	NXJ3215	TX	111
4194	ALEX ANTHONY DIGIACOMO	Williamson	78613	NXJ4394	TX	136
4195	SONNY CALDERON	Ellis	75119	NXK1554	TX	184
4196	SUSAN QAISI SOUTH	Tarrant	76020	NXK3838	TX	112
4197	TAYLOR ANNE SCHOBAY	Hays	78610	NXK9985	TX	197
4198	BRIAN COLON	Travis	78741	NXL0213	TX	151
4199	SUCCULENT NATIVE LLC	Travis	78751	NXL0630	TX	191



CTRMA Prohibited Vehicles

4200	KOURTNEY CARLENE FOLZ	Travis	78653	NXL1079	TX	539
4201	VICTOR MANUEL TRIANA ZUNIGA	Travis	78741	NXL1806	TX	273
4202	KSHIPRA KAPOOR SADHANA KAPOOR AHUJA	Travis	78735	NXL1934	TX	122
4203	ANYSSA JANEL CUELLAR	Travis	78758	NXL1998	TX	200
4204	MARIA ISABEL ARROYO-CALDERON	Hays	78666	NXL2530	TX	328
4205	COURTNEY ANNE BECKER	Williamson	78681	NXL4095	TX	297
4206	KRISTA MICHELLE SMITH	Travis	78728	NXL5418	TX	245
4207	ASHLEA NICHOLE RAMIREZ REYNALDO MEJIA RAMIREZ II	Caldwell	78656	NXL6303	TX	188
4208	MARJORIE JACOBS	Travis	78653	NXL7004	TX	657
4209	HOLLEE LORING HAMMOND	Williamson	78717	NXL7113	TX	140
4210	ENRIQUE MARTINEZ JR	Hays	78640	NXL8094	TX	150
4211	COURTNEY DIONTE CANADY	Travis	78660	NXL8590	TX	284
4212	ADRIAN RODRIGUEZ	Travis	78653	NXM2129	TX	837
4213	SONIA GONZALEZ	Bastrop	78612	NXM2895	TX	137
4214	ERIKA MEDEL	Travis	78747	NXM3215	TX	220
4215	CHARITY EVETTE FRENCH	Travis	78728	NXM3794	TX	207
4216	ABILENE CORDERO CORDERO LAURA JUDITH TREJO CAVAZOS	Travis	78745	NXM4077	TX	267
4217	ANDRE JAN CARRILLO	Bexar	78240	NXM4222	TX	139
4218	MARCOS SAUL FLORES MERCED FLORES-MENDOZA JR	Travis	78744	NXM4416	TX	184
4219	MICAELA RAE CAMPOS	Travis	78748	NXM4627	TX	187
4220	EDITH MARTINEZ ISMAEL AGUIRRE	Travis	78653	NXM4785	TX	246
4221	ELIJAH ONEAL GRIFFIN	Travis	78720	NXM5006	TX	455
4222	CYE TRENT JACKSON TYE MYKEL JACKSON	Travis	78744	NXN3302	TX	208
4223	ALEXANDRA NICOLE HAWKINS	Kendall	78006	NXP4221	TX	220
4224	JEFFREY R WILSON	Travis	78660	NXR1897	TX	370
4225	JORGE CALLEJA SOTERO NEREYDA SUGIA CALLEJA	Hays	78640	NXR2142	TX	151
4226	CARTOPIA LLC	NULL	72756	NXR2175	AR	370
4227	KIMBERLY DAWN HOBSON JAMES EMMETT HOBSON	Bastrop	78621	NXR6216	TX	158
4228	BONNIE MELINDA STONE	Williamson	78642	NXV3875	TX	257
4229	JATIKA GIDDINGS	Dallas	75115	NXV4416	TX	328
4230	FLORINEL AUGUSTIN AMBRUS	Bexar	78229	NXW6910	TX	118
4231	MARIA HERLINDA JUAREZ VENEGAS	Travis	78617	NXZ6614	TX	456
4232	REC CONSTRUCTION SYSTEMS LLC	Hays	78666	NYD7436	TX	102
4233	AMY JOYCE CHRISTOPHER LINDA TUCKER HAMILTON	Bastrop	78602	NYD7631	TX	225
4234	JASON ALEXANDER FOULKS	Travis	78653	NYG3932	TX	449
4235	EDD MACK FULKES DBA EDD FULKES CONCRETE	Williamson	78641	NYH1396	TX	226
4236	SHAWN EVERTT BOLDEN	Williamson	78665	NYH2020	TX	257
4237	ALFRED FRANK ANDRE	Williamson	78641	NYH2246	TX	146
4238	JOSE EDUARDO BAUTISTA	Williamson	78613	NYH2988	TX	183
4239	JANINE LESHAY RIVERS	Harris	77338	NYJ2689	TX	324
4240	MIGUEL EGUIA CIBRIAN	Cameron	78521	NYK2397	TX	156
4241	DWAYNE DAVID STEWART	Williamson	78642	NYL0659	TX	157



CTRMA Prohibited Vehicles

4242	ROBERT KELLY CORBIN	Haskell	79521	NYL4659	TX	117
4243	DANIELLE LEIGH SORIANO	Travis	78617	NYL9758	TX	124
4244	ERIN RAE GREGANTI	Travis	78744	NYM2308	TX	226
4245	MANUEL OLIDEN PEREZ	Travis	78724	NYN2808	TX	362
4246	TONJA JO WIENCK	Williamson	78729	NYP5837	TX	166
4247	LOUISE ANNETTE FRANCOIS	Hays	78666	NYR9854	TX	286
4248	JEREMY MICHAEL DOYLE	Fort Bend	77494	NYT9712	TX	249
4249	DEANNA ROBISON STURGELL	NULL	78641	NYV1589	TX	288
4250	DORISEL LOPEZ-BETANCOURT	Travis	78741	NYX3926	TX	338
4251	LEO MENDOZA	Travis	78653	NYX8393	TX	493
4252	YANINA JANE LARKINS SHIRLEY OWENS LEWIS	Bastrop	78621	NYX8450	TX	345
4253	AMY LYNN BROOKS	Williamson	78717	NYX9446	TX	240
4254	CAROL ANN BREWER	Williamson	78634	NYV0409	TX	219
4255	SAMUEL MARX (LESSEE)	Collin	75070	NYV1210	TX	171
4256	SCOTT R ANCHETA	Williamson	78613	NYV2574	TX	251
4257	CARA BREANN EDWARDS	Williamson	78642	NYV2929	TX	127
4258	RUBEN SANCHEZ HERRERA ANNA LIZBETH VILLA NAJERA	Caldwell	78616	NYV3296	TX	356
4259	SID & KRISSANDRA JOHNSON NEALY	Travis	78660	NYV3441	TX	252
4260	MEGAN DANAE TORRES CLARISSA NYDIA CHAPA	Bastrop	78621	NYV3841	TX	355
4261	MEAGAN LOGAN YOUNG	Williamson	78628	NYV3993	TX	211
4262	ANDREA ALICIA AGUILERA	Travis	78660	NYV4342	TX	289
4263	CYNTHIA MONET GILLEY DYLAN CHANCE RICHEY	Williamson	78613	NYV4500	TX	155
4264	NICKOLAS ALAN SAGER	Williamson	78641	NYV4556	TX	427
4265	ANDERSON MESQUITA	Travis	78736	NYV5455	TX	119
4266	RAMON PROA JR JAMI LYNN PROA	Williamson	78641	NYV5959	TX	394
4267	OPHELIA GUERRERO	Travis	78617	NYV6008	TX	492
4268	MONICA LIZZETTE REYNA	Travis	78660	NYV6027	TX	257
4269	AMADOU BAH	Bastrop	78621	NYV6061	TX	403
4270	TREANNA FELECIA MCBRIDE CHARLIE MCBRIDE JR	Williamson	78664	NYV6624	TX	153
4271	LEAHNA SHERYL LABOCA RONI P LABOCA	Williamson	78628	NYV6774	TX	214
4272	KALEB KIRKLAND	Williamson	78665	NYV7117	TX	402
4273	APRIL INEZ REESE	Bell	76513	NYV7545	TX	206
4274	GEORGE ERIK GONZALEZ	Williamson	78641	NYV7603	TX	616
4275	JACOB IVAN SHAW	Travis	78721	NYV8040	TX	229
4276	REYNALDA F FERNANDEZ DE TORRES SOFIA TORRES-FERNANDEZ	Travis	78724	NYV8354	TX	155
4277	VASTA MUHIMPUNDU	NULL	80301	NYV8673	CO	124
4278	HELEN ISBELLA PORTER ROYCE ANDREW PORTER	Travis	78724	NYZ0689	TX	154
4279	JAYLA MARAH WILLIAMS	Travis	78753	NYZ0953	TX	197
4280	FRANCISCO JAVIER CASTRO HERNANDEZ	Travis	78753	NYZ3248	TX	469
4281	ROBERTO GALAVIZ JR	Travis	78723	NYZ3356	TX	116
4282	JESSICA MARIE BUTTITTA	Williamson	78681	NYZ3884	TX	131
4283	AMY SHERICE JOHNSON	Travis	78728	NYZ4879	TX	271



CTRMA Prohibited Vehicles

4284	MARISSA ELLENA MARCIEL	Travis	78741	NYZ5497	TX	235
4285	KADISHA LASHON WADE	Williamson	78664	NYZ5760	TX	588
4286	A PLUS PCS PLUMBING CO SANTIAGO PEREZ	Travis	78660	NYZ6076	TX	522
4287	CHAUNTELE JENKINS	Travis	78754	NYZ6505	TX	179
4288	PEDRO ARELLANO JR PEDRO ARELLANO	Williamson	78634	NYZ7720	TX	126
4289	OFELIA JAIMES	Bastrop	78612	NYZ8246	TX	1705
4290	CRISTINA MUNGUIA	Travis	78724	NYZ8260	TX	764
4291	OSCAR MARTINEZ	Travis	78759	NYZ8304	TX	128
4292	DEBRA RODELA RAUNEL AVILES	Travis	78724	NYZ8977	TX	214
4293	KATHLEEN RENEE	Williamson	78729	NYZ9722	TX	344
4294	KATIE ANN DIVITA-GAUDET WILLIE ANTHONY GAUDET	Travis	78653	NZB0158	TX	201
4295	YONIS YASIN	Travis	78653	NZB0713	TX	109
4296	SANDRA CAMPOS	Bexar	78221	NZB0733	TX	272
4297	ERIC CERVANTES ESCALANTE	Travis	78747	NZB1821	TX	221
4298	MARISA MARIE FRANCO JONATHAN LEE CASTILLO JR	Travis	78660	NZB2450	TX	416
4299	NAKIA TAHANY HOLLISTER	Travis	78660	NZB2521	TX	227
4300	VICTORIA ELAINE COSSEY	Travis	78660	NZB3153	TX	384
4301	CURTIS EDWARD COFFEY ALVA RICHARD COFFEY	Travis	78653	NZB3525	TX	844
4302	KATRINA LYSHAЕ HARRIS	Bell	76542	NZB3609	TX	543
4303	DEBRAH ANN DEITCH	Travis	78754	NZB5056	TX	532
4304	MOLLEE ROSE DYKES	Williamson	78642	NZB6288	TX	119
4305	BRYAN LAGUNAS JESSICA LAGUNAS	Bastrop	78602	NZB7977	TX	229
4306	NEW EDGE DESIGN STUDIO LLC	Williamson	78613	NZB9019	TX	418
4307	MIRIAM CRISOL CANCINO DANIEL CANCINO	Bastrop	78602	NZF1500	TX	154
4308	JOHN RICHARD CARMONA MARIA REBECCA VILLALOBOS	Williamson	78626	NZF8938	TX	291
4309	CINTHIA AGUIRRE PEREZ	Harris	77088	NZH2878	TX	221
4310	JORDAN LINDSAY HOPF	Dallas	75246	NZL0243	TX	134
4311	TANIA MISHЕL GUZMAN OLIVA	Travis	78744	NZR1954	TX	222
4312	VALERIA V FUENMAYOR ESTEVEZ	Williamson	78681	NZR5338	TX	433
4313	ADIL MISBAH	Bexar	78250	NZV5337	TX	317
4314	KAREN BURKHART	Travis	78705	NZY6805	TX	166
4315	KASSANDRA LUSIA HUERTA BRIAN ANGЕL HUERTA	Travis	78744	NZY8238	TX	313
4316	SKUL PLMG INC	NULL	80021	OHT353	CO	232
4317	HILDA C CARDONA-MONTALVO	NULL	61605	P165433	IL	148
4318	ERRIC DEVON DAVIS JR	Travis	78660	P6D9DV	TX	179
4319	NANCY LEE WELLER PATRICK SEAN MCGAUGHAN	Williamson	78641	PATPAW	TX	289
4320	JOEL BERNAL JOSHUA RE GONZALEZ	Travis	78725	PAWDADE	TX	395
4321	ISMAEL SANCHEZ GARCIA	Dallas	75063	PBG5523	TX	215
4322	CYNTHIA LEE ROCHA	Hidalgo	78541	PBH8911	TX	259
4323	KRISTEN HOPE EMMONS SIDRA KAY GLASS	Hays	78666	PBK8024	TX	154
4324	PATRICIA ROSARIO GUERRERO AGUIRRE	Caldwell	78616	PBN3174	TX	170
4325	XZANDER DOMINIQUE FLEMING	Travis	78704	PBR1774	TX	249



CTRMA Prohibited Vehicles

4326	SEYED HAMID REZA TABATABAEI ALAVI	Travis	78758	DNM7549	TX	345
4327	ANGELA JEANNE ZUNIGA	Williamson	78641	DNM8144	TX	867
4328	JENNIFER A YANEZ	Travis	78727	DNM9849	TX	276
4329	ROBERT STACEY MARLIN	Williamson	78664	DNS0337	TX	218
4330	STEPHANIE LESLIE DAVIS	Travis	78653	DP2H148	TX	204
4331	CHRISTINA LEIGH SOLIS CAMACHO	Travis	78720	DP4V162	TX	147
4332	WESLEY EUGENE DAHL	Bastrop	78621	DPD5101	TX	248
4333	SELENA RENEE FLORES	Travis	78744	DPD7091	TX	242
4334	MARIA D CONTRERAS MARIA LOURDES CANTU	Travis	78617	DPN8013	TX	759
4335	MARIO DE LA ROSA	Hidalgo	78589	DPN8850	TX	173
4336	TONYA LYNN JETER CORY MICHAEL JETER	Hays	78666	DPT7584	TX	405
4337	DAVID MICHAEL DEANDA	Travis	78753	DPW7601	TX	142
4338	ANTOINETTE DURAND SMITH JOEY SMITH	Travis	78726	DPX7720	TX	144
4339	VICTOR ALFONSO RODRIGUEZ	Williamson	78626	DRAMATX	TX	193
4340	MICHAEL CHARLES WENETSCHLAEGER MARY W WENETSCHAEGER	Williamson	78641	DRJ1162	TX	796
4341	RICARDO JIMENEZ SUSANA JIMENEZ	Williamson	78641	DRJZ1	TX	328
4342	EILEEN CASTILLO	Dallas	75208	DRM5733	TX	148
4343	PATRICIA ANN MORENO	Ellis	75119	DRN1843	TX	121
4344	ERIC MATTHEW OLIVER MONICA MARCELLA OLIVER	Williamson	78681	DRW6265	TX	297
4345	CARISSA CROCKER	Bastrop	78612	DRX4627	TX	507
4346	AISHA M FLOWERS ELLA F FLOWERS	Travis	78758	DS1G224	TX	130
4347	DENISE LEWIS	Hays	78640	DSL1579	TX	223
4348	RACHEL ALEJANDRA MARIA PACHECO	Travis	78723	DSP3598	TX	163
4349	MITCHELL NIELSEN KIM NIELSEN	Williamson	78729	DT1L235	TX	151
4350	SHARON S SCHMIDT	Bastrop	78612	DT1N273	TX	160
4351	ROBERT MADDOX	Williamson	78665	DT7J942	TX	150
4352	TOBY NEIL JONES	Williamson	78641	DTB6124	TX	496
4353	EMILY L YODER	Travis	78748	DTN7318	TX	299
4354	Blanca Ferreiro	Williamson	78665	DTN9940	TX	144
4355	JOSEPH RENE LONGORIA	Travis	78660	DTP4470	TX	176
4356	KEVIN ONEAL FITZSIMMONS	Bastrop	78621	DTS2955	TX	996
4357	HALEY MANNING	Bell	76502	DTX4293	TX	215
4358	TIMOTHY DANIEL VENDITTI CHRISTY MICHELLE BURROUGHS	Travis	78660	DV14683	TX	479
4359	ANABEL MILLAN	Bastrop	78612	DV1CES	TX	390
4360	JENNIFER UA	Bell	76549	DV22873	TX	531
4361	KELI ANNE WILLIAMS CHRISTOPHER DAVID WILLIAMS	Williamson	78664	DV28620	TX	183
4362	JOSHUA LEE WHINNERY	Burnet	78611	DV50501	TX	2319
4363	ADRIENNE ERIKA WEST	Comal	78130	DV50511	TX	281
4364	GUSTAVO OLIVARES EDUVIGES OLIVARES	Bexar	78245	DV6090	TX	252
4365	ANDREW HARRIS	Harris	77090	DV61616	TX	307
4366	DANIELLE MARIE HARTMAN NICHOLAS RYAN HARTMAN	Travis	78723	DV65701	TX	214
4367	IVAN GONZALEZ	Travis	78759	DV76314	TX	109



CTRMA Prohibited Vehicles

4368	MELLISA EDNA RHODES	Williamson	78628	DV7TPR	TX	2235
4369	THEOPHILUS SCALES JR	Caldwell	78644	DV84234	TX	225
4370	TERRY TARELL TATUM	Travis	78653	DV85795	TX	923
4371	GABRIEL TORRES LISA ANN TORRES	Williamson	78613	DV86447	TX	150
4372	BRIAN MATTHEW CURLEY SAMANTHA MICHELLE CALLISON	Coryell	76522	DVD8J9	TX	547
4373	CHARLES ALLEN CYRUS	NULL	76548	DVF8N8	TX	170
4374	JOSHUA M BONILLA	Williamson	78641	DVFEN1	TX	215
4375	JUSTIN LEVI HOEGENAUER	Williamson	78729	DVGIS	TX	167
4376	ROBERT M HAYS	Williamson	78641	DVL4895	TX	141
4377	TEZRA ELIZABETH BERNER	NULL	59901	DVLITE	MT	386
4378	ROBERT EDWARD CHAMBERS	Williamson	78665	DVMAR0	TX	369
4379	GLADYS WHEELER	Travis	78617	DVN5H4	TX	154
4380	SIMON ANTHONY AGUIRRE	Hays	78610	DVOTF6	TX	164
4381	PATRICK SCOTT PEARCE	Chambers	77665	DVR4489	TX	326
4382	SIBILJEAN JOHNSON-WILLIAMS STACY BERNARD POLLINS	Williamson	78613	DVR9Z2	TX	367
4383	LAKRISTA MOOTHERY	Travis	78660	DVTR0Z	TX	167
4384	MIKAH HART KIRKPATRICK	Williamson	78681	DVV7200	TX	195
4385	LOUIS MALLERNEE	Travis	78660	DVV8269	TX	181
4386	JEFFREY WADE LAWSON HEIDI ANN MONCIVAIZ LAWSON	Williamson	78681	DVZ1382	TX	167

**MEETING OF THE BOARD OF DIRECTORS
OF THE
CENTRAL TEXAS REGIONAL MOBILITY AUTHORITY**

RESOLUTION NO. 23-041

**ACCEPT THE UNAUDITED FINANCIAL STATEMENTS FOR AUGUST 2023
AND SEPTEMBER 2023**

WHEREAS, the Central Texas Regional Mobility Authority (Mobility Authority) is empowered to procure such goods and services as it deems necessary to assist with its operations and to study and develop potential transportation projects, and is responsible to insure accurate financial records are maintained using sound and acceptable financial practices; and

WHEREAS, close scrutiny of the Mobility Authority's expenditures for goods and services, including those related to project development, as well as close scrutiny of the Mobility Authority's financial condition and records is the responsibility of the Board and its designees through procedures the Board may implement from time to time; and

WHEREAS, the Board has adopted policies and procedures intended to provide strong fiscal oversight and which authorize the Executive Director, working with the Mobility Authority's Chief Financial Officer, to review invoices, approve disbursements, and prepare and maintain accurate financial records and reports; and


WHEREAS, the Executive Director, working with the Chief Financial Officer, has reviewed and authorized the disbursements necessary for the month of August 2023 and has caused financial statements to be prepared and attached to this resolution as Exhibit A; and

WHEREAS, the Executive Director, working with the Chief Financial Officer, has reviewed and authorized the disbursements necessary for the month of September 2023 and has caused financial statements to be prepared and attached to this resolution as Exhibit B.

NOW THEREFORE, BE IT RESOLVED, that the Board of Directors accepts the unaudited financial statements for August 2023 and unaudited financial statements for September 2023, attached hereto as Exhibit A and Exhibit B, respectively.


Adopted by the Board of Directors of the Central Texas Regional Mobility Authority on the 25th day of October 2023.

Submitted and reviewed by:



James M. Bass
Executive Director

Approved:



Robert W. Jenkins, Jr.
Chairman, Board of Directors

Exhibit A

Financial Statements for August 2023

Central Texas Regional Mobility Authority
Income Statement
For the Period Ending August 31, 2023

	Budget Amount FY 2023	Actual Year to Date	Percent of Budget	Actual Prior Year to Date
REVENUE				
Operating Revenue				
Toll Revenue	153,792,700	25,745,239	16.74%	20,261,274
Video Tolls	64,352,000	8,447,113	13.13%	8,636,463
Fee Revenue	12,962,900	2,022,288	15.60%	1,503,924
Total Operating Revenue	231,107,600	36,214,639	15.67%	30,401,661
Other Revenue				
Transfer In - Cash	62,770,349	62,770,349	100.00%	-
Interest Income	24,905,700	7,703,971	30.93%	1,944,424
Grant Revenue	945,500	-	-	-
Misc Revenue	230,000	5,051	2.20%	9,434
Total Other Revenue	88,851,549	70,479,370	79.32%	1,953,857
TOTAL REVENUE	319,959,149	106,694,010	33.35%	32,355,519
EXPENSES				
Salaries and Benefits				
Salary Expense-Regular	4,871,464	553,196	11.36%	490,469
Salary Reserve	80,000	-	-	-
TCDRS	1,591,401	103,773	6.52%	97,357
FICA	249,197	29,387	11.79%	24,971
FICA MED	70,635	7,948	11.25%	7,072
Health Insurance Expense	584,446	75,297	12.88%	56,735
Life Insurance Expense	3,817	458	11.99%	678
Auto Allowance Expense	10,200	1,445	14.17%	1,063
Other Benefits	166,290	11,159	6.71%	12,229
Unemployment Taxes	5,760	-	-	18
Total Salaries and Benefits	7,633,210	782,663	10.25%	690,592
Administrative				
Administrative and Office Expenses				
Accounting	9,500	1,265	13.31%	1,222
Auditing	245,000	-	-	-
Financial Advisors	162,000	36,000	22.22%	36,000
Human Resources	37,500	168	0.45%	479
Legal	70,000	4,750	6.79%	1,770
IT Services	365,000	24,503	6.71%	24,654
Internet	150	-	-	-
Software Licenses	1,167,000	685,645	58.75%	29,668
Cell Phones	27,800	3,326	11.96%	1,747
Local Telephone Service	2,000	17,386	869.31%	16,047
Overnight Delivery Services	250	-	-	40
Copy Machine	10,000	2,544	25.44%	2,544
Repair & Maintenance-General	10,000	-	-	-
Meeting Facilities	2,000	-	-	-
Meeting Expense	13,750	489	3.55%	2,891
Toll Tag Expense	3,000	100	3.33%	100

Central Texas Regional Mobility Authority
Income Statement
For the Period Ending August 31, 2023

	Budget Amount FY 2023	Actual Year to Date	Percent of Budget	Actual Prior Year to Date
Parking / Local Ride Share	3,550	27	0.76%	30
Mileage Reimbursement	4,350	85	1.95%	123
Insurance Expense	651,000	98,062	15.06%	85,376
Rent Expense	562,540	11,939	2.12%	124,013
Building Parking	3,500	70	2.01%	333
Total Legal Services	488,000	18,793	3.85%	340
Total Administrative and Office Expenses	3,837,890	905,150	23.58%	327,376
Office Supplies				
Books & Publications	5,090	639	12.56%	308
Office Supplies	8,250	88	1.06%	1,112
Misc Office Equipment	4,500	-	-	-
Computer Supplies	202,100	7,515	3.72%	52,142
Copy Supplies	1,000	-	-	-
Other Reports-Printing	1,500	-	-	-
Office Supplies-Printed	2,000	102	5.10%	85
Postage Expense	550	329	59.73%	122
Total Office Supplies	224,990	8,672	3.85%	53,769
Communications and Public Relations				
Graphic Design Services	75,000	-	-	-
Website Maintenance	464,000	76,740	16.54%	15,136
Research Services	150,000	-	-	-
Communications and Marketing	400,000	11,940	2.99%	-
Advertising Expense	500,000	164,199	32.84%	42,670
Direct Mail	40,000	-	-	-
Video Production	160,000	-	-	28,359
Photography	25,000	295	1.18%	450
Radio	50,000	-	-	-
Other Public Relations	22,500	-	-	-
Promotional Items	20,000	1,166	5.83%	-
Annual Report printing	1,300	-	-	-
Direct Mail Printing	17,500	-	-	-
Other Communication Expenses	15,000	-	-	7,188
Total Communications and Public Relations	1,940,300	254,340	13.11%	93,803
Employee Development				
Subscriptions	750	139	18.53%	264
Agency Memberships	88,440	25	0.03%	-
Continuing Education	14,800	-	-	-
Professional Development	20,150	-	-	-
Other Licenses	2,500	-	-	375
Seminars and Conferences	104,100	1,445	1.39%	30,700
Travel	110,500	12,892	11.67%	-
Total Employee Development	341,240	14,501	4.25%	31,339

Central Texas Regional Mobility Authority
Income Statement
For the Period Ending August 31, 2023

	Budget Amount FY 2023	Actual Year to Date	Percent of Budget	Actual Prior Year to Date
Financing and Banking Fees				
Trustee Fees	62,000	15,000	24.19%	15,000
Bank Fee Expense	3,240	947	29.24%	185
Continuing Disclosure	7,000	-	-	-
Arbitrage Rebate Calculation	16,300	-	-	16,300
Rating Agency Expense	45,000	32,500	72.22%	31,000
Total Financing and Banking Fees	133,540	48,447	36.28%	62,485
Total Administrative	6,477,960	1,231,111	19.00%	568,772
Operations and Maintenance				
Operations and Maintenance Consulting				
GEC-Trust Indenture Support	1,131,395	251,825	22.26%	210,571
GEC-Financial Planning Support	275,000	50,386	18.32%	46,465
GEC-Toll Ops Support	1,584,000	152,814	9.65%	101,815
GEC-Roadway Ops Support	1,605,500	108,083	6.73%	81,961
GEC-Technology Support	679,526	167,549	24.66%	131,166
GEC-Public Information Support	200,000	23,711	11.86%	20,696
GEC-General Support	1,631,820	162,027	9.93%	106,464
General System Consultant	1,381,000	27,875	2.02%	84,877
Traffic Modeling	125,000	-	-	-
Traffic and Revenue Consultant	1,010,000	34,518	3.42%	82,508
Total Operations and Maintenance Consulting	9,623,241	978,788	10.17%	866,523
Roadway Operations and Maintenance				
Roadway Maintenance	3,431,819	503,586	14.67%	695,433
Landscape Maintenance	2,789,256	461,740	16.55%	912,025
Signal & Illumination Maint	25,000	-	-	-
Maintenance Supplies-Roadway	400,000	-	-	-
Tools & Equipment Expense	-	-	-	444
Gasoline	30,000	3,729	12.43%	3,450
Repair & Maintenance - Vehicles	10,000	360	3.60%	396
Natural Gas	2,500	1,025	40.98%	771
Electricity - Roadways	250,000	40,653	16.26%	42,810
Total Roadway Operations and Maintenance	6,938,575	1,011,093	14.57%	1,655,328
Toll Processing and Collection Expense				
Image Processing	3,000,000	236,147	7.87%	334,192
Tag Collection Fees	11,500,000	1,793,431	15.60%	1,508,831
Court Enforcement Costs	10,000	-	-	-
ETC Incentive	500,000	-	-	-
Total Processing and Collection Expense	15,010,000	2,029,578	13.52%	1,843,023
Toll Operations Expense				
Generator Fuel	3,000	-	-	-
Fire and Burglar Alarm	500	82	16.45%	82
Refuse	2,360	300	12.73%	324

Central Texas Regional Mobility Authority
Income Statement
For the Period Ending August 31, 2023

	Budget Amount FY 2023	Actual Year to Date	Percent of Budget	Actual Prior Year to Date
Telecommunications	60,000	-	-	-
Water - Irrigation	7,500	1,409	18.78%	2,334
Electricity	750	178	23.71%	111
ETC spare parts expense	100,000	-	-	-
Repair & Maintenance Toll Equip	50,000	-	-	31,491
Law Enforcement	600,000	81,143	13.52%	66,950
ETC Maintenance Contract	6,450,000	499,698	7.75%	334,139
Transaction Processing Maintenance Contract	2,000,000	-	-	-
ETC Toll Management Center System Operation	2,885,054	112,851	3.91%	76,630
ETC Development	650,000	29,106	4.48%	-
ETC Testing	225,000	-	-	-
Total Toll Operations Expense	13,034,164	724,766	5.56%	512,061
Total Operations and Maintenance	44,605,980	4,744,225	10.64%	4,876,935
Other Expenses				
Special Projects and Contingencies				
HERO	200,000	24,638	12.32%	24,638
Special Projects	100,000	-	-	-
71 Express Net Revenue Payment	5,000,000	1,075,128	21.50%	-
Customer Relations	10,000	-	-	-
Technology Initiatives	185,000	-	-	-
Other Contractual Svcs	390,000	40,500	10.38%	49,500
Contingency	200,000	-	-	-
Total Special Projects and Contingencies	6,085,000	1,140,267	18.74%	74,138
Non Cash Expenses				
Amortization Expense				
Amortization Expense - Software	1,228,015	4,233	0.34%	213,382
Amortization Expense - Right to Use Asset - Subscr	355,208	63,615	17.91%	-
Amortization Expense - Refundings	1,907,487	1,024,236	53.70%	886,852
Subtotal Amortization Expense	3,490,710	1,092,085	31.29%	1,100,234
Depreciation Expense				
Dep Exp - Furniture & Fixtures	2,178	-	-	436
Dep Expense - Equipment	476,653	103,784	21.77%	-
Dep Expense - Autos & Trucks	45,399	5,068	11.16%	8,892
Dep Expense - Buildng & Toll Fac	187,058	29,458	15.75%	29,458
Dep Expense - Highways & Bridges	48,608,788	8,472,925	17.43%	8,436,924
Dep Expense - Toll Equipment	3,917,914	506,497	12.93%	698,975
Dep Expense - Signs	1,641,174	201,492	12.28%	169,428
Dep Expense - Land Improvements	884,934	117,969	13.33%	147,489
Depreciation Expense - Computers	98,507	-	-	31,514
Subtotal Depreciation Expense	55,862,606	9,437,194	16.89%	9,523,115
Total Non Cash Expenses	59,353,316	10,529,279	17.74%	10,623,349
Total Other Expenses	65,438,316	11,669,545	17.83%	10,697,487

Central Texas Regional Mobility Authority
Income Statement
For the Period Ending August 31, 2023

	Budget Amount FY 2023	Actual Year to Date	Percent of Budget	Actual Prior Year to Date
Non Operating Expenses				
Bond Issuance Expense	1,250,000	-	-	88,049
Loan Fee Expense	40,000	-	-	-
Interest Expense - Debt Obligations	95,964,098	13,329,994	13.89%	13,003,297
Interest Expense - Right to Use Assets	26,164	-	-	-
Transfer Out - Cash	62,770,349	62,770,349	100.00%	-
CAMPO RIF Payment	6,000,000	-	-	-
Community Initiatives	645,000	-	-	-
Total Non Operating Expenses	166,695,611	76,100,343	45.65%	13,091,346
TOTAL EXPENSES	290,851,076	94,527,886	32.50%	29,925,131
Net Income	29,108,072	12,166,123		2,430,387

Central Texas Regional Mobility Authority
Balance Sheet
as of August 31, 2023

as of 08/31/2023 as of 08/31/2022

ASSETS

Current Assets

Cash

Regions Operating Account	\$ 119,587	\$ 2,795,467
Cash in TexStar	304,100	42,849
Regions Payroll Account	107,719	96,550

Restricted Cash

Goldman Sachs FSGF 465	582,135,790	982,744,133
Restricted Cash - TexSTAR	8,682,213	10,388,374
Overpayments account	-	291,128

Total Cash and Cash Equivalents	591,349,409	996,358,500
--	--------------------	--------------------

Accounts Receivables

Accounts Receivable - Net	4,979,871	2,770,089
Due From Other Agencies	226,563	69,732
Due From TTA	668,161	604,373
Due From NTTA	1,517,325	1,110,520
Due From HCTRA	3,771,136	1,842,768
Due From TxDOT	7,565,900	4,153,555
Interest Receivable	693,342	708,479

Total Receivables	19,422,298	11,259,516
--------------------------	-------------------	-------------------

Short Term Investments

Treasuries	118,543,252	-
Agencies	339,758,036	112,436,936

Total Short Term Investments	458,301,288	112,436,936
-------------------------------------	--------------------	--------------------

Total Current Assets	1,069,072,995	1,120,054,953
-----------------------------	----------------------	----------------------

Construction in Progress

412,418,308	274,331,968
--------------------	--------------------

Capital Assets (Net of Depreciation and Amortization)

Depreciable Assets

Computers	-	66,993
Furniture and Fixtures	-	1,742
Equipment	1,297,304	9,624
Autos and Trucks	41,813	84,991
Buildings and Toll Facilities	4,200,503	4,387,561
Highways and Bridges	1,664,294,215	1,708,238,358
Toll Equipment	15,152,659	19,306,149
Signs	11,171,404	12,989,618
Land Improvements	5,196,366	6,051,780

Central Texas Regional Mobility Authority
Balance Sheet
as of August 31, 2023

	as of 08/31/2023	as of 08/31/2022
Right of way	88,149,606	88,149,606
Leasehold Improvements	4,233	37,021
Intangible Assets		
Computer Software	-	1,573,709
Right to Use Assets		
Leases	1,286,881	-
Subscription Based IT Arrangements	503,471	-
Total Fixed Assets	1,791,298,454	1,840,897,153
Other Assets		
Intangible Assets-Net	172,360,460	174,405,333
2005 Bond Insurance Costs	-	3,345,875
Prepaid Insurance	49,031	42,688
Deferred Outflows (pension related)	2,661,405	675,913
Pension Asset	1,046,634	2,549,818
Total Other Assets	176,117,530	181,019,627
Total Assets	\$ 3,448,907,287	\$ 3,416,303,701

LIABILITIES

Current Liabilities		
Accounts Payable	4,878,930	19,954,847
Construction Payable	4,182,841	5,356,306
Overpayments	1,570	294,629
Interest Payable	13,590,075	13,632,683
TCDRS Payable	82,304	71,893
Due to other Agencies	3,779	3,073
Due to TTA	652,223	606,448
Due to HCTRA	161,897	132,638
Due to Other Entities	1,883,620	55,983
71E TxDOT Obligation - ST	3,761,703	1,818,107
Total Current Liabilities	29,198,941	41,926,606
Long Term Liabilities		
Compensated Absences	240,954	268,014
Right to Use Obligations - Lease	1,286,881	-
Right to Use Obligations - SBITA	579,894	-
Deferred Inflows (pension related)	1,340,710	1,481,361
Long Term Payables	3,448,440	1,749,375

Central Texas Regional Mobility Authority
Balance Sheet
as of August 31, 2023

as of 08/31/2023 as of 08/31/2022

Bonds Payable

Senior Lien Revenue Bonds:

Senior Lien Revenue Bonds 2010	95,580,925	88,711,545
Senior Lien Revenue Bonds 2011	16,373,850	19,037,840
Senior Refunding Bonds 2013	-	3,475,000
Senior Lien Revenue Bonds 2015	10,000,000	10,000,000
Senior Lien Refunding Revenue Bonds 2016	59,340,000	70,790,000
Senior Lien Revenue Bonds 2018	44,345,000	44,345,000
Senior Lien Revenue Bonds 2020A	50,265,000	50,265,000
Senior Lien Refunding Bonds 2020B	54,970,000	55,600,000
Senior Lien Refunding Bonds 2020C	138,435,000	138,435,000
Senior Lien Revenue Bonds 2020E	167,160,000	167,160,000
Senior Lien Revenue Bonds 2021B	255,075,000	255,075,000
Senior Lien Refunding Bonds 2021D	274,150,000	274,625,000
Senior Lien Refunding Bonds 2021E	332,585,000	335,610,000
Sn Lien Rev Bnd Prem/Disc 2013	-	596,372
Senior Lien Premium 2016 Revenue Bonds	6,675,724	7,456,351
Sn Lien Revenue Bond Premium 2018	2,838,789	3,105,362
Senior Lien Revenue Bond Premium 2020A	11,130,761	11,318,006
Senior Lien Refunding Bond Premium 2020B	11,147,401	11,682,477
Senior Lien Revenue Bonds Premium 2020E	23,854,638	25,570,024
Senior Lien Revenue Bonds Premium 2021B	52,890,189	53,451,667
Senior Lien Refunding Bonds Premium 2021D	44,278,923	44,780,143
Total Senior Lien Revenue Bonds	1,651,096,201	1,671,089,788

Sub Lien Revenue Bonds:

Sub Lien Refunding Bonds 2013	-	2,725,000
Sub Lien Refunding Bonds 2016	71,435,000	72,605,000
Sub Lien Refunding Bonds 2020D	97,440,000	98,580,000
Subordinated Lien BANs 2020F	110,875,000	110,875,000
Subordinate Lien Refunding Bonds 2020G	61,570,000	61,570,000
Subordinated Lien BANs 2021C	244,185,000	244,185,000
Sub Refunding 2013 Prem/Disc	-	127,249
Sub Refunding 2016 Prem/Disc	4,862,401	5,655,571
Subordinated Lien BANs 2020F Premium	5,337,153	9,340,018
Subordinated Lien Refunding Bonds Premium 2020G	6,696,919	7,100,891
Sub Lien BANS 2021C Premium	25,372,258	32,983,935
Total Sub Lien Revenue Bonds	627,773,731	645,747,664

Central Texas Regional Mobility Authority
Balance Sheet
as of August 31, 2023

	as of 08/31/2023	as of 08/31/2022
Other Obligations		
TIFIA Note 2021	360,361,691	352,597,160
71E TxDOT Obligation - LT	51,918,220	55,077,264
Regions 2022 MoPac Loan	23,765,900	24,690,900
Total Other Obligations	436,045,811	432,365,324
Total Long Term Liabilities	2,718,364,182	2,750,952,151
Total Liabilities	2,747,563,123	2,792,878,758
NET ASSETS		
Contributed Capital	121,462,104	121,462,104
Net Assets Beginning	567,715,936	499,532,451
Current Year Operations	12,166,123	2,430,387
Total Net Assets	701,344,164	623,424,943
Total Liabilities and Net Assets	\$ 3,448,907,287	\$ 3,416,303,701

Central Texas Regional Mobility Authority
Statement of Cash Flow
as of August 2023

Cash flows from operating activities:

Receipts from toll revenues	39,069,690
Receipts from Other Sources (AR)	5,051
Payments to vendors	(40,351,025)
Payments to employees	(788,101)
Net cash flows provided by (used in) operating activities	(2,064,385)

Cash flows from capital and related financing activities:

Prepaid payment on Intangible assets	(1,024,236)
Issuance Expense	(3,513,621)
Payments on bonds / loans	(444,629)
RIF Contribution	-
Acquisition of capital assets - non project	(1,417,034)
Acquisitions of construction in progress	(7,938,874)
Net cash flows provided by (used in) capital and related financing activities	(14,338,394)

Cash flows from investing activities:

Interest income	7,703,971
Purchase of investments	(234,773,911)
Proceeds from sale or maturity of investments	-
Net cash flows provided by (used in) investing activities	(227,069,941)

Net increase (decrease) in cash and cash equivalents	(283,250,904)
Cash and cash equivalents at beginning of period	894,022,611
Cash and cash equivalents at end of period	610,771,707

Reconciliation of change in net assets to net cash provided by operating activities:

Operating income	12,166,123
Adjustments to reconcile change in net assets to net cash provided by operating activities:	
Depreciation and amortization	10,529,279
Changes in assets and liabilities:	
Decrease in accounts receivable	2,855,051
Increase in prepaid expenses and other assets	98,062
Decrease in accrued expenses	(33,338,923)
Decrease in Interest expense	13,329,994
Increase in interest receivable	(7,703,971)
(Decrease) increase in Pension Asset	-
(Increase) in deferred outflows of resources	-
(Increase) in deferred inflows of resources	-
Total adjustments	(14,230,509)
Net cash flows provided by (used in) operating activities	\$ (2,064,385)

Reconciliation of cash and cash equivalents:

Unrestricted cash and cash equivalents	19,953,704
Restricted cash and cash equivalents	590,818,003
Total	610,771,707

Investments by Fund

Fund	TexSTAR	TexSTAR- Trustee	Goldman Sachs	Agencies/ Treasuries	Balance
Renewal and Replacement Fund	8.63		57.76		66.39
Grant Fund	476,656.03		10,037,836.30		10,514,492.33
Senior Debt Service Reserve Fund	1,034,492.18		6,012,790.80	104,995,814.41	112,043,097.39
2010 Senior Lien Debt Service			63,317.39		63,317.39
2011 Sr Debt Service t			4,863,815.80		4,863,815.80
2013 Sr Debt Service t			41,969.63		41,969.63
2013 Sub Debt Service			33,031.41		33,031.41
2013 Sub Debt Service Reserve Fund	818,606.47		128.71		818,735.18
2015 Sr Debt Service			4,170,351.15		4,170,351.15
2016 Sr Lien Rev Refunding Debt Service			9,451,488.10		9,451,488.10
2016 Sub Lien Rev Refunding Debt Service			2,157,284.44		2,157,284.44
2016 Sub Lien Rev Refunding DSR			603,056.33	6,671,837.25	7,274,893.58
Operating Fund	3,085,873.43	304,100.30	15,293,149.54		18,683,123.27
Revenue Fund			2,262,971.25		2,262,971.25
General Fund	1,193,741.70		75,906,289.05	104,917,207.70	182,017,238.45
71E Revenue Fund			30,467,902.42		30,467,902.42
MoPac Revenue Fund			16,060,730.22		16,060,730.22
MoPac General Fund					-
MoPac Operating Fund			1,049,817.82		1,049,817.82
MoPac Loan Repayment Fund			336,784.00		336,784.00
2015B Project	366,900.95		7,940,384.97		8,307,285.92
2015 TIFIA Project	728,906.58		9,076,502.90	30,000,000.00	39,805,409.48
2011 Sr Financial Assistance Fund	16.36		28,158.74		28,175.10
2018 Sr Lien Debt Service			380,517.40		380,517.40
2018 Sr Lien Project Cap I			743.43		743.43
2018 Sr Lien Project	977,010.57		13,162,787.93		14,139,798.50
2020A Senior Lien Debt Service			430,317.02		430,317.02
2020B Senior Lien Debt Service			903,405.04		903,405.04
2020C Senior Lien Debt Service			4,113,189.40		4,113,189.40
2020D Sub Lien Debt Service			3,209,311.03		3,209,311.03
2020D Sub Debt Service Reserve Fund			455,270.53	7,987,089.95	8,442,360.48
2020E Senior Lien Project			91,825,227.68	50,000,000.00	141,825,227.68
2020E Senior Lien Project Cap Interest			15,108,595.33		15,108,595.33
2020F Sub Lien Project			44,466.13		44,466.13
2020F Sub Lien Deb Service			951,826.56		951,826.56
2020G Sub Lien Debt Service			438,265.16		438,265.16
2020G Sub Lien Debt Service Reserve			791,657.75	2,995,158.73	3,786,816.48
2021A Sub Lien Debt Service Reserve			2,270,886.96	15,974,180.00	18,245,066.96
2021A Sub Debt Service			99.96		99.96
2021B Senior Lien Cap I Project Fund			36,082,251.50		36,082,251.50
2021B Senior Lien Project			104,787,374.96	135,000,000.00	239,787,374.96
2021C Sub Lien Cap I Project Fund			1,395.15		1,395.15
2021C Sub Lien Project			99,001,051.73		99,001,051.73
2021C Sub Lien Debt Service			2,096,384.89		2,096,384.89
2021D Senior Lien Debt Service			2,257,880.93		2,257,880.93
2021E Senior Lien Debt Service			3,712,753.07		3,712,753.07
Totals	8,682,212.90	304,100.30	577,883,478.27	458,541,288.04	1,045,411,079.51

CTRMA INVESTMENT REPORT

Month Ending 08/31/23

Balance 8/1/2023	Accrued Interest	Additions	Cash Transfers	Discount Amortization	Withdrawals	Balance 8/31/2023	Rate Aug
Amount in Trustee TexStar							
2011 Sr Lien Financial Assist Fund	16.32	0.04				16.36	5.2974%
2013 Sub Lien Debt Service Reserve General Fund	814,939.94	3,666.53				818,606.47	5.2974%
Trustee Operating Fund	1,188,394.92	5,346.78				1,193,741.70	5.2974%
Renewal and Replacement	7,567,072.53	18,800.90	(4,500,000.00)			3,085,873.43	5.2974%
TxDOT Grant Fund	8.63					8.63	5.2974%
Senior Lien Debt Service Reserve Fund	474,521.07	2,134.96				476,656.03	5.2974%
2015B Sr Ln Project	1,029,858.66	4,633.52				1,034,492.18	5.2974%
2015C TIFIA Project	365,257.60	1,643.35				366,900.95	5.2974%
2018 Sr Lien Project	725,641.79	3,264.79				728,906.58	5.2974%
	972,634.53	4,376.04				977,010.57	5.2974%
13,138,345.99	43,866.91	-	(4,500,000.00)	-	-	8,682,212.90	

Amount in TexStar Operating Fund	340,775.52	3,324.78	4,500,000.00	-	4,540,000.00	304,100.30	5.2974%
---	-------------------	-----------------	---------------------	----------	---------------------	-------------------	----------------

Goldman Sachs

Operating Fund	11,149,618.90	53,952.92	93,160.99	4,000,000.00		3,583.27	15,293,149.54	5.2100%
2020A Senior Lien Debt Service	222,417.39	841.51		207,058.12			430,317.02	5.2100%
2020B Senior Lien Debt Service	626,923.00	2,448.43		274,033.61			903,405.04	5.2100%
2020C Senior Lien Debt Service	665,192.06	2,578.65		3,445,418.69			4,113,189.40	5.2100%
2020D Sub Lien Debt Service	2,623,055.89	10,381.86		575,873.28			3,209,311.03	5.2100%
2020D Sub Debt Service Reserve Fund	453,343.95	1,926.58					455,270.53	5.2100%
2020E Sr Lien Project	145,772,717.83	639,118.74				54,586,608.89	91,825,227.68	5.2100%
2020E Sr Ln Project Cap Interest	15,043,094.66	65,500.67					15,108,595.33	5.2100%
2020E Sr Lien Debt Service	0.00						0.00	5.2100%
2020F Sub Lien Project	48,631.93					4,165.80	44,466.13	5.2100%
2020F Sub Lien Debt Service	491,877.24	1,858.64		458,090.68			951,826.56	5.2100%
2020G Sub Lien Debt Service	226,483.12	855.81		210,926.23			438,265.16	5.2100%
2020G Sub Debt Service Reserve Fund	749,406.95	3,120.30		39,130.50			791,657.75	5.2100%
2021A Sub Debt Service Reserve Fund	1,703,129.04	6,033.15		561,724.77			2,270,886.96	5.2100%
2021A Sub Debt Service	99.53	0.43					99.96	5.2100%
2021B Senior Lien Cap I Project Fund	35,926,642.35	155,609.15					36,082,251.50	5.2100%
2021B Senior Lien Project	203,860,623.83	926,751.13				100,000,000.00	104,787,374.96	5.2100%
2021B Senior Lien Cap I Debt Service	0.00						0.00	5.2100%
2021C Sub Lien Cap I Project Fund	1,389.19	5.96					1,395.15	5.2100%
2021C Sub Lien Project	94,927,531.28	484,562.52	4,671,012.48			1,082,054.55	99,001,051.73	5.2100%
2021C Sub Lien Debt Service	1,083,348.14	4,093.50		1,008,943.25			2,096,384.89	5.2100%
2021D Senior Lien Debt Service	1,287,157.90	4,923.42	-	965,799.61			2,257,880.93	5.2100%
2021E Senior Lien Debt Service	2,650,405.00	10,378.61		1,051,969.46			3,712,753.07	5.2100%
2011 Sr Financial Assistance Fund	27,905.81	252.93					28,158.74	5.2100%
2010 Senior DSF	63,047.05	270.34					63,317.39	5.2100%
2011 Senior Lien Debt Service	4,251,794.95	16,922.64		595,098.21			4,863,815.80	5.2100%
2013 Senior Lien Debt Service	41,790.44	179.19					41,969.63	5.2100%
2013 Sub Debt Service Reserve Fund	128.16	0.55					128.71	5.2100%
2013 Subordinate Debt Service	32,890.38	141.03					33,031.41	5.2100%
2015A Sr Lien Debt Service	4,152,477.41	17,873.74					4,170,351.15	5.2100%
2015B Project	7,911,220.08	34,232.49				5,067.60	7,940,384.97	5.2100%
2015C TIFIA Project	8,992,605.47	83,897.43					9,076,502.90	5.2100%
2016 Sr Lien Rev Refunding Debt Service	8,238,560.87	32,942.06		1,179,985.17			9,451,488.10	5.2100%
2016 Sub Lien Rev Refunding Debt Service	1,687,436.72	6,659.99		463,187.73			2,157,284.44	5.2100%
2016 Sub Lien Rev Refunding DSR	600,488.79	2,567.54					603,056.33	5.2100%
2018 Sr Lien Project Cap I	740.26	3.17					743.43	5.2100%
2018 Sr Lien Debt Service	196,622.53	743.06		183,151.81			380,517.40	5.2100%
2018 Sr Lien Project	12,889,718.49	55,254.75	217,814.69				13,162,787.93	5.2100%
TxDOT Grant Fund	9,994,979.27	42,857.03					10,037,836.30	5.2100%
Renewal and Replacement	1,150.49	37.65		1,638,300.00		1,639,430.38	57.76	5.2100%
Revenue Fund	10,817,096.87	49,936.38	17,930,078.79	(26,430,305.73)		103,835.06	2,262,971.25	5.2100%
General Fund	68,324,055.89	293,541.33		8,118,985.24		830,293.41	75,906,289.05	5.2100%
Senior Lien Debt Service Reserve Fund	5,987,199.68	25,591.12					6,012,790.80	5.2100%
71E Revenue Fund	29,409,204.05	124,639.96	333,521.31	703,212.56		102,675.46	30,467,902.42	5.2100%
MoPac Revenue Fund	71,741.93	1,779.74	293,593.28	(367,114.95)			0.00	5.2100%
MoPac General Fund	15,445,424.29	64,383.41		550,922.52			16,060,730.22	5.2100%
MoPac Operating Fund	956,056.27	4,410.04	70,018.93	400,000.00		380,667.42	1,049,817.82	5.2100%
MoPac Loan Repayment Fund	170,629.18	545.58		165,609.24			336,784.00	5.2100%
709,778,054.51	3,234,605.13	23,609,200.47	-	-	-	158,738,381.84	577,883,478.27	

Amount in Fed Agencies and Treasuries	308,541,288.04	150,000,000.00	-	-	-	458,541,288.04
--	-----------------------	-----------------------	----------	----------	----------	-----------------------

Certificates of Deposit

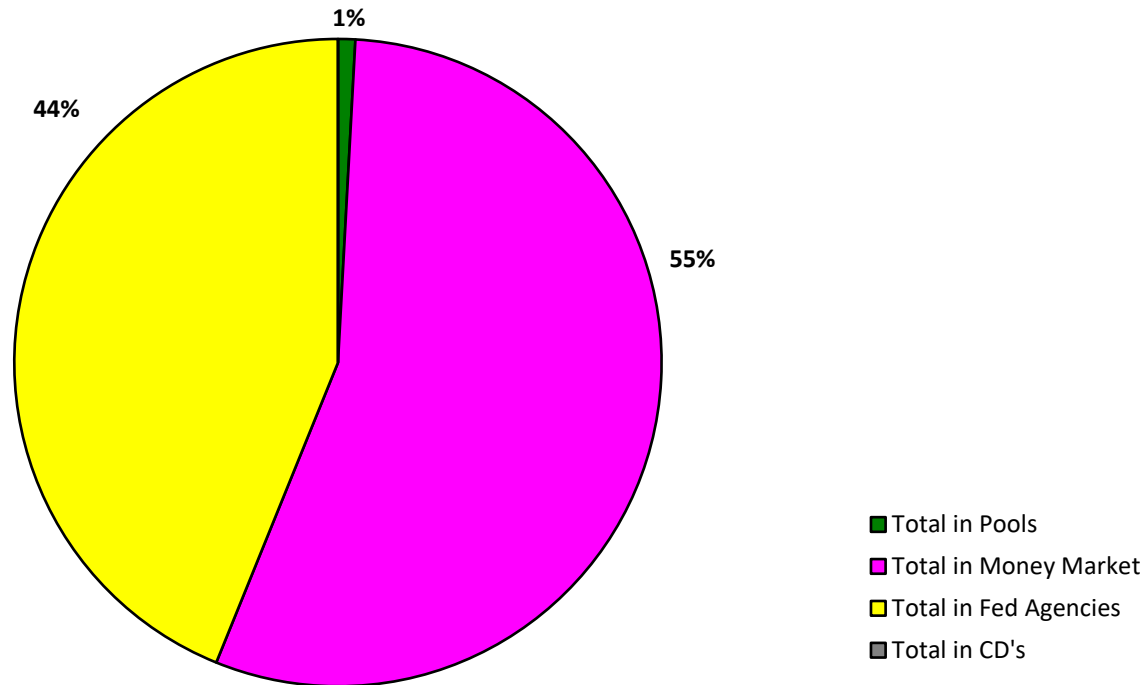
Total in Pools - TxStar	13,479,121.51	47,191.69	-	-	-	4,540,000.00	8,986,313.20
Total in GS FSGF	709,778,054.51	3,234,605.13	23,609,200.47	-	-	158,738,381.84	577,883,478.27
Total in Fed Agencies and Treasuries	308,541,288.04	-	150,000,000.00	-	-	-	458,541,288.04
Total Invested	1,031,798,464.06	3,281,796.82	173,609,200.47	-	-	163,278,381.84	1,045,411,079.51

All Investments in the portfolio are in compliance with the CTRMA's Investment policy and the relevant provisions of the Public Funds Investment Act Chapter 2256.023

José Hernández, CFO
Ann Zigmond, Controller

8/31/2023

Allocation of Funds



Goldman Sachs Escrow Funds

	Balance		Accrued		Balance
	8/1/2023	Additions	Interest	Withdrawals	8/31/2023
Travis County Escrow Fund - Elroy Road	3,001,419.85		12,903.77	3,656.12	3,010,667.50
Travis County Escrow Fund - Ross Road	164,832.18		708.46	896.35	164,644.29
Travis County Escrow Fund - Old San Antonio Road	32,649.68		139.98	1,070.12	31,719.54
Travis County Escrow Fund - Old Lockhart Road	129,939.86	25,500.00	557.02	22,838.30	133,158.58
Travis County Escrow Fund - County Line Road	228,596.20		1,033.25	10,890.95	218,738.50
Travis County Escrow Fund - South Pleasant Valley Road	311,656.41		1,347.01	9,238.96	303,764.46
Travis County Escrow Fund - Thaxton Road	120,336.48		545.05	9,589.69	111,291.84
Travis County Escrow Fund - Pearce Lane Road	283,973.42		1,259.74	6,906.27	278,326.89

						Interest Income		
Bank	FUND	COST	Cummulative Amortization	Book Value	Maturity Value	Accrued Interest	Amortization	Interest Earned
6180006366	2016SUBDSR	6,671,837.25		6,671,837.25				-
1001017484	2020D DSRF	7,987,089.95		7,987,089.95	8,200,000.00			-
1001021540	2020G DSRF	2,995,158.73		2,995,158.73	3,075,000.00			-
1001021543	2021A DSRF	15,974,180.00		15,974,180.00	16,400,000.00			-
6180000120	GENERAL	20,000,000.00		20,000,000.00	20,000,000.00			-
6180000120	GENERAL	19,973,592.19		19,973,592.19	20,500,000.00			-
6180000120	GENERAL	44,963,937.40		44,963,937.40	47,150,000.00	3,864.75		3,864.75
6180000059	SENLINDSR	20,000,000.00		20,000,000.00	20,000,000.00	22,222.22		22,222.22
6180000059	SENLINDSR	20,000,000.00		20,000,000.00	20,000,000.00			-
6180000059	SENLINDSR	45,000,000.00		45,000,000.00	45,000,000.00			-
6180000059	SENLINDSR	19,973,592.19		19,973,592.19	20,500,000.00			-
6180000120	GENERAL	9,960,128.90		9,960,128.90	10,000,000.00	27,777.78		27,777.78
6180000120	GENERAL	9,960,128.90		9,960,128.90	10,000,000.00	27,777.78		27,777.78
6180005349	2015TIFIAP	30,000,000.00		30,000,000.00	30,000,000.00			
1001021273	2021BPROJ	35,000,000.00		35,000,000.00	35,000,000.00			-
1001021533	2020E PRJ	50,000,000.00		50,000,000.00	50,000,000.00			
1001021273	2021BPROJ	50,000,000.00		50,000,000.00	50,000,000.00			-
1001021273	2021BPROJ	50,000,000.00		50,000,000.00	50,000,000.00			
		458,459,645.51	-	458,459,645.51	455,825,000.00	81,642.53	-	81,642.53



PERFORMANCE

As of August 31, 2023

Current Invested Balance	\$ 10,207,693,267.12
Weighted Average Maturity (1)	27 Days
Weighted Average Life (2)	50 Days
Net Asset Value	0.999773
Total Number of Participants	1023
Management Fee on Invested Balance	0.06%*
Interest Distributed	\$ 47,862,830.52
Management Fee Collected	\$ 536,049.82
% of Portfolio Invested Beyond 1 Year	2.58%
Standard & Poor's Current Rating	AAAm

Rates reflect historical information and are not an indication of future performance.

August Averages

Average Invested Balance	\$ 10,519,484,077.09
Average Monthly Yield, on a simple basis	5.2974%
Average Weighted Maturity (1)	26 Days
Average Weighted Life (2)	49 Days

Definition of Weighted Average Maturity (1) & (2)

(1) This weighted average maturity calculation uses the SEC Rule 2a-7 definition for stated maturity for any floating rate instrument held in the portfolio to determine the weighted average maturity for the pool. This Rule specifies that a variable rate instruction to be paid in 397 calendar days or less shall be deemed to have a maturity equal to the period remaining until the next readjustment of the interest rate.

(2) This weighted average maturity calculation uses the final maturity of any floating rate instruments held in the portfolio to calculate the weighted average maturity for the pool.

The maximum management fee authorized for the TexSTAR Cash Reserve Fund is 12 basis points. This fee may be waived in full or in part in the discretion of the TexSTAR co-administrators at any time as provided for in the TexSTAR Information Statement.

NEW PARTICIPANTS

We would like to welcome the following entities who joined the TexSTAR program in August:

* Crandall Economic Development Corporation * City of Potteet

HOLIDAY REMINDER

In observance of **Columbus Day**, **TexSTAR will be closed on Monday, October 9, 2023**. All ACH transactions initiated on Friday, October 6th will settle on Tuesday, October 10th. Standard transaction deadlines will be observed on Friday, October 6th. Please plan accordingly for your liquidity needs.

ECONOMIC COMMENTARY

Market review

For the last year and half, the Federal Reserve (Fed) has engaged in an aggressive campaign to slow the economy in order to reduce inflation to its 2% target. However, the data have left Fed officials confused, with growth proving resilient even as inflation continues to decelerate. Recession risks and probability of recession have moderated in the near term, as employment and spending data have held up well; and corporate earnings have been resilient. However, in August, despite mixed data, we saw some signs of moderation, as unemployment inched higher and consumer confidence weakened.

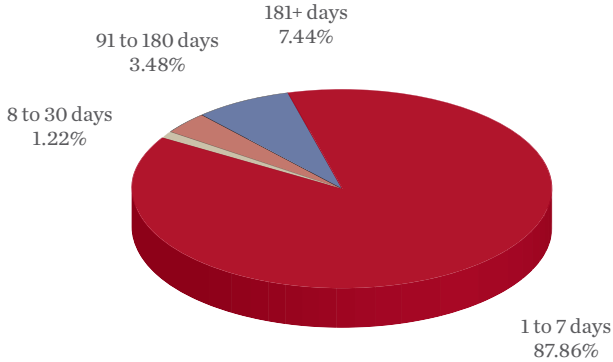
Earlier this year, markets largely anticipated that economic activity, specifically capital spending, would slow due to the lagged impact of restrictive monetary policy. Instead, record low unemployment, robust business investment, and resilient American consumers have kept the economy on an above trend growth trajectory thus far in 2023. July retail sales handily beat expectations, gaining 0.7% month-over-month (m/m) and 1.0% ex-autos. While a 1.9% m/m increase in online sales contributed the most, gains were broad-based. Elsewhere, industrial production jumped by a stronger-than-expected 1.0% m/m due to elevated auto production and sweltering temperatures driving up the demand for cooling. Manufacturing output also rose 0.5% m/m. However, excluding the sharp increase in motor vehicles and parts production, gains were a more modest 0.1%. Finally, the housing market showed continued signs of stabilization. Housing starts and permits rose by 3.9% and 0.1%, respectively, as gains in single-family more than offset declines in multi-family across both measures.

Inflation continued to come down, both at the headline and core level. The July CPI report pointed toward a continued moderation in inflation. Headline CPI rose 0.2% month-over-month (m/m) seasonally adjusted and 3.2% year-over-year (y/y) non-seasonally adjusted, a slight tick up compared to last month.

(continued page 4)

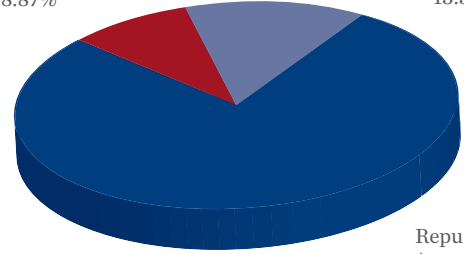
INFORMATION AT A GLANCE

PORTFOLIO BY TYPE OF INVESTMENT AS OF AUGUST 31, 2023



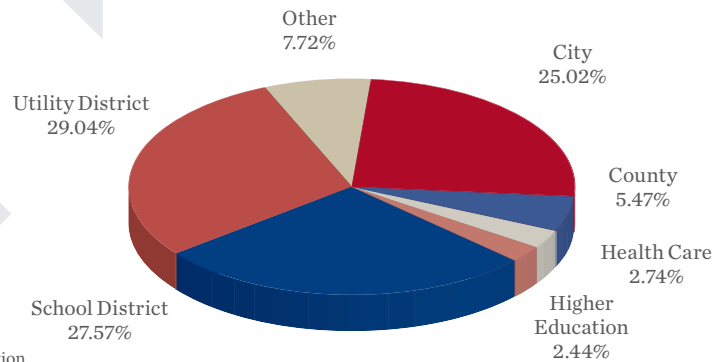
Treasuries
8.87%

Agencies
13.51%



Repurchase
Agreements
77.62%

PORTFOLIO BY MATURITY AS OF AUGUST 31, 2023 (1)



DISTRIBUTION OF PARTICIPANTS BY TYPE AS OF AUGUST 31, 2023

(1) Portfolio by Maturity is calculated using WAM (1) definition for stated maturity. See page 1 for definition

HISTORICAL PROGRAM INFORMATION

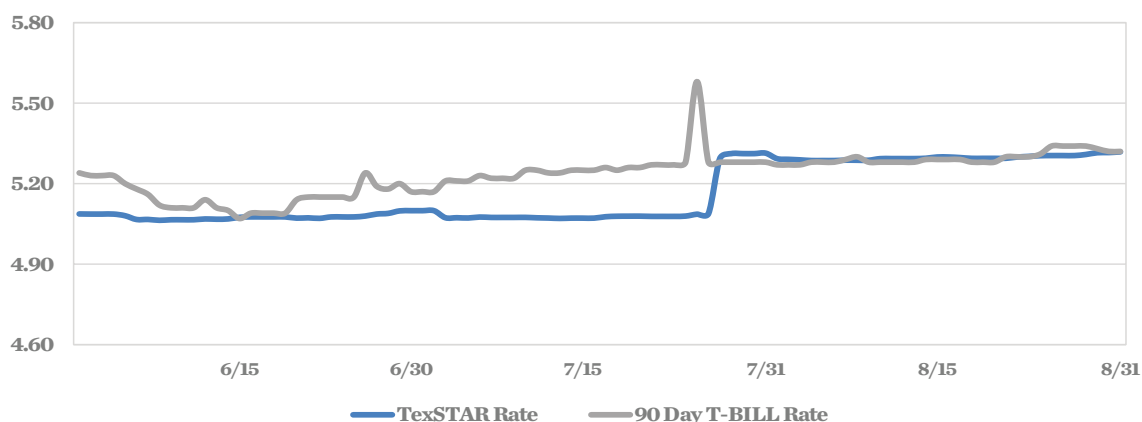
MONTH	AVERAGE RATE	BOOK VALUE	MARKET VALUE	NET ASSET VALUE	WAM (1)	WAL (2)	NUMBER OF PARTICIPANTS
Aug 23	5.2974%	\$10,207,693,267.12	\$10,205,377,223.94	0.999773	26	49	1023
Jul 23	5.1148%	10,852,471,505.08	10,849,665,890.42	0.999741	22	47	1021
Jun 23	5.0764%	10,475,876,514.08	10,473,945,855.73	0.999806	22	50	1020
May 23	5.0471%	10,704,350,596.85	10,702,720,616.60	0.999847	20	45	1019
Apr 23	4.8292%	10,940,711,794.05	10,941,057,413.24	1.000031	17	42	1017
Mar 23	4.6066%	11,042,113,205.98	11,042,864,910.32	1.000029	11	39	1012
Feb 23	4.4919%	10,962,890,240.57	10,961,778,645.78	0.999898	9	38	1008
Jan 23	4.2515%	10,451,037,339.95	10,450,044,625.54	0.999905	6	41	1003
Dec 22	3.9681%	9,016,826,910.67	9,015,709,981.89	0.999855	5	43	999
Nov 22	3.5588%	8,393,118,851.17	8,390,786,906.73	0.999722	6	47	998
Oct 22	2.8531%	8,388,414,626.87	8,384,901,873.82	0.999581	10	46	996
Sep 22	2.2941%	8,448,258,598.47	8,444,307,157.72	0.999510	16	43	994

PORTFOLIO ASSET SUMMARY AS OF AUGUST 31, 2023

	BOOK VALUE	MARKET VALUE
Uninvested Balance	\$ 557.95	\$ 557.95
Accrual of Interest Income	15,032,048.92	15,032,048.92
Interest and Management Fees Payable	(47,867,990.63)	(47,867,990.63)
Payable for Investment Purchased	0.00	0.00
Repurchase Agreement	7,948,702,999.78	7,948,702,999.78
Government Securities	2,291,825,651.10	2,289,509,607.92
TOTAL	\$ 10,207,693,267.12	\$ 10,205,377,223.94

Market value of collateral supporting the Repurchase Agreements is at least 102% of the Book Value. The portfolio is managed by J.P. Morgan Chase & Co. and the assets are safekept in a separate custodial account at the Federal Reserve Bank in the name of TexSTAR. The only source of payment to the Participants are the assets of TexSTAR. There is no secondary source of payment for the pool such as insurance or guarantee. Should you require a copy of the portfolio, please contact TexSTAR Participant Services.

TEXSTAR VERSUS 90-DAY TREASURY BILL



This material is for information purposes only. This information does not represent an offer to buy or sell a security. The above rate information is obtained from sources that are believed to be reliable; however, its accuracy or completeness may be subject to change. The TexSTAR management fee may be waived in full or in part at the discretion of the TexSTAR co-administrators and the TexSTAR rate for the period shown reflects waiver of fees. This table represents historical investment performance/return to the customer, net of fees, and is not an indication of future performance. An investment in the security is not insured or guaranteed by the Federal Deposit Insurance Corporation or any other government agency. Although the issuer seeks to preserve the value of an investment of \$1.00 per share, it is possible to lose money by investing in the security. Information about these and other program details are in the fund's Information Statement which should be read carefully before investing. The yield on the 90-Day Treasury Bill ("T-Bill Yield") is shown for comparative purposes only. When comparing the investment returns of the TexSTAR pool to the T-Bill Yield, you should know that the TexSTAR pool consists of allocations of specific diversified securities as detailed in the respective Information Statements. The T-Bill Yield is taken from Bloomberg Finance L.P. and represents the daily closing yield on the then current 90-Day T-Bill. The TexSTAR yield is calculated in accordance with regulations governing the registration of open-end management investment companies under the Investment Company Act of 1940 as promulgated from time to time by the federal Securities and Exchange Commission.

DAILY SUMMARY FOR AUGUST 2023

DATE	MNY MKT FUND EQUIV. [SEC Std.]	DAILY ALLOCATION FACTOR	INVESTED BALANCE	MARKET VALUE PER SHARE	WAM DAYS (1)	WAL DAYS (2)
8/1/2023	5.2933%	0.000145023	\$11,029,033,578.86	0.999753	24	49
8/2/2023	5.2909%	0.000144955	\$11,022,222,772.39	0.999762	24	49
8/3/2023	5.2889%	0.000144902	\$11,054,744,995.82	0.999758	24	49
8/4/2023	5.2864%	0.000144834	\$11,000,921,250.35	0.999781	24	48
8/5/2023	5.2864%	0.000144834	\$11,000,921,250.35	0.999781	24	48
8/6/2023	5.2864%	0.000144834	\$11,000,921,250.35	0.999781	24	48
8/7/2023	5.2877%	0.000144869	\$10,979,736,039.64	0.999776	24	48
8/8/2023	5.2874%	0.000144861	\$10,961,570,989.03	0.999759	25	49
8/9/2023	5.2875%	0.000144863	\$10,881,540,543.49	0.999757	25	49
8/10/2023	5.2934%	0.000145025	\$10,917,555,419.33	0.999763	25	48
8/11/2023	5.2937%	0.000145033	\$10,734,888,557.71	0.999762	25	49
8/12/2023	5.2937%	0.000145033	\$10,734,888,557.71	0.999762	25	49
8/13/2023	5.2937%	0.000145033	\$10,734,888,557.71	0.999762	25	49
8/14/2023	5.2949%	0.000145066	\$10,197,565,474.97	0.999742	27	51
8/15/2023	5.2996%	0.000145195	\$10,271,298,431.10	0.999738	26	51
8/16/2023	5.2996%	0.000145194	\$10,239,173,300.34	0.999750	27	51
8/17/2023	5.2974%	0.000145133	\$10,344,265,730.79	0.999747	27	51
8/18/2023	5.2946%	0.000145058	\$10,271,140,527.96	0.999761	26	50
8/19/2023	5.2946%	0.000145058	\$10,271,140,527.96	0.999761	26	50
8/20/2023	5.2946%	0.000145058	\$10,271,140,527.96	0.999761	26	50
8/21/2023	5.2948%	0.000145063	\$10,176,331,503.24	0.999767	27	50
8/22/2023	5.2995%	0.000145193	\$10,238,734,262.90	0.999762	26	50
8/23/2023	5.3018%	0.000145254	\$10,266,838,212.85	0.999743	26	50
8/24/2023	5.3043%	0.000145322	\$10,189,083,808.60	0.999739	26	50
8/25/2023	5.3049%	0.000145340	\$10,218,608,750.32	0.999732	26	49
8/26/2023	5.3049%	0.000145340	\$10,218,608,750.32	0.999732	26	49
8/27/2023	5.3049%	0.000145340	\$10,218,608,750.32	0.999732	26	49
8/28/2023	5.3090%	0.000145452	\$10,241,550,525.76	0.999731	27	50
8/29/2023	5.3155%	0.000145630	\$10,114,848,725.19	0.999744	27	50
8/30/2023	5.3161%	0.000145647	\$10,093,541,549.41	0.999734	27	50
8/31/2023	5.3186%	0.000145716	\$10,207,693,267.12	0.999773	27	50
Average	5.2974%	0.000145134	\$10,519,484,077.09		26	49



ECONOMIC COMMENTARY (cont.)

Core CPI maintained its 0.2% m/m pace but eased to 4.7% on a y/y basis. In the details, lower auto prices drove core goods lower while rising shelter costs, although showing signs of moderating, contributed to an increase in core services. Similarly, headline and core PCE both rose by 0.2% m/m. Overall, the disinflationary trend remained intact.

Developments in the labor market, on the other hand, were less clear. Whereas some data components reflected a potential slowing, the bigger picture suggests that employment remains stubbornly resilient.

The August Jobs report provided further evidence that the labor market is softening. Nonfarm payrolls rose by a stronger than expected 187K. However, revisions cut 110K jobs for the last two months, suggesting a slowdown in hiring. A large increase in the labor force pushed the unemployment rate higher to 3.8%, while wage growth came in below expectations, gaining 0.2% m/m and 4.3% y/y. The Job Openings and Labor Turnover Survey (JOLTS) data for July suggested a cooling in the labor market, with job openings falling 3.7% to 8.827 million, the lowest level since March 2021, but still above pre-pandemic levels. This brought down the ratio of job openings per unemployed worker to 1.5 from the peak of 2 in March 2022. Quits also fell by 6.7%, approaching 2019 levels, while layoffs ticked up. Overall, these reports still show decent momentum in the labor market. That said, a more balanced labor market and easing wage pressures should allow core inflation to move lower, reducing the need for the Fed to hike further.

After two months of solid gains, consumer confidence tumbled in August as the Conference Board Confidence Index fell 7.9 points to 106.1. Meanwhile, GDP for the second quarter was revised lower from 2.4% to 2.1% primarily due to downward revisions to inventories and net exports, while consumption increased at a modest 1.7%. Personal spending ran hot at 0.8% in July, despite personal income slowing to 0.2% in July, down from 0.3% in June.

At the Fed's Jackson Hole Economic Policy Symposium, Chair Powell's speech was relatively balanced. He noted that "inflation remains too high" and said that the Fed is "prepared to raise rates further if appropriate" but "will proceed carefully" if they do, reaffirming the 2% inflation target. Powell noted that his concern that the economy may not be cooling as expected.

Front-end Treasury yields were relatively rangebound as markets have priced in the expectation that the Fed has now reached the end of the rate hiking cycle. Three-month and six-month Treasury bill yields rose by 4 bps to 5.45% and 5.51%, respectively, while 12-month T-bill yields were unchanged at 5.39%. Longer-term Treasury yields rose more significantly, however, given increased expectations for U.S. Treasury supply and as strong economic data caused markets to price in higher yields for longer, which pushed out expectations for rate cuts.

Outlook

Until recently, U.S. economic data has been reaccelerating with upward revisions to full year GDP forecasts and the removal of most recession expectations. The U.S. consumer remains a key pillar of economic resilience and one of the primary reasons why it has become easier to contemplate a scenario in which the U.S. avoids a recession.

American consumption, which accounts for approximately 68% of GDP, has remained stalwart, despite a restrictive monetary environment, bolstering the overall health of the economy in 2023. Real consumption rose 0.6% m/m in July, suggesting consumption is off to a solid start in 3Q. However, excess savings is on track to be depleted by year-end as pandemic stimulus dissipates; so, maintaining the same standard of living is becoming increasingly difficult for the average American. While upper income consumers may continue to show resiliency, those in the lower income category may find themselves more stretched given the high cost of capital, especially with the upcoming resumption of student loan payments.

In a seemingly endless battle to reinstate price stability, the Fed continues to search for confirmation that policy is sufficiently restrictive and that job growth is declining. The key question is whether core inflation can make further progress towards 2% without significantly dampening the labor market and overall economic growth.

(continued page 5)



ECONOMIC COMMENTARY (cont.)

Core CPI increased 0.16% in each of the past two months, bringing the 3-month moving average down to 0.25% from 0.34% in the previous month. Nevertheless, two months does not make a trend.

Meanwhile, the employment report paints a picture of a job market heading in the right direction. Although year-over-year wages may be above the Fed's 3.5% target, which Chair Powell has said is consistent with 2% inflation, and the unemployment rate is still below the Fed's 4.1% year-end forecast, the labor market trajectory is still one of deceleration.

At this point, a September hike seems like a longshot. If inflation continues its downward path, the Fed will likely need to see a strong re-acceleration in the jobs data from here to hike in November. While we recognize that the Fed's decisions will be data dependent, we continue to believe that it is likely that the Fed will not hike again this year. As of the date of this writing, the market is assigning a 7% chance of a hike in September and a 35% chance of a hike in November. Additionally, the Fed would need to see employment materially deteriorate to implement rate cuts, which is unlikely to start before mid-2024. We believe that the U.S. economy will likely not enter a recession in 2023; however, recession risks remain for the middle of 2024.

This information is an excerpt from an economic report dated August 2023 provided to TexSTAR by JP Morgan Asset Management, Inc., the investment manager of the TexSTAR pool.

TEXSTAR BOARD MEMBERS

Monte Mercer	North Central TX Council of Government	Governing Board President
David Pate	Richardson ISD	Governing Board Vice President
Anita Cothran	City of Frisco	Governing Board Treasurer
David Medanich	Hilltop Securities	Governing Board Secretary
Jennifer Novak	J.P. Morgan Asset Management	Governing Board Asst. Sec./Treas
Brett Starr	City of Irving	Advisory Board
Sandra Newby	Tarrant Regional Water Dist/Non-Participant	Advisory Board
Ron Whitehead	Qualified Non-Participant	Advisory Board

The material provided to TexSTAR from J.P. Morgan Asset Management, Inc., the investment manager of the TexSTAR pool, is for informational and educational purposes only, as of the date of writing and may change at any time based on market or other conditions and may not come to pass. While we believe the information presented is reliable, we cannot guarantee its accuracy. HilltopSecurities is a wholly owned subsidiary of Hilltop Holdings, Inc. (NYSE: HTH) located at 717 N. Hardwood Street, Suite 3400, Dallas, TX 75201, (214) 859-1800. Member NYSE/FINRA/SIPC. Past performance is no guarantee of future results. Investment Management Services are offered through J.P. Morgan Asset Management Inc. and/or its affiliates. Marketing and Enrollment duties are offered through HilltopSecurities and/or its affiliates. HilltopSecurities and J.P. Morgan Asset Management Inc. are separate entities.

Exhibit B

Financial Statements for September 2023

Central Texas Regional Mobility Authority
Income Statement
For the Period Ending September 30, 2023

	Budget Amount FY 2023	Actual Year to Date	Percent of Budget	Actual Prior Year to Date
REVENUE				
Operating Revenue				
Toll Revenue	153,792,700	38,533,687	25.06%	31,895,518
Video Tolls	64,352,000	13,408,972	20.84%	15,225,743
Fee Revenue	12,962,900	3,241,602	25.01%	2,655,696
Total Operating Revenue	231,107,600	55,184,260	23.88%	49,776,957
Other Revenue				
Transfer In - Cash	87,201,191	87,201,191	100.00%	-
Interest Income	24,905,700	10,563,041	42.41%	3,701,969
Grant Revenue	945,500	82,466	8.72%	-
Misc Revenue	230,000	5,609	2.44%	10,436
Total Other Revenue	113,282,391	97,852,307	86.38%	3,712,405
TOTAL REVENUE	344,389,991	153,036,568	44.44%	53,489,362
EXPENSES				
Salaries and Benefits				
Salary Expense-Regular	4,871,464	878,691	18.04%	783,682
Salary Reserve	80,000	-	-	-
TCDRS	1,591,401	162,515	10.21%	150,288
FICA	249,197	43,734	17.55%	37,282
FICA MED	70,635	12,624	17.87%	11,306
Health Insurance Expense	584,446	113,041	19.34%	93,100
Life Insurance Expense	3,817	726	19.03%	1,088
Auto Allowance Expense	10,200	2,295	22.50%	1,913
Other Benefits	166,290	17,210	10.35%	18,599
Unemployment Taxes	5,760	-	-	30
Total Salaries and Benefits	7,633,210	1,230,837	16.12%	1,097,287
Administrative				
Administrative and Office Expenses				
Accounting	9,500	2,176	22.91%	2,093
Auditing	245,000	62,100	25.35%	107,531
Financial Advisors	162,000	54,000	33.33%	54,000
Human Resources	37,500	494	1.32%	595
Legal	70,000	4,750	6.79%	1,770
IT Services	365,000	77,002	21.10%	48,662
Internet	150	-	-	-
Software Licenses	1,167,000	689,309	59.07%	31,051
Cell Phones	27,800	7,476	26.89%	3,027
Local Telephone Service	2,000	24,873	1243.63%	25,261
Overnight Delivery Services	250	-	-	40
Copy Machine	10,000	3,816	38.16%	3,816
Repair & Maintenance-General	10,000	8,445	84.45%	-
Meeting Facilities	2,000	-	-	-
Meeting Expense	13,750	489	3.55%	4,005
Toll Tag Expense	3,000	100	3.33%	100
Parking / Local Ride Share	3,550	27	0.76%	275

Central Texas Regional Mobility Authority
Income Statement
For the Period Ending September 30, 2023

	Budget Amount FY 2023	Actual Year to Date	Percent of Budget	Actual Prior Year to Date
Mileage Reimbursement	4,350	206	4.73%	557
Insurance Expense	651,000	147,556	22.67%	128,063
Rent Expense	562,540	25,020	4.45%	192,325
Building Parking	3,500	192	5.49%	425
Total Legal Services	488,000	18,793	3.85%	340
Total Administrative and Office Expenses	3,837,890	1,126,822	29.36%	603,936
Office Supplies				
Books & Publications	5,090	639	12.56%	615
Office Supplies	8,250	88	1.06%	1,163
Misc Office Equipment	4,500	-	-	-
Computer Supplies	202,100	23,650	11.70%	132,296
Copy Supplies	1,000	-	-	-
Other Reports-Printing	1,500	-	-	-
Office Supplies-Printed	2,000	102	5.10%	668
Postage Expense	550	329	59.73%	122
Total Office Supplies	224,990	24,807	11.03%	134,864
Communications and Public Relations				
Graphic Design Services	75,000	-	-	-
Website Maintenance	464,000	157,325	33.91%	23,692
Research Services	150,000	-	-	-
Communications and Marketing	400,000	12,420	3.11%	-
Advertising Expense	500,000	165,235	33.05%	56,551
Direct Mail	40,000	-	-	-
Video Production	160,000	-	-	28,359
Photography	25,000	295	1.18%	450
Radio	50,000	-	-	-
Other Public Relations	22,500	-	-	-
Promotional Items	20,000	1,166	5.83%	7,656
Annual Report printing	1,300	-	-	-
Direct Mail Printing	17,500	-	-	-
Other Communication Expenses	15,000	-	-	17,703
Total Communications and Public Relations	1,940,300	336,441	17.34%	134,411
Employee Development				
Subscriptions	750	139	18.53%	264
Agency Memberships	88,440	25	0.03%	1,200
Continuing Education	14,800	500	3.38%	-
Professional Development	20,150	-	-	375
Other Licenses	2,500	-	-	497
Seminars and Conferences	104,100	1,445	1.39%	35,310
Travel	110,500	12,852	11.63%	30
Total Employee Development	341,240	14,961	4.38%	37,676

Central Texas Regional Mobility Authority
Income Statement
For the Period Ending September 30, 2023

	Budget Amount FY 2023	Actual Year to Date	Percent of Budget	Actual Prior Year to Date
Financing and Banking Fees				
Trustee Fees	62,000	32,500	52.42%	36,000
Bank Fee Expense	3,240	1,505	46.44%	273
Continuing Disclosure	7,000	-	-	-
Arbitrage Rebate Calculation	16,300	-	-	16,300
Rating Agency Expense	45,000	32,500	72.22%	31,000
Total Financing and Banking Fees	133,540	66,505	49.80%	83,573
Total Administrative	6,477,960	1,569,536	24.23%	994,459
Operations and Maintenance				
Operations and Maintenance Consulting				
GEC-Trust Indenture Support	1,131,395	485,164	42.88%	279,930
GEC-Financial Planning Support	275,000	100,754	36.64%	66,422
GEC-Toll Ops Support	1,584,000	278,543	17.58%	154,812
GEC-Roadway Ops Support	1,605,500	259,921	16.19%	115,749
GEC-Technology Support	679,526	328,107	48.28%	160,803
GEC-Public Information Support	200,000	56,106	28.05%	48,451
GEC-General Support	1,631,820	365,306	22.39%	198,994
General System Consultant	1,381,000	36,186	2.62%	307,054
Traffic Modeling	125,000	-	-	-
Traffic and Revenue Consultant	1,010,000	60,761	6.02%	162,641
Total Operations and Maintenance Consulting	9,623,241	1,970,849	20.48%	1,494,855
Roadway Operations and Maintenance				
Roadway Maintenance	3,431,819	256,969	7.49%	1,065,486
Landscape Maintenance	2,789,256	391,010	14.02%	1,315,369
Signal & Illumination Maint	25,000	-	-	-
Maintenance Supplies-Roadway	400,000	-	-	-
Tools & Equipment Expense	-	-	-	444
Gasoline	30,000	3,729	12.43%	5,112
Repair & Maintenance - Vehicles	10,000	360	3.60%	674
Natural Gas	2,500	7,220	288.80%	1,285
Electricity - Roadways	250,000	65,136	26.05%	63,807
Total Roadway Operations and Maintenance	6,938,575	724,424	10.44%	2,452,178
Toll Processing and Collection Expense				
Image Processing	3,000,000	514,785	17.16%	1,023,675
Tag Collection Fees	11,500,000	2,682,471	23.33%	2,361,248
Court Enforcement Costs	10,000	-	-	-
ETC Incentive	500,000	-	-	-
Total Processing and Collection Expense	15,010,000	3,197,257	21.30%	3,384,923
Toll Operations Expense				
Generator Fuel	3,000	-	-	-
Fire and Burglar Alarm	500	123	24.67%	123
Refuse	2,360	474	20.08%	640

Central Texas Regional Mobility Authority
Income Statement
For the Period Ending September 30, 2023

	Budget Amount FY 2023	Actual Year to Date	Percent of Budget	Actual Prior Year to Date
Telecommunications	60,000	-	-	-
Water - Irrigation	7,500	2,252	30.03%	3,082
Electricity	750	249	33.14%	111
ETC spare parts expense	100,000	16,453	16.45%	-
Repair & Maintenance Toll Equip	50,000	-	-	31,491
Law Enforcement	600,000	118,445	19.74%	106,434
ETC Maintenance Contract	6,450,000	531,208	8.24%	666,601
Transaction Processing Maintenance Contract	2,000,000	-	-	-
ETC Toll Management Center System Operation	2,885,054	134,101	4.65%	134,510
ETC Development	650,000	65,823	10.13%	2,759
ETC Testing	225,000	-	-	-
Total Toll Operations Expense	13,034,164	869,127	6.67%	945,752
Total Operations and Maintenance	44,605,980	6,761,657	15.16%	8,277,707
Other Expenses				
Special Projects and Contingencies				
HERO	200,000	41,838	20.92%	36,957
Special Projects	100,000	-	-	-
71 Express Net Revenue Payment	5,000,000	1,621,070	32.42%	1,324,641
Customer Relations	10,000	-	-	-
Technology Initiatives	185,000	-	-	-
Other Contractual Svcs	390,000	48,000	12.31%	75,500
Contingency	200,000	-	-	-
Total Special Projects and Contingencies	6,085,000	1,710,909	28.12%	1,437,098
Non Cash Expenses				
Amortization Expense				
Amortization Expense - Software	1,228,015	6,349	0.52%	320,073
Amortization Expense - Right to Use Asset - Subscr	355,208	55,696	15.68%	-
Amortization Expense - Refundings	1,907,487	1,536,354	80.54%	1,330,277
Subtotal Amortization Expense	3,490,710	1,598,400	45.79%	1,650,351
Depreciation Expense				
Dep Exp - Furniture & Fixtures	2,178	-	-	653
Dep Expense - Equipment	476,653	155,676	32.66%	-
Dep Expense - Autos & Trucks	45,399	7,602	16.75%	13,338
Dep Expense - Buildng & Toll Fac	187,058	44,187	23.62%	44,187
Dep Expense - Highways & Bridges	48,608,788	12,709,388	26.15%	12,655,386
Dep Expense - Toll Equipment	3,917,914	759,562	19.39%	1,035,778
Dep Expense - Signs	1,641,174	302,239	18.42%	254,143
Dep Expense - Land Improvements	884,934	163,163	18.44%	221,234
Depreciation Expense - Computers	98,507	-	-	47,270
Subtotal Depreciation Expense	55,862,606	14,141,817	25.32%	14,271,988
Total Non Cash Expenses	59,353,316	15,740,216	26.52%	15,922,338
Total Other Expenses	65,438,316	17,451,125	26.67%	17,359,437

Central Texas Regional Mobility Authority
Income Statement
For the Period Ending September 30, 2023

	Budget Amount FY 2023	Actual Year to Date	Percent of Budget	Actual Prior Year to Date
Non Operating Expenses				
Bond Issuance Expense	1,250,000	-	-	132,074
Loan Fee Expense	40,000	-	-	-
Interest Expense - Debt Obligations	95,964,098	19,698,810	20.53%	19,504,907
Interest Expense - Right to Use Assets	-	-	-	-
Transfer Out - Cash	87,201,191	87,201,191	100.00%	-
CAMPO RIF Payment	6,000,000	6,000,000	100.00%	5,000,000
Community Initiatives	645,000	-	-	-
Total Non Operating Expenses	191,100,289	112,900,002	59.08%	24,636,981
TOTAL EXPENSES	315,255,755	139,913,156	44.38%	52,365,871
Net Income	29,134,236	13,123,412		1,123,491

Central Texas Regional Mobility Authority
Balance Sheet
as of September 30, 2023

as of 09/30/2023 as of 09/30/2022

ASSETS

Current Assets

Cash

Regions Operating Account	\$ 92,051	\$ 3,518,183
Cash in TexStar	158,162	42,930
Regions Payroll Account	107,534	99,387

Restricted Cash

Goldman Sachs FSGF 465	592,768,575	1,103,383,771
Restricted Cash - TexSTAR	6,210,647	10,409,892
Overpayments account	-	291,108

Total Cash and Cash Equivalents	599,336,969	1,117,745,271
--	--------------------	----------------------

Accounts Receivables

Accounts Receivable - Net	4,979,871	2,770,089
Due From Other Agencies	346,552	65,805
Due From TTA	988,433	548,177
Due From NTTA	1,477,295	1,062,984
Due From HCTRA	3,652,916	2,065,183
Due From TxDOT	6,073,328	164,602
Interest Receivable	693,342	693,342

Total Receivables	18,211,737	7,370,183
--------------------------	-------------------	------------------

Short Term Investments

Treasuries	118,543,252	-
Agencies	339,758,036	-

Total Short Term Investments	458,301,288	-
-------------------------------------	--------------------	----------

Total Current Assets	1,075,849,994	1,125,115,454
-----------------------------	----------------------	----------------------

Construction in Progress

	423,204,754	282,434,317
--	--------------------	--------------------

Capital Assets (Net of Depreciation and Amortization)

Depreciable Assets

Computers	-	51,237
Furniture and Fixtures	-	1,525
Equipment	1,245,411	9,624
Autos and Trucks	39,279	80,545
Buildings and Toll Facilities	4,185,774	4,372,832
Highways and Bridges	1,659,604,479	1,704,435,035
Toll Equipment	14,916,806	19,014,496
Signs	11,094,662	12,917,392
Land Improvements	5,151,172	5,978,035

Central Texas Regional Mobility Authority
Balance Sheet
as of September 30, 2023

	as of 09/30/2023	as of 09/30/2022
Right of way	88,149,606	88,149,606
Leasehold Improvements	2,116	33,176
Intangible Assets		
Computer Software	-	1,470,864
Right to Use Assets		
Leases	1,286,881	-
Subscription Based IT Arrangements	167,087	-
Total Fixed Assets	1,785,843,273	1,836,514,366
Other Assets		
Intangible Assets-Net	171,848,342	173,961,907
2005 Bond Insurance Costs	-	3,301,851
Deferred Outflows (pension related)	2,661,405	675,913
Pension Asset	1,046,634	2,549,818
Total Other Assets	175,556,381	180,489,489
Total Assets	\$ 3,460,454,402	\$ 3,424,553,625

LIABILITIES

Current Liabilities		
Accounts Payable	3,324,075	21,780,077
Construction Payable	9,796,249	5,224,110
Overpayments	1,570	294,629
Interest Payable	19,966,690	20,449,024
TCDRS Payable	82,369	74,574
Due to other Agencies	3,569	2,849
Due to TTA	625,830	624,134
Due to HCTRA	154,452	148,238
Due to Other Entities	1,878,422	57,776
71E TxDOT Obligation - ST	4,307,645	3,142,749
Total Current Liabilities	40,140,870	51,798,159
Long Term Liabilities		
Compensated Absences	240,954	268,014
Right to Use Obligations - Lease	1,286,881	-
Right to Use Obligations - SBITA	233,657	-
Deferred Inflows (pension related)	1,340,710	1,481,361
Long Term Payables	3,102,203	1,749,375

Central Texas Regional Mobility Authority
Balance Sheet
as of September 30, 2023

as of 09/30/2023 as of 09/30/2022

Bonds Payable

Senior Lien Revenue Bonds:

Senior Lien Revenue Bonds 2010	96,178,695	89,266,291
Senior Lien Revenue Bonds 2011	16,459,605	19,136,793
Senior Refunding Bonds 2013	-	3,475,000
Senior Lien Revenue Bonds 2015	10,000,000	10,000,000
Senior Lien Refunding Revenue Bonds 2016	59,340,000	70,790,000
Senior Lien Revenue Bonds 2018	44,345,000	44,345,000
Senior Lien Revenue Bonds 2020A	50,265,000	50,265,000
Senior Lien Refunding Bonds 2020B	54,970,000	55,600,000
Senior Lien Refunding Bonds 2020C	138,435,000	138,435,000
Senior Lien Revenue Bonds 2020E	167,160,000	167,160,000
Senior Lien Revenue Bonds 2021B	255,075,000	255,075,000
Senior Lien Refunding Bonds 2021D	274,150,000	274,625,000
Senior Lien Refunding Bonds 2021E	332,585,000	335,610,000
Sn Lien Rev Bnd Prem/Disc 2013	-	447,279
Senior Lien Premium 2016 Revenue Bonds	6,736,845	7,383,436
Sn Lien Revenue Bond Premium 2018	2,816,574	3,083,148
Senior Lien Revenue Bond Premium 2020A	11,112,493	11,304,305
Senior Lien Refunding Bond Premium 2020B	11,102,812	11,637,887
Senior Lien Revenue Bonds Premium 2020E	23,711,689	25,427,076
Senior Lien Revenue Bonds Premium 2021B	52,830,298	53,414,235
Senior Lien Refunding Bonds Premium 2021D	44,221,847	44,749,354
Total Senior Lien Revenue Bonds	1,651,495,859	1,671,229,804

Sub Lien Revenue Bonds:

Sub Lien Refunding Bonds 2013	-	2,725,000
Sub Lien Refunding Bonds 2016	71,435,000	72,605,000
Sub Lien Refunding Bonds 2020D	97,440,000	98,580,000
Subordinated Lien BANs 2020F	110,875,000	110,875,000
Subordinate Lien Refunding Bonds 2020G	61,570,000	61,570,000
Subordinated Lien BANs 2021C	244,185,000	244,185,000
Sub Refunding 2013 Prem/Disc	-	95,437
Sub Refunding 2016 Prem/Disc	4,797,315	5,587,450
Subordinated Lien BANs 2020F Premium	5,003,581	9,006,445
Subordinated Lien Refunding Bonds Premium 2020G	6,663,255	7,067,227
Sub Lien BANS 2021C Premium	24,737,951	32,349,629
Total Sub Lien Revenue Bonds	626,707,102	644,646,188

Central Texas Regional Mobility Authority
Balance Sheet
as of September 30, 2023

as of 09/30/2023 as of 09/30/2022

Other Obligations

TIFIA Note 2021	361,020,863	353,243,889
71E TxDOT Obligation - LT	51,918,220	55,077,264
Regions 2022 MoPac Loan	23,765,900	24,690,900
Total Other Obligations	436,704,983	433,012,053
Total Long Term Liabilities	2,718,010,147	2,750,637,420
Total Liabilities	2,758,151,017	2,802,435,579

NET ASSETS

Contributed Capital	121,462,104	121,462,104
Net Assets Beginning	567,717,870	499,532,451
Current Year Operations	13,123,412	1,123,491
Total Net Assets	702,303,386	622,118,046

Total Liabilities and Net Assets	\$ 3,460,454,402	\$ 3,424,553,625
---	-------------------------	-------------------------

Central Texas Regional Mobility Authority
Statement of Cash Flow
as of September 2023

Cash flows from operating activities:

Receipts from toll revenues	59,249,872
Receipts from Other Sources (AR)	88,075
Payments to vendors	(45,009,416)
Payments to employees	(1,236,275)
Net cash flows provided by (used in) operating activities	13,092,256

Cash flows from capital and related financing activities:

Prepaid payment on Intangible assets	(1,536,354)
Issuance Expense	(3,513,621)
Payments on bonds / loans	(452,428)
RIF Contribution	(6,000,000)
Acquisition of capital assets - non project	(528,249)
Acquisitions of construction in progress	(12,725,320)
Net cash flows provided by (used in) capital and related financing activities	(24,755,971)

Cash flows from investing activities:

Interest income	10,563,041
Purchase of investments	(235,602,845)
Proceeds from sale or maturity of investments	-
Net cash flows provided by (used in) investing activities	(225,039,804)

Net increase (decrease) in cash and cash equivalents	(276,473,905)
Cash and cash equivalents at beginning of period	894,022,611
Cash and cash equivalents at end of period	617,548,706

Reconciliation of change in net assets to net cash provided by operating activities:

Operating income	13,123,412
Adjustments to reconcile change in net assets to net cash provided by operating activities:	
Depreciation and amortization	15,740,216
Changes in assets and liabilities:	
Decrease in accounts receivable	4,065,612
Increase in prepaid expenses and other assets	147,093
Decrease in accrued expenses	(29,119,846)
Decrease in Interest expense	19,698,810
Increase in interest receivable	(10,563,041)
(Decrease) increase in Pension Asset	-
(Increase) in deferred outflows of resources	-
(Increase) in deferred inflows of resources	-
Total adjustments	(31,156)
Net cash flows provided by (used in) operating activities	\$ 13,092,256

Reconciliation of cash and cash equivalents:

Unrestricted cash and cash equivalents	18,569,484
Restricted cash and cash equivalents	598,979,222
Total	617,548,706

Investments by Fund

Fund	TexSTAR	TexSTAR- Trustee	Goldman Sachs	Agencies/ Treasuries	Balance
Renewal and Replacement Fund	8.64		708.95		717.59
Grant Fund	478,736.54		10,082,282.02		10,561,018.56
Senior Debt Service Reserve Fund	1,039,007.51		6,039,414.35	104,995,814.41	112,074,236.27
2010 Senior Lien Debt Service			63,597.75		63,597.75
2011 Sr Debt Service t			5,485,481.65		5,485,481.65
2013 Sr Debt Service t			42,155.46		42,155.46
2013 Sub Debt Service			33,177.67		33,177.67
2013 Sub Debt Service Reserve Fund	822,179.51		129.28		822,308.79
2015 Sr Debt Service			4,230,483.38		4,230,483.38
2016 Sr Lien Rev Refunding Debt Service			11,835,342.08		11,835,342.08
2016 Sub Lien Rev Refunding Debt Service			2,633,004.50		2,633,004.50
2016 Sub Lien Rev Refunding DSR			605,726.55	6,671,837.25	7,277,563.80
Operating Fund	589,881.22	158,161.73	19,472,636.84		20,220,679.79
Revenue Fund			7,707,473.77		7,707,473.77
General Fund	1,198,952.10		70,213,927.80	104,917,207.70	176,330,087.60
71E Revenue Fund			31,595,004.11		31,595,004.11
MoPac Revenue Fund			10,688,312.32		10,688,312.32
MoPac General Fund					-
MoPac Operating Fund			1,297,663.04		1,297,663.04
MoPac Loan Repayment Fund			508,218.52		508,218.52
2015B Project	368,502.39		7,947,938.30		8,316,440.69
2015 TIFIA Project	732,088.08		9,116,692.01	30,000,000.00	39,848,780.09
2011 Sr Financial Assistance Fund	16.40		28,283.42		28,299.82
2018 Sr Lien Debt Service			566,371.74		566,371.74
2018 Sr Lien Project Cap I			746.72		746.72
2018 Sr Lien Project	981,274.99		13,220,888.14		14,202,163.13
2020A Senior Lien Debt Service			640,980.04		640,980.04
2020B Senior Lien Debt Service			1,183,613.54		1,183,613.54
2020C Senior Lien Debt Service			4,870,435.65		4,870,435.65
2020D Sub Lien Debt Service			3,801,732.10		3,801,732.10
2020D Sub Debt Service Reserve Fund			457,286.11	7,987,089.95	8,444,376.06
2020E Senior Lien Project			91,783,608.01	50,000,000.00	141,783,608.01
2020E Senior Lien Project Cap Interest			15,175,484.12		15,175,484.12
2020F Sub Lien Project			0.00		-
2020F Sub Lien Deb Service			1,416,516.17		1,416,516.17
2020G Sub Lien Debt Service			652,229.84		652,229.84
2020G Sub Lien Debt Service Reserve			1,156,903.01	2,995,158.73	4,152,061.74
2021A Sub Lien Debt Service Reserve			4,360,440.34	15,974,180.00	20,334,620.34
2021A Sub Debt Service			100.40		100.40
2021B Senior Lien Cap I Project Fund			36,241,995.01		36,241,995.01
2021B Senior Lien Project			105,450,897.67	135,000,000.00	240,450,897.67
2021C Sub Lien Cap I Project Fund			1,401.33		1,401.33
2021C Sub Lien Project			90,421,822.05		90,421,822.05
2021C Sub Lien Debt Service			3,119,792.09		3,119,792.09
2021D Senior Lien Debt Service			3,239,207.21		3,239,207.21
2021E Senior Lien Debt Service			4,790,165.35		4,790,165.35
Totals	6,210,647.38	158,161.73	582,180,270.41	458,541,288.04	1,047,090,367.56

CTRMA INVESTMENT REPORT

Month Ending September 30, 2023

	Balance 9/1/2023	Accrued Interest	Additions	Cash Transfers	Withdrawals	Balance 9/30/2023	Rate Sept
Amount in Trustee TexStar							
2011 Sr Lien Financial Assist Fund	16.36	0.04				16.40	5.3105%
2013 Sub Lien Debt Service Reserve	818,606.47	3,573.04				822,179.51	5.3105%
General Fund	1,193,741.70	5,210.40				1,198,952.10	5.3105%
Trustee Operating Fund	3,085,873.43	4,007.79		(2,500,000.00)		589,881.22	5.3105%
Renewal and Replacement	8.63	0.01				8.64	5.3105%
TxDOT Grant Fund	476,656.03	2,080.51				478,736.54	5.3105%
Senior Lien Debt Service Reserve Fund	1,034,492.18	4,515.33				1,039,007.51	5.3105%
2015B Sr Ln Project	366,900.95	1,601.44				368,502.39	5.3105%
2015C TIFIA Project	728,906.58	3,181.50				732,088.08	5.3105%
2018 Sr Lien Project	977,010.57	4,264.42				981,274.99	5.3105%
	8,682,212.90	28,434.48	-	(2,500,000.00)	-	6,210,647.38	

Amount in TexStar Operating Fund	304,100.30	4,061.43		2,500,000.00	2,650,000.00	158,161.73	5.3105%
---	-------------------	-----------------	--	---------------------	---------------------	-------------------	----------------

Goldman Sachs

Operating Fund	15,293,149.54	54,380.84	128,885.23	4,000,000.00	3,778.77	19,472,636.84	5.2100%
2020A Senior Lien Debt Service	430,317.02	1,225.52		209,437.50		640,980.04	5.2100%
2020B Senior Lien Debt Service	903,405.04	3,100.17		277,108.33		1,183,613.54	5.2100%
2020C Senior Lien Debt Service	4,113,189.40	6,901.56		750,344.69		4,870,435.65	5.2100%
2020D Sub Lien Debt Service	3,209,311.03	12,318.31		580,102.76		3,801,732.10	5.2100%
2020D Sub Debt Service Reserve Fund	455,270.53	2,015.58				457,286.11	5.2100%
2020E Sr Lien Project	91,825,227.68	518,839.36			560,459.03	91,783,608.01	5.2100%
2020E Sr Ln Project Cap Interest	15,108,595.33	66,888.79				15,175,484.12	5.2100%
2020E Sr Lien Debt Service	0.00					0.00	5.2100%
2020F Sub Lien Project	44,466.13				44,466.13	0.00	5.2100%
2020F Sub Lien Debt Service	951,826.56	2,710.44		461,979.17		1,416,516.17	5.2100%
2020G Sub Lien Debt Service	438,265.16	1,248.01		212,716.67		652,229.84	5.2100%
2020G Sub Debt Service Reserve Fund	791,657.75	3,376.42		361,868.84		1,156,903.01	5.2100%
2021A Sub Debt Service Reserve Fund	2,270,886.96	8,210.20		2,081,343.18		4,360,440.34	5.2100%
2021A TIFIA Sub Lien Debt Service Acct	99.96	0.44				100.40	5.2100%
2021A TIFIA Sub Lien Debt Service Acct	0.00			585,082.17		585,082.17	5.2100%
2021B Senior Lien Cap I Project Fund	36,082,251.50	159,743.51				36,241,995.01	5.2100%
2021B Senior Lien Project	104,787,374.96	663,522.71				105,450,897.67	5.2100%
2021B Senior Lien Cap I Debt Service	0.00					0.00	5.2100%
2021C Sub Lien Cap I Project Fund	1,395.15	6.18				1,401.33	5.2100%
2021C Sub Lien Project	99,001,051.73	420,434.55			8,999,664.23	90,421,822.05	5.2100%
2021C Sub Lien Debt Service	2,096,384.89	5,969.70		1,017,437.50		3,119,792.09	5.2100%
2021D Senior Lien Debt Service	2,257,880.93	6,826.28		974,500.00		3,239,207.21	5.2100%
2021E Senior Lien Debt Service	3,712,753.07	12,984.54		1,064,427.74		4,790,165.35	5.2100%
2011 Sr Financial Assistance Fund	28,158.74	124.68				28,283.42	5.2100%
2010 Senior DSF	63,317.39	280.36				63,597.75	5.2100%
2011 Senior Lien Debt Service	4,863,815.80	19,582.52		602,083.33		5,485,481.65	5.2100%
2013 Senior Lien Debt Service	41,969.63	185.83				42,155.46	5.2100%
2013 Sub Debt Service Reserve Fund	128.71	0.57				129.28	5.2100%
2013 Subordinate Debt Service	33,031.41	146.26				33,177.67	5.2100%
2015A Sr Lien Debt Service	4,170,351.15	18,465.56		41,666.67		4,230,483.38	5.2100%
2015B Project	7,940,384.97	35,175.95			27,622.62	7,947,938.30	5.2100%
2015C TIFIA Project	9,076,502.90	40,189.11				9,116,692.01	5.2100%
2016 Sr Lien Rev Refunding Debt Service	9,451,488.10	37,975.85		2,345,878.13		11,835,342.08	5.2100%
2016 Sub Lien Rev Refunding Debt Service	2,157,284.44	8,031.52		467,688.54		2,633,004.50	5.2100%
2016 Sub Lien Rev Refunding DSR	603,056.33	2,670.22				605,726.55	5.2100%
2018 Sr Lien Project Cap I	743.43	3.29				746.72	5.2100%
2018 Sr Lien Debt Service	380,517.40	1,083.51		184,770.83		566,371.74	5.2100%
2018 Sr Lien Project	13,162,787.93	58,100.21				13,220,888.14	5.2100%
TxDOT Grant Fund	10,037,836.30	44,445.72				10,082,282.02	5.2100%
Renewal and Replacement	57.76	1.46		53,830.00	53,180.27	708.95	5.2100%
Revenue Fund	2,262,971.25	51,972.96	17,989,142.42	(12,491,528.62)	105,084.24	7,707,473.77	5.2100%
General Fund	75,906,289.05	306,362.92	82,465.90	(5,409,434.53)	671,755.54	70,213,927.80	5.2100%
Senior Lien Debt Service Reserve Fund	6,012,790.80	26,623.55				6,039,414.35	5.2100%
71E Revenue Fund	30,467,902.42	131,592.94	383,268.69	729,572.01	117,331.95	31,595,004.11	5.2100%
MoPac Revenue Fund	0.00	840.44	347,599.02	(275,150.04)		73,289.42	5.2100%
MoPac General Fund	16,060,730.22	68,823.41		603,645.95	6,044,887.26	10,688,312.32	5.2100%
MoPac Operating Fund	1,049,817.82	3,557.27	125,990.00	400,000.00	281,702.05	1,297,663.04	5.2100%
MoPac Loan Repayment Fund	336,784.00	805.34		170,629.18		508,218.52	5.2100%
	577,883,478.27	2,807,744.56	19,057,351.26	-	16,909,932.09	582,838,642.00	

Amount in Fed Agencies and Treasuries

Amortized Principal	458,541,288.04					458,541,288.04	
---------------------	----------------	--	--	--	--	----------------	--

Certificates of Deposit

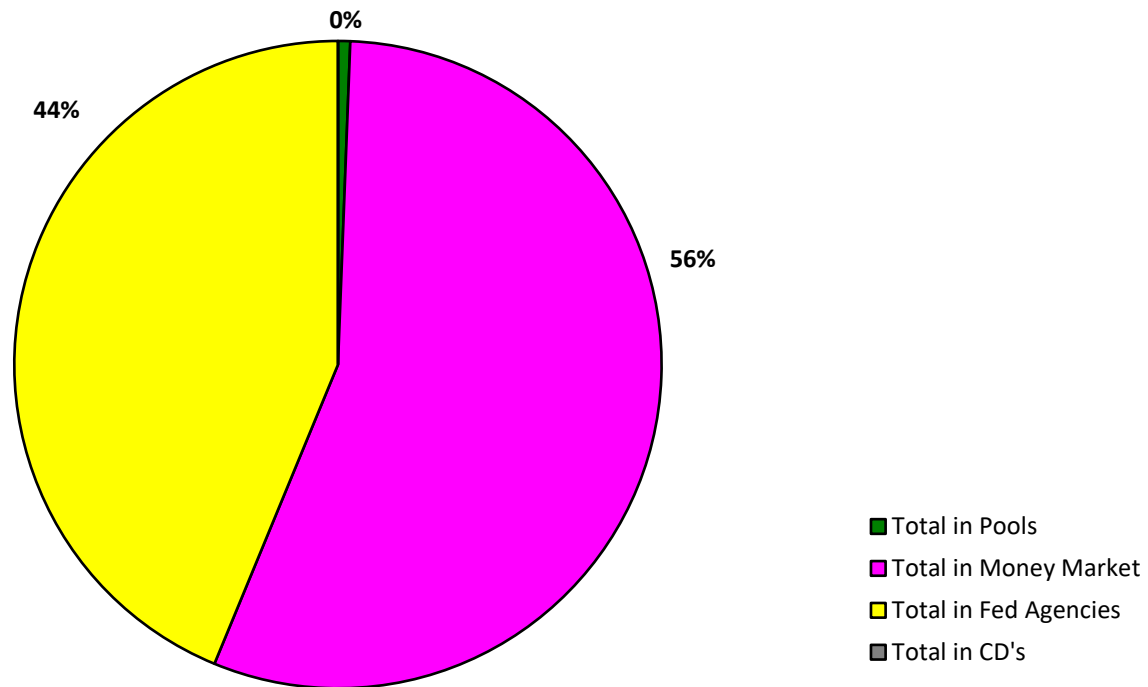
Total in Pools - TxStar	8,986,313.20	32,495.91	-	-	2,650,000.00	6,368,809.11	
Total in GS FSGF	577,883,478.27	2,807,744.56	19,057,351.26	-	16,909,932.09	582,838,642.00	
Total in Fed Agencies and Treasuries	458,541,288.04	-	-	-	-	458,541,288.04	
Total Invested	1,045,411,079.51	2,840,240.47	19,057,351.26	-	19,559,932.09	1,047,748,739.15	

All Investments in the portfolio are in compliance with the CTRMA's Investment policy and the relevant provisions of the Public Funds Investment Act Chapter 2256.02:

José Hernández, CFO
Ann Zigmund, Controller

9/30/2023

Allocation of Funds



Goldman Sachs Escrow Funds

	Balance		Accrued		Balance
	9/1/2023	Additions	Interest	Withdrawals	9/30/2023
Travis County Escrow Fund - Elroy Road	3,010,667.50		13,331.05		3,023,998.55
Travis County Escrow Fund - Ross Road	164,644.29		728.99		165,373.28
Travis County Escrow Fund - Old San Antonio Road	31,719.54		140.46		31,860.00
Travis County Escrow Fund - Old Lockhart Road	133,158.58		586.48		133,745.06
Travis County Escrow Fund - County Line Road	218,738.50	5,659,349.84	969.09	558.23	5,878,499.20
Travis County Escrow Fund - South Pleasant Valley Road	303,764.46	1,346.45			305,110.91
Travis County Escrow Fund - Thaxton Road	111,291.84	494.50			111,786.34
Travis County Escrow Fund - Pearce Lane Road	278,326.89	1,232.73			279,559.62
	4,252,311.60	5,662,423.52	15,756.07	558.23	9,929,932.96

	Amount of In							
Bank	FUND	COST	Cummulative Amortization	Book Value	Maturity Value	Interest Income		
						Accrued Interest	Amortization	Interest Earned
6180006366	2016SUBDSR	6,671,837.25		6,671,837.25				-
1001017484	2020D DSRF	7,987,089.95		7,987,089.95	8,200,000.00			-
1001021540	2020G DSRF	2,995,158.73		2,995,158.73	3,075,000.00			-
1001021543	2021A DSRF	15,974,180.00		15,974,180.00	16,400,000.00			-
6180000120	GENERAL	20,000,000.00		20,000,000.00	20,000,000.00			-
6180000120	GENERAL	19,973,592.19		19,973,592.19	20,500,000.00			-
6180000120	GENERAL	44,963,937.40		44,963,937.40	47,150,000.00	3,864.75		3,864.75
6180000059	SENLINDSR	20,000,000.00		20,000,000.00	20,000,000.00	22,222.22		22,222.22
6180000059	SENLINDSR	20,000,000.00		20,000,000.00	20,000,000.00			-
6180000059	SENLINDSR	45,000,000.00		45,000,000.00	45,000,000.00			-
6180000059	SENLINDSR	19,973,592.19		19,973,592.19	20,500,000.00			-
6180000120	GENERAL	9,960,128.90		9,960,128.90	10,000,000.00	27,777.78		27,777.78
6180000120	GENERAL	9,960,128.90		9,960,128.90	10,000,000.00	27,777.78		27,777.78
6180005349	2015TIFIAP	30,000,000.00		30,000,000.00	30,000,000.00			-
1001021273	2021BPROJ	35,000,000.00		35,000,000.00	35,000,000.00			-
1001021533	2020E PRJ	50,000,000.00		50,000,000.00	50,000,000.00			-
1001021273	2021BPROJ	50,000,000.00		50,000,000.00	50,000,000.00			-
1001021273	2021BPROJ	50,000,000.00		50,000,000.00	50,000,000.00			-
		458,459,645.51	-	458,459,645.51	455,825,000.00	81,642.53	-	81,642.53

TexSTAR
MONTHLY NEWSLETTER
SEPTEMBER
2023



PERFORMANCE

As of September 30, 2023

Current Invested Balance	\$ 9,992,445,950.80
Weighted Average Maturity (1)	30 Days
Weighted Average Life (2)	57 Days
Net Asset Value	0.999816
Total Number of Participants	1028
Management Fee on Invested Balance	0.06%*
Interest Distributed	\$ 44,553,431.86
Management Fee Collected	\$ 496,951.28
% of Portfolio Invested Beyond 1 Year	3.63%
Standard & Poor's Current Rating	AAAm

Rates reflect historical information and are not an indication of future performance.

September Averages

Average Invested Balance	\$ 10,093,864,488.70
Average Monthly Yield, on a simple basis	5.3105%
Average Weighted Maturity (1)	29 Days
Average Weighted Life (2)	56 Days

Definition of Weighted Average Maturity (1) & (2)

(1) This weighted average maturity calculation uses the SEC Rule 2a-7 definition for stated maturity for any floating rate instrument held in the portfolio to determine the weighted average maturity for the pool. This Rule specifies that a variable rate instruction to be paid in 397 calendar days or less shall be deemed to have a maturity equal to the period remaining until the next readjustment of the interest rate.
 (2) This weighted average maturity calculation uses the final maturity of any floating rate instruments held in the portfolio to calculate the weighted average maturity for the pool.

The maximum management fee authorized for the TexSTAR Cash Reserve Fund is 12 basis points. This fee may be waived in full or in part in the discretion of the TexSTAR co-administrators at any time as provided for in the TexSTAR Information Statement.

NEW PARTICIPANTS

We would like to welcome the following entities who joined the TexSTAR program in September:

- * City of Blue Mound * Galveston County Municipal Utility District No. 79 * Jacksboro Independent School District
- * Montgomery County Municipal Utility District No. 211 * Pantego Economic Development Corporation

HOLIDAY REMINDER

In observance of **Columbus Day, TexSTAR will be closed on Monday, October 9, 2023.** All ACH transactions initiated on Friday, October 6th will settle on Tuesday, October 10th. Standard transaction deadlines will be observed on Friday, October 6th. Please plan accordingly for your liquidity needs.

ECONOMIC COMMENTARY

Market review

In the third quarter, easing inflation and stronger economic growth helped fuel optimism for a soft landing of the U.S. economy. However, monthly data suggest economic momentum is slowing, and we may not be out of the woods just yet. The quarter was less exciting for financial markets, which struggled as investors re-positioned for higher rates for longer. In fact, one of the few asset classes that saw positive gains short term fixed income portfolios and funds.

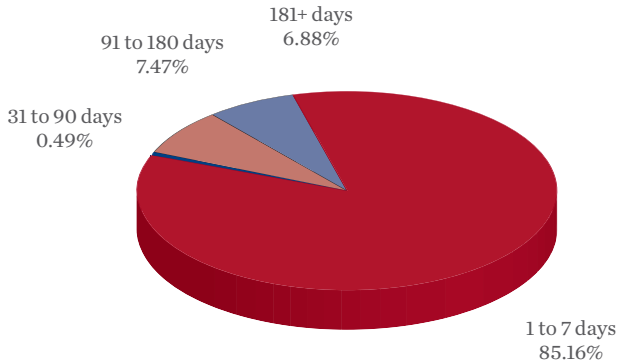
After nearly two years of hot inflation, a sustained inflation downtrend is now underway. The August CPI report showed continued progress on core inflation while energy contributed to a bounce in headline inflation. Headline CPI rose 0.6% month-over-month (m/m) seasonally adjusted and 3.7% year-over-year (y/y) non-seasonally adjusted, an acceleration compared to last month. This increase was largely anticipated and primarily driven by a 5.6% surge in energy prices, as consumer prices rose a more modest 0.3% excluding energy. Core CPI rose 0.3% m/m and eased to 4.3% on a y/y basis. In the details, shelter inflation continued to moderate while transportation services saw strong gains. However, moderating new and used vehicle prices in the months ahead should help ease core inflationary pressures. Similarly, headline PCE inflation accelerated to 3.5% y/y while core PCE eased to 3.9%. Moving forward, we expect that the impact of oil price spikes will be limited.

Labor market strength is gradually easing. The pace of job gains, while still robust, has been trending lower since last year. Improved labor force participation has so far supported job growth, with the participation rate for adults aged 25-54 having fully recovered to pre-pandemic levels. Wage inflation remains sticky but has been moderating. Wage growth has now come down to 4.3% y/y in August from a peak of 5.9% in March 2022. Weekly initial jobless claims for unemployment averaged 232K in the third quarter.

(continued page 4)

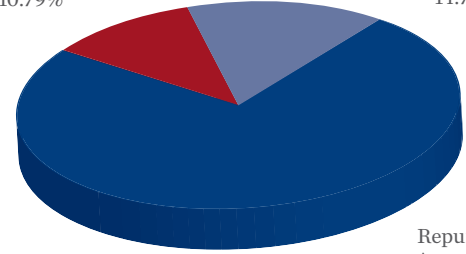
INFORMATION AT A GLANCE

PORTFOLIO BY TYPE OF INVESTMENT AS OF SEPTEMBER 30, 2023



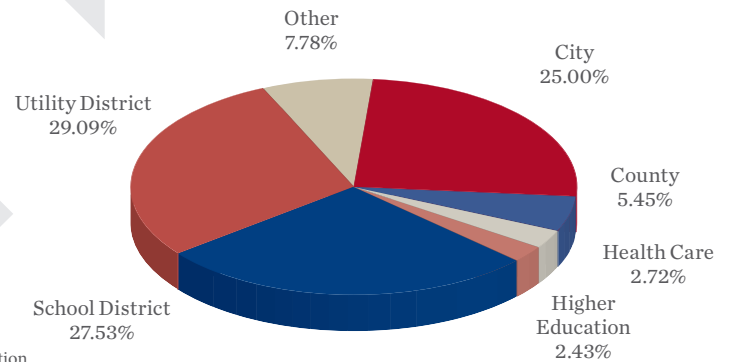
Treasuries
10.79%

Agencies
14.77%



Repurchase
Agreements
74.44%

PORTFOLIO BY MATURITY AS OF SEPTEMBER 30, 2023 (1)



DISTRIBUTION OF PARTICIPANTS BY TYPE AS OF SEPTEMBER 30, 2023

(1) Portfolio by Maturity is calculated using WAM (1) definition for stated maturity. See page 1 for definition

HISTORICAL PROGRAM INFORMATION

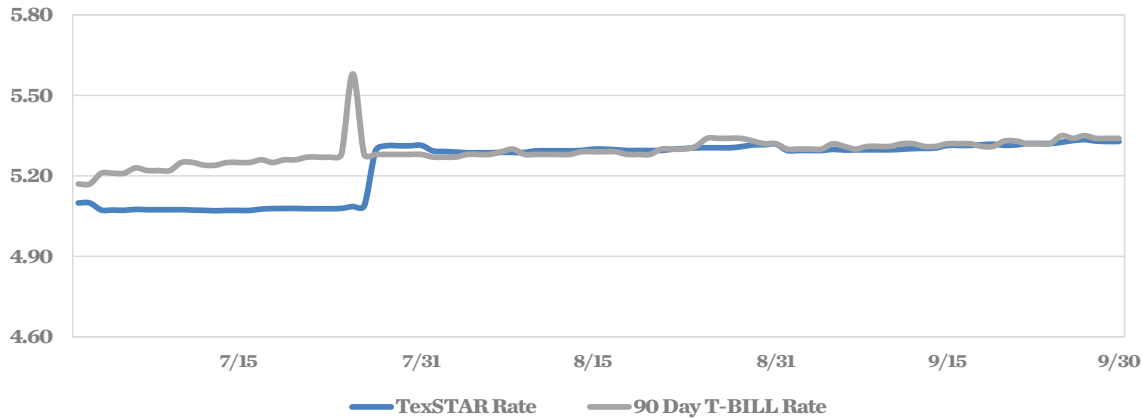
MONTH	AVERAGE RATE	BOOK VALUE	MARKET VALUE	NET ASSET VALUE	WAM (1)	WAL (2)	NUMBER OF PARTICIPANTS
Sep 23	5.3105 %	\$9,992,445,950.80	\$9,990,730,955.61	0.999816	29	56	1028
Aug 23	5.2974%	10,207,693,267.12	10,205,377,223.94	0.999773	26	49	1023
Jul 23	5.1148%	10,852,471,505.08	10,849,665,890.42	0.999741	22	47	1021
Jun 23	5.0764%	10,475,876,514.08	10,473,945,855.73	0.999806	22	50	1020
May 23	5.0471%	10,704,350,596.85	10,702,720,616.60	0.999847	20	45	1019
Apr 23	4.8292%	10,940,711,794.05	10,941,057,413.24	1.000031	17	42	1017
Mar 23	4.6066%	11,042,113,205.98	11,042,864,910.32	1.000029	11	39	1012
Feb 23	4.4919%	10,962,890,240.57	10,961,778,645.78	0.999898	9	38	1008
Jan 23	4.2515%	10,451,037,339.95	10,450,044,625.54	0.999905	6	41	1003
Dec 22	3.9681%	9,016,826,910.67	9,015,709,981.89	0.999855	5	43	999
Nov 22	3.5588%	8,393,118,851.17	8,390,786,906.73	0.999722	6	47	998
Oct 22	2.8531%	8,388,414,626.87	8,384,901,873.82	0.999581	10	46	996

PORTFOLIO ASSET SUMMARY AS OF SEPTEMBER 30, 2023

	BOOK VALUE	MARKET VALUE
Uninvested Balance	\$ 688.21	\$ 688.21
Accrual of Interest Income	22,688,328.56	22,688,328.56
Interest and Management Fees Payable	(44,540,141.00)	(44,540,141.00)
Payable for Investment Purchased	0.00	0.00
Repurchase Agreement	7,454,316,999.79	7,454,316,999.79
Government Securities	2,559,980,075.24	2,558,265,080.05
TOTAL	\$ 9,992,445,950.80	\$ 9,990,730,955.61

Market value of collateral supporting the Repurchase Agreements is at least 102% of the Book Value. The portfolio is managed by J.P. Morgan Chase & Co. and the assets are safekept in a separate custodial account at the Federal Reserve Bank in the name of TexSTAR. The only source of payment to the Participants are the assets of TexSTAR. There is no secondary source of payment for the pool such as insurance or guarantee. Should you require a copy of the portfolio, please contact TexSTAR Participant Services.

TEXSTAR VERSUS 90-DAY TREASURY BILL



This material is for information purposes only. This information does not represent an offer to buy or sell a security. The above rate information is obtained from sources that are believed to be reliable; however, its accuracy or completeness may be subject to change. The TexSTAR management fee may be waived in full or in part at the discretion of the TexSTAR co-administrators and the TexSTAR rate for the period shown reflects waiver of fees. This table represents historical investment performance/return to the customer, net of fees, and is not an indication of future performance. An investment in the security is not insured or guaranteed by the Federal Deposit Insurance Corporation or any other government agency. Although the issuer seeks to preserve the value of an investment of \$1.00 per share, it is possible to lose money by investing in the security. Information about these and other program details are in the fund's Information Statement which should be read carefully before investing. The yield on the 90-Day Treasury Bill ("T-Bill Yield") is shown for comparative purposes only. When comparing the investment returns of the TexSTAR pool to the T-Bill Yield, you should know that the TexSTAR pool consists of allocations of specific diversified securities as detailed in the respective Information Statements. The T-Bill Yield is taken from Bloomberg Finance L.P. and represents the daily closing yield on the then current 90-Day T-Bill. The TexSTAR yield is calculated in accordance with regulations governing the registration of open-end management investment companies under the Investment Company Act of 1940 as promulgated from time to time by the federal Securities and Exchange Commission.

DAILY SUMMARY FOR SEPTEMBER 2023

DATE	MNY MKT FUND EQUIV. [SEC Std.]	DAILY ALLOCATION FACTOR	INVESTED BALANCE	MARKET VALUE PER SHARE	WAM DAYS (1)	WAL DAYS (2)
9/1/2023	5.2947%	0.000145060	\$10,150,289,718.88	0.999804	27	50
9/2/2023	5.2947%	0.000145060	\$10,150,289,718.88	0.999804	27	50
9/3/2023	5.2947%	0.000145060	\$10,150,289,718.88	0.999804	27	50
9/4/2023	5.2947%	0.000145060	\$10,150,289,718.88	0.999804	27	50
9/5/2023	5.2989%	0.000145174	\$10,187,547,284.60	0.999777	27	53
9/6/2023	5.2962%	0.000145100	\$10,163,186,946.99	0.999779	27	53
9/7/2023	5.2968%	0.000145119	\$10,122,935,905.70	0.999773	27	53
9/8/2023	5.2971%	0.000145126	\$10,155,877,098.53	0.999786	27	52
9/9/2023	5.2971%	0.000145126	\$10,155,877,098.53	0.999786	27	52
9/10/2023	5.2971%	0.000145126	\$10,155,877,098.53	0.999786	27	52
9/11/2023	5.2992%	0.000145183	\$10,200,180,265.84	0.999778	28	53
9/12/2023	5.3018%	0.000145256	\$10,278,685,601.56	0.999790	28	56
9/13/2023	5.3025%	0.000145275	\$10,337,867,157.92	0.999810	28	56
9/14/2023	5.3041%	0.000145317	\$10,211,821,190.92	0.999808	28	56
9/15/2023	5.3135%	0.000145575	\$10,166,408,096.27	0.999811	29	57
9/16/2023	5.3135%	0.000145575	\$10,166,408,096.27	0.999811	29	57
9/17/2023	5.3135%	0.000145575	\$10,166,408,096.27	0.999811	29	57
9/18/2023	5.3163%	0.000145652	\$10,069,542,232.34	0.999801	30	58
9/19/2023	5.3181%	0.000145702	\$10,087,639,347.86	0.999807	31	59
9/20/2023	5.3140%	0.000145589	\$10,063,497,654.15	0.999803	31	59
9/21/2023	5.3153%	0.000145624	\$9,929,491,072.90	0.999799	32	60
9/22/2023	5.3207%	0.000145772	\$9,853,526,609.39	0.999801	32	60
9/23/2023	5.3207%	0.000145772	\$9,853,526,609.39	0.999801	32	60
9/24/2023	5.3207%	0.000145772	\$9,853,526,609.39	0.999801	32	60
9/25/2023	5.3251%	0.000145893	\$9,952,707,704.94	0.999797	31	59
9/26/2023	5.3318%	0.000146077	\$10,063,656,735.35	0.999792	31	58
9/27/2023	5.3349%	0.000146163	\$10,087,419,330.05	0.999788	30	57
9/28/2023	5.3299%	0.000146024	\$9,946,270,040.13	0.999792	31	58
9/29/2023	5.3282%	0.000145978	\$9,992,445,950.80	0.999816	30	57
9/30/2023	5.3282%	0.000145978	\$9,992,445,950.80	0.999816	30	57
Average	5.3105%	0.000145492	\$10,093,864,488.70		29	56



ECONOMIC COMMENTARY (cont.)

While this is above its average of 214K in 2022, the levels are still indicative of a healthy labor market and have been trending lower more recently. The Job Openings and Labor Turnover Survey (JOLTS) data for August surprised to the upside as job openings surged 7.7% to 9.6 million, up from 8.8 million in the month prior, while quits rose a modest 0.5%. The ratio of vacancies to unemployed workers remained unchanged from July at 1.5. Job openings have been volatile around a declining trend, but the data remain well above pre-pandemic norms.

Given the strength in the labor market is not surprising that the consumer has been the primary driver of the economy so far, but consumer confidence has begun to falter. The Conference Board Consumer Confidence Index fell for the second straight month, from 106.1 in August to 103 in September, reflecting a decline in consumers' assessment of future business conditions. Personal spending in August showed a deceleration relative to July, at a 0.4% m/m change, down from 0.8%. The GDP revisions had limited impact on the headline growth profile, as second quarter GDP was unchanged at a 2.1% annualized rate. In the details of the revision, the composition shifted from consumption to business investment: consumption grew a modest 0.8% annualized rate while business fixed investment spending grew 5.2%, its best pace since IQ22. Comprehensive GDP revisions painted a picture of private sector resilience and improved household savings with softer consumption growth than previously reported.

In a widely anticipated move, the Federal Open Market Committee (FOMC) voted to leave the federal funds rate unchanged at a range of 5.25% to 5.50% at its September meeting and reiterated its commitment to a data-driven approach. The updated "dot plot" remained hawkish, with the median FOMC member now expecting only two cuts in 2024, reinforcing the "higher for longer" message. Notably, its updated economic forecasts leaned strongly into the soft-landing narrative. In the Summary of Economic Projections, real GDP growth expectations rose meaningfully for 2023 and 2024. Elsewhere, the median forecast for the unemployment rate fell to 3.8% while the core PCE forecast ticked lower.

September was a challenging month for markets and for Congress. As the month ended, in a surprise turnaround just 3 hours before the deadline, Congress averted a government shutdown, passing a short-term continuing resolution to keep the government running through November 17th. Improved prospects for growth and incoming supply, against the backdrop of 'higher for longer' policy rates pushed longer term yields to their highest levels since 2007, with two-year and 10-year Treasury yields up 18 bps and 47 bps on the month to 5.05% and 4.57% respectively. Meanwhile three-month Treasury bill yields remained unchanged at 5.45%, and six-month T-bill yields increased a modest 4 bps to 5.55%. Moreover, the potential government shutdown (which was averted in the 11th hour), United Auto Workers (UAW) labor strikes and higher oil prices have weighed on investor sentiment.

Outlook

"Resiliency" has been the buzzword of 2023, with better-than-expected economic growth and corporate profits coupled with milder drags from credit tightening and business spending contraction raising hopes for a soft landing. Economic data has underscored the strength of U.S. consumers and labor markets, aided by falling inflation.

Nevertheless, the clouds of recession have not departed, as growing drags from higher energy prices, declining pandemic excess savings and the lagged effects of monetary policy suggest it is far too soon to call an "all clear" on a U.S. recession.

Business spending has held up more strongly than expected due to higher spending on manufacturing and slowing corporate profits could still constrain growth in capital expenditures. Consumers have remained resilient in the third quarter, supported by solid job growth and rising real wages. So far in 2023, excess consumer savings and the use of credit have kept consumption as a pillar of strength in the U.S. economy.

However, consumer savings balances have shrunk as they take on more debt to maintain current spending, and delinquencies are starting to rise. By our measures, pandemic excess savings has declined to \$1.1 trillion from its peak of \$2.3 trillion, leading consumers to draw on revolving credit to finance their spending habits.

(continued page 5)



ECONOMIC COMMENTARY (cont.)

Revolving credit as a share of disposable income doesn't look too worrying yet (at 6.3% in June compared to 6.5% pre-pandemic), but delinquencies for credit cards and auto loans are starting to rise. This, along with the lagged impacts of monetary tightening, higher energy prices, and the forthcoming resumption of student loan payments, should weigh on consumer spending in the coming months.

Other risks to growth are accumulating as we enter the fall. While a U.S. government shutdown was averted, Congress merely kicked the can down the road until November. The odds of a government shutdown later this year have arguably risen but would probably be temporary if it happens (a few weeks at most) until political and market pressures force everyone to keep the government open. Historically, the economic impact has tended to be short-lived and reversed the following period. Additionally, the United Auto Workers (UAW) strike continues to escalate, as progress between the UAW and automakers has not improved yet. Should it build further, the strike could negatively impact economic activity and pressure inflation upward.

Overall, the U.S. economy should continue to grow at a moderate but slowing pace from here, and while a near-term recession is not guaranteed, a slower-moving economy will be increasingly sensitive to shocks. With risks remaining on the horizon, we see at least a 50/50 chance of a recession starting by the end of 2024, and a greater chance of a recession in 2025 if one fails to materialize earlier.

This information is an excerpt from an economic report dated September 2023 provided to TexSTAR by JP Morgan Asset Management, Inc., the investment manager of the TexSTAR pool.

TEXSTAR BOARD MEMBERS

Monte Mercer	North Central TX Council of Government	Governing Board President
David Pate	Richardson ISD	Governing Board Vice President
Anita Cothran	City of Frisco	Governing Board Treasurer
David Medanich	Hilltop Securities	Governing Board Secretary
Jennifer Novak	J.P. Morgan Asset Management	Governing Board Asst. Sec./Treas
Brett Starr	City of Irving	Advisory Board
Sandra Newby	Tarrant Regional Water Dist/Non-Participant	Advisory Board
Ron Whitehead	Qualified Non-Participant	Advisory Board

The material provided to TexSTAR from J.P. Morgan Asset Management, Inc., the investment manager of the TexSTAR pool, is for informational and educational purposes only, as of the date of writing and may change at any time based on market or other conditions and may not come to pass. While we believe the information presented is reliable, we cannot guarantee its accuracy. HilltopSecurities is a wholly owned subsidiary of Hilltop Holdings, Inc. (NYSE: HTH) located at 717 N. Hardwood Street, Suite 3400, Dallas, TX 75201, (214) 859-1800. Member NYSE/FINRA/SIPC. Past performance is no guarantee of future results. Investment Management Services are offered through J.P. Morgan Asset Management Inc. and/or its affiliates. Marketing and Enrollment duties are offered through HilltopSecurities and/or its affiliates. HilltopSecurities and J.P. Morgan Asset Management Inc. are separate entities.



**GENERAL MEETING OF THE BOARD OF DIRECTORS
OF THE
CENTRAL TEXAS REGIONAL MOBILITY AUTHORITY**

RESOLUTION NO. 23-042

**AMENDING THE MOBILITY AUTHORITY POLICY CODE § 301.002(c) TO MODIFY
THE MINIMUM RATES FOR THE MOPAC EXPRESS LANES AND ADDING §
301.0075 TO THE MOBILITY POLICY CODE REGARDING PREPAID LICENSE
PLATE BILLING**

WHEREAS, by Resolution No. 12-016 dated February 29, 2012, the Central Texas Regional Mobility Authority (“Mobility Authority”) Board of Directors (“Board”) adopted the Mobility Authority Policy Code (“Policy Code”); and

WHEREAS, subsequent to its initial adoption, the Board has amended the Policy Code from time to time in order to modify existing policies and incorporate new policies beneficial to the operation of the Mobility Authority; and


WHEREAS, the Executive Director recommends amending Mobility Authority Policy Code § 301.002(c), a copy of which is attached hereto as Exhibit A, to modify the minimum toll rates for the Mopac Express Lanes to adjust annually by \$0.07 per segment for calendar 2024, \$0.08 per segment for calendar 2025, and \$0.08 for calendar 2026 until the minimum toll rate is \$0.73 to coincide with the expected minimum toll rate for the 183 North managed lanes at the time it opens for tolling; and

WHEREAS, the Executive Director also recommends amending the Mobility Authority Policy Code by adding a new § 301.0075, a copy of which is attached hereto as Exhibit B, to collect payment from prepaid accounts for vehicles without transponders utilizing prepaid license plate account billing as a payment option for customers.

NOW THEREFORE, BE IT RESOLVED, that the Board hereby accepts and approves the amendments to Mobility Authority Policy Code § 301.002(c), regarding the modification of the minimum toll rates for the Mopac Express Lanes and the addition of new Mobility Authority Policy Code § 301.0075 regarding Prepaid License Plate Billing, which are attached hereto as Exhibit A and Exhibit B, respectively


Adopted by the Board of Directors of the Central Texas Regional Mobility Authority on the 25th day of October 2023.

Submitted and reviewed by:



James M. Bass
Executive Director

Approved:



Robert W. Jenkins, Jr.
Chairman, Board of Directors



CENTRAL TEXAS REGIONAL
MOBILITY AUTHORITY

October 25, 2023
AGENDA ITEM #6

Discuss and consider amending the
Mobility Authority Policy Code §
301.002(c) to modify the minimum
toll rates for the Mopac Express Lanes
and adding a new Mobility Authority
Policy Code § 301.0075 regarding
Prepaid License Plate Billing

Strategic Plan Relevance:	Stewardship
Department:	Finance
Contact:	José Hernández, Chief Financial Officer
Associated Costs:	N/A
Funding Source:	N/A
Action Requested:	Consider and act on draft resolution

Background – MoPac Managed Lanes - Section 301.002(a) of the Policy Code states that “the authority shall establish toll rates for each tolled facility operated by the authority. For the proposed action on the MoPac managed lanes, the Policy Code has stipulated five cent annual increases to the minimum toll rate annually for each segment to reach the current minimum rate of \$0.50 per segment. Currently Section 3001.003 of the Policy Code specifies the MoPac minimum rates to increase annually each January 1st, formulaically by the unadjusted index of Consumer Prices for All Urban Consumers (CPI_U) as recorded in October of the prior year. In order for the minimum toll rates on the MoPac managed lanes to be consistent with those of the 183N upon opening, it is recommended that the MoPac minimum rates be increased incrementally annually to reach \$0.73 per segment by January 1, 2026. The proposed annual incremental increases are seven cents for calendar 2024, followed by eight cents in each of calendar 2025 and 2026.

Prepaid License Plate Billing - In addition to transponder billing offered by the Mobility Authority as a prepaid account payment option, staff is proposing an additional billing and payment option for vehicles with a prepaid account using Authority toll roads without a transponder attached to the vehicle (typically on the windshield). In order to collect from prepaid accounts for vehicles without transponders, the Authority relies

upon the review of license plate images from those vehicles to match them with the appropriate prepaid accounts. This image review process incurs additional operational costs for the Authority. Images may be reviewed electronically or manually and also results in additional costs for the data platform billing processes. Therefore, staff is recommending the addition of a Prepaid License Plate Billing account rate tier to the Policy Code which would add 10 percent to the applicable transponder billing rate for vehicles with prepaid accounts that do not have a transponder attached to the vehicle.

Previous Actions - MoPac Managed Lanes - The minimum toll rates per segment for the CTRMA MoPac Managed Lanes have increased over the past six years as shown below.

Year	2018	2019	2020	2021	2022	2023
Minimum toll rate per segment	\$0.25	\$0.25	\$0.30	\$0.35	\$0.45	\$0.50
Increase/segment		\$0.00	\$0.05	\$0.05	\$0.10	\$0.05

Future Minimum Toll Rate Increases for MoPac Express Lanes - The proposed action would amend Section 301.002(c) of the Policy Code to provide that the minimum toll rate per segment for the MoPac Express Lanes will be adjusted annually each January 1st by \$0.07 per segment for calendar 2024, \$0.08 per segment for calendar 2025, and \$0.08 per segment for calendar 2026 until the minimum toll rate is \$0.73. Thereafter, the minimum toll rate per segment would follow the CPI_U annual adjustment outlined in Section 301.003 of the Policy Code..

Addition of Prepaid License Plate Billing to the Policy Code - The proposed action would add a new section to the Policy Code, Section 301.0075 Prepaid License Plate Billing, as a new rate tier for prepaid accounts for vehicles using Authority toll roads that do not have a transponder attached to them and instead utilize license plate image review for billing and payment. The new rate tier would be 10 percent higher than the applicable electronic transponder rate and is intended to offset the additional cost associated with processing transactions for payment for vehicles that do not present a tag when using Mobility Authority toll roads.

Staff Recommendation - Staff recommends adopting seven cent increase to MoPac Express Lanes gantries, bringing the minimum toll rate per segment to \$0.57 for calendar 2024, followed by two consecutive eight cent increases annually in the subsequent two calendar years to be effective for calendar 2025 and 2026, respectively. Staff also recommends the adoption of a Prepaid License Plate account toll rate tier, which adds 10

percent to applicable transponder toll rates on prepaid electronic tag accounts for vehicles that do not present a transponder when driving on CTRMA toll roads.

Backup Provided: Toll Rate Schedule

Stantec memo on Prepaid License Plate Billing rate tier

**GENERAL MEETING OF THE BOARD OF DIRECTORS
OF THE
CENTRAL TEXAS REGIONAL MOBILITY AUTHORITY**

RESOLUTION NO. 23-0XX

**AMENDING THE MOBILITY AUTHORITY POLICY CODE § 301.002(c) TO MODIFY
THE MINIMUM RATES FOR THE MOPAC EXPRESS LANES AND ADDING §
301.0075 TO THE MOBILITY POLICY CODE REGARDING PREPAID LICENSE
PLATE BILLING**

WHEREAS, by Resolution No. 12-016 dated February 29, 2012, the Central Texas Regional Mobility Authority (“Mobility Authority”) Board of Directors (“Board”) adopted the Mobility Authority Policy Code (“Policy Code”); and

WHEREAS, subsequent to its initial adoption, the Board has amended the Policy Code from time to time in order to modify existing policies and incorporate new policies beneficial to the operation of the Mobility Authority; and

WHEREAS, the Executive Director recommends amending Mobility Authority Policy Code § 301.002(c), a copy of which is attached hereto as Exhibit A, to modify the minimum toll rates for the Mopac Express Lanes to adjust annually by \$0.07 per segment for calendar 2024, \$0.08 per segment for calendar 2025, and \$0.08 for calendar 2026 until the minimum toll rate is \$0.73 to coincide with the expected minimum toll rate for the 183 North managed lanes at the time it opens for tolling; and

WHEREAS, the Executive Director also recommends amending the Mobility Authority Policy Code by adding a new § 301.0075, a copy of which is attached hereto as Exhibit B, to collect payment from prepaid accounts for vehicles without transponders utilizing prepaid license plate account billing as a payment option for customers.

NOW THEREFORE, BE IT RESOLVED, that the Board hereby accepts and approves the amendments to Mobility Authority Policy Code § 301.002(c), regarding the modification of the minimum toll rates for the Mopac Express Lanes and the addition of new Mobility Authority Policy Code § 301.0075 regarding Prepaid License Plate Billing, which are attached hereto as Exhibit A and Exhibit B, respectively

Adopted by the Board of Directors of the Central Texas Regional Mobility Authority on the 25th day of October 2023.

Submitted and reviewed by:

Approved:

James M. Bass
Executive Director

Robert W. Jenkins, Jr.
Chairman, Board of Directors

Exhibit A

MOBILITY AUTHORITY POLICY CODE

Chapter 3: OPERATIONS

Article 9. TOLL POLICIES

Subchapter A. TOLL RATES

301.001 Priority of Bond Documents

Notwithstanding any conflicting provision in this subchapter or in a prior resolution adopting the Toll Policies, the toll rates and schedules promulgated by the authority shall always be sufficient to meet or exceed all covenants and requirements set forth in all applicable bond documents and obligations of the authority. If any conflict arises between the bond documents and this subchapter or a prior resolution adopting the Toll Policies, the covenants and requirements of the bond documents shall control to the extent of such conflict.

301.002 Toll Rates

(a) The authority shall establish toll rates for each tolled facility operated by the authority. Each toll established by this section is subject to an adjustment on January 1 of each year under the procedure set forth in Section 301.003 (Annual Toll Rate Escalation). The executive director is authorized and directed to edit a toll established by this section to update and certify any change to a toll made pursuant to Section 301.003.

(b) The toll charge for each tolled facility operated by the authority shall be published on the authority website.

(c) The toll charged for use of the MoPac Express Lanes shall be comprised of both a minimum toll, as well as a variable component that is activated during higher traffic volumes.~~in nature. The minimum toll rate will be \$0.25 per Express Lane segment, in 2016 dollars.~~ The minimum toll rate per segment will be adjusted annually by \$0.075 per segment for calendar 2024, \$0.08 per segment for calendar 2025, and \$0.08 for calendar 2026 until the minimum toll rate is \$0.7350, which will coincide with the expected minimum toll rate for the 183N managed lanes at the time it opens for tolling. Once the MoPac Express Lanes at which point the minimum toll rate reaches \$0.73 per segment it will be adjusted annually in accordance with the methodology for toll rate escalation provided in Section 301.003. There shall be no maximum toll rate. To maximize throughput and maintain free flowing conditions, the toll rate for each MoPac Express Lane segment shall change on a real-time basis based on traffic volumes. When traffic volumes increase, the minimum toll rate shall be increased as much as necessary to prevent the MoPac Express Lane(s) from becoming congested. When traffic volumes decrease, the toll rate shall be reduced to encourage use of the MoPac Express Lane(s). The primary goal of the variable toll rate is to minimize congestion on the MoPac Express Lanes and to encourage more people to ride public transit or join a registered vanpool. Changeable message signs shall be located prior to the entrance of each MoPac Express

MOBILITY AUTHORITY POLICY CODE

Lane segment to notify customers of the current toll rate. A customer shall never pay more than the toll rate information shown on the sign located near the vehicle's entry point, but may be charged less. The Mobility Authority may reduce tolls if it determines that operational issues warrant such an adjustment.

Exhibit B

MOBILITY AUTHORITY POLICY CODE

301.0075 Prepaid License Plate Account Billing

[A The authority offers prepaid license plate account billing as a payment option for customers that use its toll facilities with an interoperable transponder account; however, do not present or display a transponder on the vehicle driven through toll road gantries. Instead of a transponder, the vehicle is identified through an image of its license plate and matched to the corresponding interoperable transponder account. Each transponder issuer that is interoperable with the authority's toll facilities has its own user agreement concerning requirements to open and maintain a transponder account. The authority will maintain a list of transponder programs that are interoperable with the authority's website. dd-text here....](#)

301.008 Video Billing

(a) The authority offers video billing as a payment option for customers that use its toll facilities without a transponder account. The authority, through a third-party vendor (the "Contractor"), will use the license plate information of a vehicle that does not have a valid toll transponder but travels on the authority's toll facilities to determine the registered owner of such a vehicle via an interface with Vehicle Title & Registration database or similar institution.

(b) The Contractor will send an invoice to the registered owner of the vehicle and accept payment on behalf of the authority. The Contractor will add a processing fee for each invoice. Payment of each invoice is required by the stated due date.

301.009 Establishment of Administrative Fee for Unpaid Tolls

(a) Section 370.177, Transportation Code, authorizes the assessment and collection of an administrative fee to recover the authority's cost of collecting unpaid tolls. An administrative fee may not exceed \$100.00 per unpaid toll. The authority has determined that such fees may vary depending on how far in the collection process a delinquent account proceeds.

(b) An administrative fee shall be applied at each phase of non-payment in addition to the unpaid toll. An additional administrative fee shall be imposed upon the filing of a criminal complaint for non-payment or upon the determination of habitual violator status.

(c) The administrative fee for each billing phase and enforcement level shall be approved by the authority and published on the authority's website.

(d) The board recognizes that the amount of the administrative fee should be subject to periodic change when collection costs and associated matters are considered. Therefore, the board delegates the authority to revise the administrative fee, or any aspect thereof, to the executive director, in consultation with the director of operations, and the executive director may revise an administrative

MOBILITY AUTHORITY POLICY CODE

fee by written amendment. The executive director shall give notice to the board of any such revision at the next regularly scheduled board meeting after the revision is put into effect.

**GENERAL MEETING OF THE BOARD OF DIRECTORS
OF THE
CENTRAL TEXAS REGIONAL MOBILITY AUTHORITY**

RESOLUTION NO. 23-043

ADOPT THE FIVE-YEAR CAPITAL PLAN

WHEREAS, pursuant to Texas Transportation Code Section 370.261 and CTRMA Policy Code Section 101.013(a), each even numbered year the Central Texas Regional Mobility Authority is required to prepare a Strategic Plan covering its next five fiscal years; and

WHEREAS, by Resolution No. 22-042, dated September 28, 2022, the Board adopted the 2022 Mobility Authority Strategic Plan; and

WHEREAS, one of the goals outlined in the 2022 Mobility Authority Strategic Plan is to develop a system-wide capital improvement plan to provide a view of upcoming system needs, potential future projects and system enhancements, and their associated funding requirements; and

WHEREAS, Mobility Authority staff presented a draft Five Year Capital Plan for the Board's review and comment at the Board Workshop held on September 20, 2023; and


WHEREAS, the Executive Director has incorporated the Board Member's comments into the proposed Five-Year Capital Plan, a copy of which is attached hereto as Exhibit A.

NOW THEREFORE, BE IT RESOLVED that the Board hereby approves and adopts the proposed Five-Year Capital Plan in the form attached hereto as Exhibit A.


Adopted by the Board of Directors of the Central Texas Regional Mobility Authority on the 25th day of October 2023.

Submitted and reviewed by:

Approved:



James M. Bass
Executive Director



Robert W. Jenkins, Jr.
Chairman, Board of Directors

Exhibit A

Five Year Capital Plan

FIVE-YEAR CAPITAL PLAN



CENTRAL TEXAS REGIONAL
MOBILITY AUTHORITY



OCTOBER
2023

Table of Contents

CENTRAL TEXAS ROADWAY SYSTEM MAP	2
INTRODUCTION.....	3
THE CTRMA STRATEGIC PLAN	4
OVERVIEW OF CAPITAL PLANNING PROCESS	5
DESCRIPTION OF CATEGORIES.....	5
FUNDING SOURCES	6
CAPITAL BY DEPARTMENT	7
ADMINISTRATION	12
OPERATIONS	17
INFORMATION TECHNOLOGY	29
ENGINEERING.....	46

CENTRAL TEXAS ROADWAY SYSTEM MAP



INTRODUCTION

The Central Texas Regional Mobility Authority (CTRMA or Mobility Authority) was established by Travis and Williamson Counties in 2002 as the state's first regional mobility authority. The agency operates under Chapter 370, Regional Mobility Authorities, of the Texas Transportation Code, representing the Texas Legislature's vision to allow local communities greater flexibility in meeting their transportation needs. Our mission is to develop, deliver, operate, and maintain safe, high-quality roadways and related transportation solutions.

The Central Texas Regional Mobility Authority Five-Year Capital Plan (CTRMA Capital Plan) is developed to plan for the maintenance, renewal, improvement and/or replacement of capital assets. The CTRMA System (System) facilities are the 183A Turnpike Project (Phases I, II and III); the 290E Project (Phases I, II and III); the 183 South Project; the SH 71 Express Project, the 183 North Mobility Project and the SH 45 Southwest Project. The 183A Turnpike Project (Phases I and II), the 290E Project (Phases I, II and III), the 183 South Project, the SH 71 Express Project and the SH 45 Southwest Project are all currently in operation. Both the 183A Phase III Project and the 183 North Mobility Project are under construction. The CTRMA operates and maintains the MoPac Express Lanes (MoPac) currently in operation. However, MoPac is not part of the System.

The CTRMA Capital Plan includes current year estimated expenditures approved through the annual budget process and estimates for the four subsequent years to be used as a tool for planning purposes only. The subsequent years are re-evaluated, updated and/or extended as part of the annual budget process, subject to the prevailing priorities of the Board and fiscal constraints. As a multi-year planning tool, the CTRMA Capital Plan is comprised of projects continued from previous years, projects being initiated in the current year, and those with the potential to be pursued within the next five years.

The CTRMA Capital Plan is adopted annually by the CTRMA Board of Directors as a planning tool to provide a perspective on prospective capital requirements going forward. Only the projects identified in the first year of the capital plan have been formally approved and funded by the Board action through the annual budget process. The projects in the subsequent four years of the CTRMA Capital Plan and projected expenditures are subject to future deliberation by the Board and do not constitute a commitment by the Mobility Authority to approve or fund such projects.

THE CTRMA STRATEGIC PLAN

The CTRMA Strategic Plan (see graphic below) serves as the guiding document in the operation of the CTRMA, providing a roadmap to help assure alignment with our mission to “implement innovative, multi-modal transportation solutions that reduce congestion and create transportation choices that enhance quality of life and economic vitality.”



OVERVIEW OF CAPITAL PLANNING PROCESS

As represented on the prior page, the Board's strategic values and goals are the guidance for decision making, for both operational and capital needs, to allocate limited resources to accomplish the Authority's objectives. In conjunction with the annual budgeting process, capital planning starts with an internal prioritization of needs by the departments, ranking requests in three categories:

1. Absolutely essential to maintain the integrity of the enterprise,
2. Enhancements that would facilitate operations, processes, and/or driver satisfaction, and
3. Improvements that would yield future benefits if affordable (not a critical need now).

Capital requests are then presented and discussed during annual budget deliberations between the department directors, administration, and finance department. Funding parameters are established, and recommendations formulated within those constraints and in conjunction with the workplans of the departments. Funding for the projects recommended in the first year of the capital plan is allocated in the proposed budget that is presented to the Board for their consideration. The first year recommended projects of the five-year capital plan constitute the capital budget for the upcoming fiscal year.

The five-year capital plan is considered for adoption by the Board typically at the same time as the operating budget. The capital planning process commences in the spring of each year, usually March, when project additions, deletions, reprioritization, and deferral decisions and recommendations are again deliberated upon to start the cycle.

DESCRIPTION OF CATEGORIES

Capital Additions – new projects or equipment not currently a component of the System or MoPac

Renewal and Replacement – projects that will refurbish or replace existing System or MoPac capital components

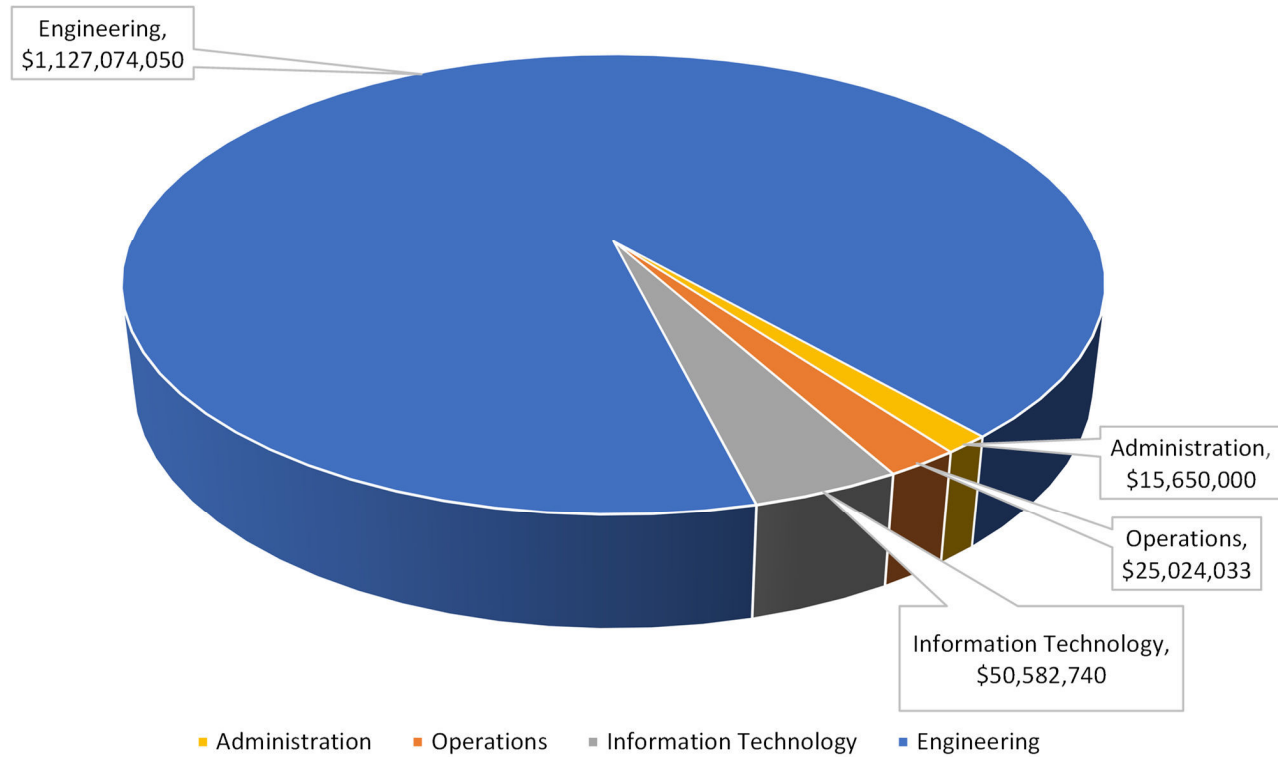
Capital Improvement Projects – major new construction of roadways

FUNDING SOURCES

The primary funding source for projects in the annual capital budget are net revenues remaining after the payment of operating and maintenance expenses, debt service payments, and any reserves required for payment of debt service. Net revenues are deposited monthly into the Authority's General Fund and capital projects are then expensed from the General Fund or the Renewal and Replacement Fund, depending on their classification.

For capital improvement projects, which are typically the major roadway construction projects, funding is typically provided through capital markets financing in the form of long-term municipal bonds and short-term notes. Once the project is complete and the short-term note proceeds have been expended, upon maturity of the notes, long-term financing for some roadways is provided through U.S. Department of Transportation (USDOT) loans via the Transportation Infrastructure Finance and Innovation Act (TIFIA) loan program. Projects in this category may also be financed by the Authority's General Fund.

FIVE-YEAR CAPITAL FORECAST BY DEPARTMENT



**Five-Year Capital Plan
Priority Rank #1**

Administration Department

Project Title	Sum of Total Project Cost	2024	2025	2026	2027	2028
Purchase Property for CTRMA Office	\$ 15,000,000.00	\$ 15,000,000.00	\$ -	\$ -	\$ -	\$ -
Enterprise Resource Planning System	\$ 650,000.00	\$ 650,000.00	\$ -	\$ -	\$ -	\$ -
Grand Total	\$ 15,650,000.00	\$ 15,650,000.00	\$ -	\$ -	\$ -	\$ -

Operations Department

Project Title	Sum of Total Project Cost	2024	2025	2026	2027	2028
Pay-By-Mail Implementation	\$ 2,000,000.00	\$ -	\$ 1,200,000.00	\$ 800,000.00	\$ -	\$ -
Pay-By-Mail Procurement	\$ 1,000,000.00	\$ 300,000.00	\$ 700,000.00	\$ -	\$ -	\$ -
Safety Technology - Automated Incident Detection Cameras	\$ 4,776,866.49	\$ 4,776,900.00	\$ -	\$ -	\$ -	\$ -
Toll Violation Mitigation - Automated License Plate Reader (ALPR) Technology	\$ 3,238,188.24	\$ 3,238,200.00	\$ -	\$ -	\$ -	\$ -
Grand Total	\$ 11,015,054.73	\$ 8,315,100.00	\$ 1,900,000.00	\$ 800,000.00	\$ -	\$ -

Information Technology Department

Project Title	Sum of Total Project Cost	2024	2025	2026	2027	2028
Toll System Replacement	\$ 46,072,032.76	\$ 27,533,200.00	\$ 7,104,975.15	\$ 1,433,857.61	\$ -	\$ 10,000,000.00
Kapsch Central Host Upgrades	\$ 1,000,000.00	\$ 1,000,000.00	\$ -	\$ -	\$ -	\$ -
DPS Enh-Release 5	\$ 1,154,000.00	\$ 1,154,000.00	\$ -	\$ -	\$ -	\$ -
Grand Total	\$ 48,226,032.76	\$ 29,687,200.00	\$ 7,104,975.15	\$ 1,433,857.61	\$ -	\$ 10,000,000.00

Engineering Department

Project Title	Sum of Total Project Cost	2024	2025	2026	2027	2028
183A Added Capacity (Design)	\$ 27,000,000.00	\$ 8,714,000.00	\$ 8,714,000.00	\$ 8,714,000.00	\$ 858,000.00	\$ -
183A Phase II Small Sign Replacement	\$ 1,518,000.00	\$ 637,184.57	\$ -	\$ -	\$ -	\$ -
290E Maintenance Yard Expansion	\$ 85,000.00	\$ 85,000.00	\$ -	\$ -	\$ -	\$ -
290E Maintenance Yard Pond Expansion	\$ 35,000.00	\$ 35,000.00	\$ -	\$ -	\$ -	\$ -
290E PH IV (Design - Full Build - Schematic/Environmental)	\$ 50,000,000.00	\$ -	\$ 16,600,000.00	\$ 16,600,000.00	\$ 16,800,000.00	\$ -
Barton Skyway Development + Construction	\$ 10,107,058.93	\$ 5,300,000.00	\$ -	\$ -	\$ -	\$ -
CTB Delineator - 100' Spacing, 290@183, 290@130, 183@71, 71@130, 45SW@MoPac	\$ 62,700.00	\$ 62,700.00	\$ -	\$ -	\$ -	\$ -
CTB Delineator - 100' Spacing, 45SW	\$ 15,200.00	\$ 15,200.00	\$ -	\$ -	\$ -	\$ -
CTB Delineator - 100' Spacing, MoPac EL, North of FM 2222	\$ 37,150.00	\$ 37,150.00	\$ -	\$ -	\$ -	\$ -
CTB Delineator - 100' Spacing, MoPac EL, South of FM 2222	\$ 32,350.00	\$ 32,350.00	\$ -	\$ -	\$ -	\$ -
Maintenance Yard Improvement Support + Add'tl Site Investigations	\$ 800,000.00	\$ 800,000.00	\$ -	\$ -	\$ -	\$ -
MBGF Improvements - Project #2	\$ 3,000,000.00	\$ 3,000,000.00	\$ -	\$ -	\$ -	\$ -
MoPac PFC - Flexible Pavement w/Delineator Replacement	\$ 11,390,000.00	\$ -	\$ -	\$ 11,390,000.00	\$ -	\$ -
MoPac PFC Fog Seal and Surface Repair	\$ 1,800,000.00	\$ 1,800,000.00	\$ -	\$ -	\$ -	\$ -
Snow Equipment	\$ 35,000.00	\$ 35,000.00	\$ -	\$ -	\$ -	\$ -
Wall Monitoring - System Wide	\$ 300,000.00	\$ 300,000.00	\$ -	\$ -	\$ -	\$ -
Grand Total	\$ 106,217,458.93	\$ 20,853,584.57	\$ 25,314,000.00	\$ 36,704,000.00	\$ 17,658,000.00	\$ -

	Sum of Total Project Cost	2024	2025	2026	2027	2028
Total All Departments - Rank #1	\$ 181,108,546.42	\$ 74,505,884.57	\$ 34,318,975.15	\$ 38,937,857.61	\$ 17,658,000.00	\$ 10,000,000.00

Five-Year Capital Plan Priority Rank #2

Administration Department

Row Labels	Sum of Total Project Cost	2024	2025	2026	2027	2028
Grand Total						

Operations Department

Project Title	Sum of Total Project Cost	2024	2025	2026	2027	2028
Roadway Traveler Communications - 183A Phase I & II Dynamic Message Signs	\$ 1,871,087.10	\$ -	\$ 1,871,087.10	\$ -	\$ -	\$ -
Roadway Traveler Communications - MoPac Single Line DMS (6 Locations)	\$ 1,660,777.65	\$ -	\$ 1,660,777.65	\$ -	\$ -	\$ -
Safety Technology - Lane Violation Detection	\$ 1,588,124.06	\$ -	\$ 1,588,124.06	\$ -	\$ -	\$ -
TIM Center Expansion and Technology	\$ 6,760,000.00	\$ 6,760,000.00	\$ -	\$ -	\$ -	\$ -
Grand Total	\$ 11,879,988.81	\$ 6,760,000.00	\$ 5,119,988.81	\$ -	\$ -	\$ -

Information Technology Department

Project Title	Sum of Total Project Cost	2024	2025	2026	2027	2028
Kapsch Mopac Upgrades	\$ 300,000.00	\$ -	\$ 300,000.00	\$ -	\$ -	\$ -
Grand Total	\$ 300,000.00	\$ -	\$ 300,000.00	\$ -	\$ -	\$ -

Engineering Department

Project Title	Sum of Total Project Cost	2024	2025	2026	2027	2028
183A Added Capacity (Construction)	\$ 142,000,000.00	\$ -	\$ -	\$ -	\$ 47,249,800.00	\$ 62,999,733.33
290E Added Capacity	\$ 94,000,000.00	\$ -	\$ -	\$ 8,367,450.00	\$ 8,367,450.00	\$ 25,811,500.00
290E Large & Small Sign Replacement	\$ 3,850,000.00	\$ -	\$ 3,850,000.00	\$ -	\$ -	\$ -
Maintenance Vehicle (1)	\$ 65,000.00	\$ -	\$ 65,000.00	\$ -	\$ -	\$ -
Maintenance Yard Site Acquisition (ROW Purchase)	\$ 4,400,000.00	\$ -	\$ 4,400,000.00	\$ -	\$ -	\$ -
Slab Stabilization for 183N	\$ 300,000.00	\$ -	\$ -	\$ 150,000.00	\$ 150,000.00	\$ -
Slab Stabilization for 183S	\$ 102,532.00	\$ -	\$ 102,532.00	\$ -	\$ -	\$ -
Slab Stabilization for 290E	\$ 1,000,000.00	\$ -	\$ 500,000.00	\$ 250,000.00	\$ 250,000.00	\$ -
MoPac South (D/B Construction)	\$ 1,000,000,000.00	\$ -	\$ -	\$ 195,200,000.00	\$ 195,200,000.00	\$ 195,200,000.00
290E PH IV (Construction - Full Build)	\$ 1,500,000,000.00	\$ -	\$ -	\$ -	\$ -	\$ 250,000,000.00
Grand Total	\$ 2,745,717,532.00	\$ -	\$ 8,917,532.00	\$ 203,967,450.00	\$ 251,217,250.00	\$ 534,011,233.33

Sum of Total Project Cost	2024	2025	2026	2027	2028	
Total All Departments - Rank #2	\$ 2,757,897,520.81	\$ 6,760,000.00	\$ 14,337,520.81	\$ 203,967,450.00	\$ 251,217,250.00	\$ 534,011,233.33

Five-Year Capital Plan Priority Rank #3

Administration Department

Row Labels	Sum of Total Project Cost	2024	2025	2026	2027	2028
Grand Total						

Operations Department

Project Title	Sum of Total Project Cost	2024	2025	2026	2027	2028
Safety Technology - Wrong Way Driving MIP (6 Locations)	\$ 2,128,944.52	\$ -	\$ 2,128,944.52	\$ -	\$ -	\$ -
Grand Total	\$ 2,128,944.52	\$ -	\$ 2,128,944.52	\$ -	\$ -	\$ -

Information Technology Department

Project Title	Sum of Total Project Cost	2024	2025	2026	2027	2028
Roadway Traveler Communications - roadside units 183N	\$ 439,843.55	\$ -	\$ -	\$ 439,843.55	\$ -	\$ -
Roadway Traveler Communications - roadside units 183S	\$ 733,444.18	\$ -	\$ 733,444.18	\$ -	\$ -	\$ -
Roadway Traveler Communications - roadside units 290E	\$ 627,732.01	\$ -	\$ 627,732.01	\$ -	\$ -	\$ -
Roadway Traveler Communications - roadside units 71E	\$ 20,049.90	\$ -	\$ 20,049.90	\$ -	\$ -	\$ -
Roadway Traveler Communications - Roadside Units MIP	\$ 235,638.00	\$ -	\$ 235,638.00	\$ -	\$ -	\$ -
Grand Total	\$ 2,056,707.64	\$ -	\$ 1,616,864.09	\$ 439,843.55	\$ -	\$ -

Engineering Department

Project Title	Sum of Total Project Cost	2024	2025	2026	2027	2028
Bliss Spillar Drainage	\$ 840,000.00	\$ -	\$ 840,000.00	\$ -	\$ -	\$ -
Escarpment Turnaround	\$ 1,120,000.00	\$ -	\$ 1,120,000.00	\$ -	\$ -	\$ -
SB Windsor Exit Ramp	\$ 440,000.00	\$ -	\$ -	\$ -	\$ 440,000.00	\$ -
SH 71 TOM- Flexible Pavement	\$ 2,900,000.00	\$ -	\$ -	\$ 2,900,000.00	\$ -	\$ -
System-wide ITS SUE Investigations	\$ 2,760,000.00	\$ -	\$ 2,760,000.00	\$ -	\$ -	\$ -
Truss Bridge Aesthetics & Lighting (Montopolis Bridge)	\$ 7,166,000.00	\$ -	\$ -	\$ -	\$ -	\$ 7,166,000.00
Trails - SUP/Sidewalk	\$ 4,000,000.00	\$ -	\$ 1,000,000.00	\$ 1,000,000.00	\$ 1,000,000.00	\$ 1,000,000.00
Grand Total	\$ 19,226,000.00	\$ -	\$ 5,720,000.00	\$ 3,900,000.00	\$ 1,440,000.00	\$ 8,166,000.00

Row Labels	Sum of Total Project Cost	2024	2025	2026	2027	2028
Total All Departments - Rank #3	\$ 23,411,652.16	\$ -	\$ 9,465,808.61	\$ 4,339,843.55	\$ 1,440,000.00	\$ 8,166,000.00



ADMINISTRATION

ADMINISTRATION

The primary role of the Administration Department is to manage the agency, its departments, programs, and projects in alignment with the Strategic Plan. The Agency's mobility innovation efforts and general support for the Board of Directors is also included in this Department.

With the complexity of the Mobility Authority's roadway toll and technology systems, it is imperative that the toll and roadway systems have the capacity to effectively support both our existing and future facilities. Significant effort will be focused on the modernization of the toll and roadway technology systems and to deploy innovative mobility technologies. This is all part of an ongoing effort to maximize the safety and efficiency of our roadways using technology, to find new ways to communicate with our customers and key stakeholders, and to provide timely and relevant information needed for customers to make effective travel decisions.

Strategic Goals

- Maintain and enhance our strategic partnerships to advance the common goals we share with our regional partner agencies
- Build, operate and maintain toll and non-toll roads that reduce congestion and connect our region in innovative and safe ways
- Make targeted investments in other transportation solutions that connect to our system and enhance quality of life

Five-Year Capital Plan Administration Department

Priority Rank #1

Project Title	Sum of Total Project Cost	2024	2025	2026	2027	2028
Purchase Property for CTRMA Office	\$ 15,000,000.00	\$ 15,000,000.00	\$ -	\$ -	\$ -	\$ -
Enterprise Resource Planning System	\$ 650,000.00	\$ 650,000.00	\$ -	\$ -	\$ -	\$ -
Grand Total	\$ 15,650,000.00	\$ 15,650,000.00	\$ -	\$ -	\$ -	\$ -

Priority Rank #2

Project Title	Sum of Total Project Cost	2024	2025	2026	2027	2028
Grand Total						

Priority Rank #3

Project Title	Sum of Total Project Cost	2024	2025	2026	2027	2028
Grand Total						

	Sum of Total Project Cost	2024	2025	2026	2027	2028
ADM Total All Ranks	\$ 15,650,000.00	\$ 15,650,000.00	\$ -	\$ -	\$ -	\$ -

Project Detail

Project ID:	034	Budget Fiscal Year (FY):	2024
Project Title:	Purchase Property for CTRMA Office	Roadway Impacted:	SYSTEM
Fund:	General	Total Project Cost:	\$ 15,000,000.00
Department:	Administration		

Description: Locate and purchase site for CTRMA corporate offices with existing building or build to suit

Strategic Plan Alignment: Stewardship

Project Forecast		Forecast
Year (FY)		
2024	\$	15,000,000.00
2025	\$	-
2026	\$	-
2027	\$	-
2028	\$	-
	\$	15,000,000.00

Impact to Future Operating Budget (Y/N)	FTE Needed (Y/N)
Yes	No

Project Detail

Project ID:	086	Budget Fiscal Year (FY):	2024
Project Title:	Enterprise Resource Planning System	Roadway Impacted:	SYSTEM
Fund:	General	Total Project Cost:	\$ 650,000.00
Department:	Administration		

Description: Finance to procure an Enterprise Resource Planning System

Strategic Plan Alignment: Innovation

Project Forecast Year (FY)	Forecast
2024	\$ 650,000.00
2025	\$ -
2026	\$ -
2027	\$ -
2028	\$ -
	<hr/> \$ 650,000.00

Impact to Future Operating Budget (Y/N)	FTE Needed (Y/N)
Yes	No



OPERATIONS

OPERATIONS

The Operations Department supports the Mobility Authority's regional mobility, economic vitality, sustainability, and innovation strategic goals. The Operations Department is responsible for all aspects of revenue collection, customer service and traffic & incident management. The Operations Department serves its internal and external customers through the provision of the following core services:

- Customer Care. Ensure a quality experience for the Mobility Authority's customers. Solve complex customer service issues. Implement efficient solutions that promote self-service and increase efficiency.
- Toll Collection. Oversee the daily operation of collecting toll revenue. Monitor transaction reconciliation revenue metrics. Identify and implement opportunities for collecting revenue earlier and more often.
- Traffic & Incident Management. Coordinate the resources of partner agencies and private sector companies to detect, respond to, and clear traffic incidents as well as debris removal as quickly as possible to reduce the impacts of incidents on safety and congestion.
- Traveler Communication. Alert approaching vehicles to problem areas by updating social media and on road messaging tools to better inform drivers. Provide information regarding alternate routes for vehicles, alleviating the effects of bottlenecks or incidents.
- Violation Enforcement. Oversee the Mobility Authority's violation enforcement program to mitigate revenue leakage and protect our stakeholder's investment.

The predominant themes of the Operations Department's FY 2024 budget are to increase revenue through improved pre-paid account penetration and collections in the first 60 days of the Pay by Mail lifecycle; mitigate leakage; and improve our customer service experience. Activities this fiscal year will center around implementing new customer service features; deploying messages outlining the benefits of pre-paid account payment mechanisms; enforcing toll evasion remedies; communicating up to date and accurate travel information to stakeholders through various channels; evaluating options for our Pay by Mail program; and supporting regional and national interoperability efforts.

Strategic Goals

- Make targeted investments in other transportation solutions that connect to our system and enhance quality of life
- Implement financial strategy and policies that prioritize long-term system health and growth, a decreased reliance on debt, and good financial stewardship
- Maintain and enhance our strategic partnerships to advance the common goals we share with our regional partner agencies

Five-Year Capital Plan Operations Department

Priority Rank #1							
Project Title	Sum of Total Project Cost	2024	2025	2026	2027	2028	
Pay-By-Mail Implementation	\$ 2,000,000.00	\$ -	\$ 1,200,000.00	\$ 800,000.00	\$ -	\$ -	\$ -
Pay-By-Mail Procurement	\$ 1,000,000.00	\$ 300,000.00	\$ 700,000.00	\$ -	\$ -	\$ -	\$ -
Safety Technology - Automated Incident Detection Cameras	\$ 4,776,866.49	\$ 4,776,900.00	\$ -	\$ -	\$ -	\$ -	\$ -
Toll Violation Mitigation - Automated License Plate Reader (ALPR) Technology	\$ 3,238,188.24	\$ 3,238,200.00	\$ -	\$ -	\$ -	\$ -	\$ -
Grand Total	\$ 11,015,054.73	\$ 8,315,100.00	\$ 1,900,000.00	\$ 800,000.00	\$ -	\$ -	\$ -

Priority Rank #2							
Project Title	Sum of Total Project Cost	2024	2025	2026	2027	2028	
Roadway Traveler Communications - 183A Phase I & II Dynamic Message Signs	\$ 1,871,087.10	\$ -	\$ 1,871,087.10	\$ -	\$ -	\$ -	\$ -
Roadway Traveler Communications - MoPac Single Line DMS (6 Locations)	\$ 1,660,777.65	\$ -	\$ 1,660,777.65	\$ -	\$ -	\$ -	\$ -
Safety Technology - Lane Violation Detection	\$ 1,588,124.06	\$ -	\$ 1,588,124.06	\$ -	\$ -	\$ -	\$ -
TIM Center Expansion and Technology	\$ 6,760,000.00	\$ 6,760,000.00	\$ -	\$ -	\$ -	\$ -	\$ -
Grand Total	\$ 11,879,988.81	\$ 6,760,000.00	\$ 5,119,988.81	\$ -	\$ -	\$ -	\$ -

Priority Rank #3							
Project Title	Sum of Total Project Cost	2024	2025	2026	2027	2028	
Safety Technology - Wrong Way Driving MIP (6 Locations)	\$ 2,128,944.52	\$ -	\$ 2,128,944.52	\$ -	\$ -	\$ -	\$ -
Grand Total	\$ 2,128,944.52	\$ -	\$ 2,128,944.52	\$ -	\$ -	\$ -	\$ -

	Sum of Total Project Cost	2024	2025	2026	2027	2028	
OPS Total All Ranks	\$ 25,023,988.06	\$ 15,075,100.00	\$ 9,148,933.33	\$ 800,000.00	\$ -	\$ -	\$ -

Project Detail

Project ID:	033	Budget Fiscal Year (FY):	2025
Project Title:	Roadway Traveler Communications - 183A Phase I & II Dynamic Message Signs	Roadway Impacted:	183A
Fund:	General	Total Project Cost:	\$ 1,871,087.10
Department:	Operations		

Description: Installation of four (4) front-access, color, full-matrix dynamic message signs (DMS) along the 183A corridor to enable the Mobility Authority to disseminate real-time information related to traffic and roadway conditions (e.g., weather, queues, incidents, detours, work zones) to improve mobility and safety. The project will include new cantilevered structures, displays, cabinet assemblies, power services (120/240V), conduit, ground boxes, and ancillary infrastructure for a complete installation. Small-form verification cameras will be installed using wide-angle lenses providing operational staff the ability to remotely verify current messages in real-time.

Strategic Plan Alignment: Safety, Reliability, Innovation, Service

Project Forecast		Forecast
Year (FY)		
2024	\$	-
2025	\$	1,871,087.10
2026	\$	-
2027	\$	-
2028	\$	-
	\$	1,871,087.10

Impact to Future Operating Budget (Y/N)	FTE Needed (Y/N)
Yes	No

Project Detail

Project ID:	036	Budget Fiscal Year (FY):	2025
Project Title:	Safety Technology - Lane Violation Detection	Roadway Impacted:	MOPAC MNLN & 183N
Fund:	General	Total Project Cost:	\$ 1,588,124.06
Department:	Operations		

Description: Installation of fourteen (14) integrated systems to detect illegal “lane diving” maneuvers into and out of the express lanes along the MoPac Expressway and 183N corridors allowing the Mobility Authority to better identify, quantify, prohibit, and enforce these events. The integrated system will include multiple fixed CCTV cameras equipped with embedded video analytics, as well as an edge-compute processor and networking equipment to identify “lane diving” events and trigger the appropriate response (e.g., notify operational staff, collect license plate information). Installation of lane violation detection systems will leverage existing overhead gantries and sign bridges, while the project includes new cabinet assemblies, power services, conduit, ground boxes, and ancillary infrastructure necessary for a complete installation.

Strategic Plan Alignment: Safety, Stewardship, Innovation

Project Forecast		Forecast
Year (FY)		
2024	\$	-
2025	\$	1,588,124.06
2026	\$	-
2027	\$	-
2028	\$	-
	\$	1,588,124.06

Impact to Future Operating Budget (Y/N)	FTE Needed (Y/N)
Yes	No

Project Detail

Project ID:	037	Budget Fiscal Year (FY):	2024
Project Title:	Safety Technology - Automated Incident Detection Cameras	Roadway Impacted:	SYSTEM
Fund:	General	Total Project Cost:	\$ 4,776,866.49
Department:	Operations		

Description: Installation of two-hundred forty-five (245) fixed camera in arrays along all of the Mobility Authority roadways (i.e., MoPac Expressway, 290E, 183A, 183S, SH71, 45SW) providing coverage and real-time video for the video analytics platform to identify, track, and monitor events more efficiently. Minimizing the time needed for the operational staff to identify and verify an event (e.g., crash, debris on roadway, stalled vehicle, wrong way vehicle, pedestrian on shoulder) will decrease the likelihood for secondary incidents. This project will include the physical infrastructure—including cameras, cabinet assemblies, device poles, power services, fiber optic communication drops, conduit, ground boxes, and ancillary hardware—as well as the software licenses necessary for a complete installation. Existing infrastructure— including structures, fiber optic communications, electrical power services, conduit duct bank, junction boxes, fiber optic backhaul communications, and cabinet assemblies—will

Strategic Plan Alignment: Safety, Stewardship, Innovation

Project Forecast		Forecast
Year (FY)		
2024	\$	4,776,900.00
2025	\$	-
2026	\$	-
2027	\$	-
2028	\$	-
	\$	4,776,900.00

Impact to Future Operating Budget (Y/N)	FTE Needed (Y/N)
Yes	No

Project Detail

Project ID:	038	Budget Fiscal Year (FY):	2024 -2025
Project Title:	Toll Violation Mitigation - Automated License Plate Reader (ALPR) Technology	Roadway Impacted:	71E, 45SW, 183S, 183A
Fund:	General	Total Project Cost:	\$ 3,238,188.24
Department:	Operations		

Description: Installation of one-hundred seven (107) Automated License Plate Reader (ALPR) sensors on existing mainline tolling gantries—one per lane and instrumented shoulders. The system will allow the Mobility Authority to identify toll violators using the new technology, as well as capture real-time data about corridor utilization, traffic volumes, and more. This project will require the installation of new cabinet assemblies, electrical power services, fiber optic communication drops, and underground infrastructure for a complete installation. To the greatest extent possible, the existing infrastructure—including conduit duct bank, junction boxes, fiber optic backhaul communications—will be re-utilized.

Strategic Plan Alignment: Stewardship, Reliability

Project Forecast		Forecast
Year (FY)		
2024	\$	3,238,200.00
2025	\$	-
2026	\$	-
2027	\$	-
2028	\$	-
	\$	3,238,200.00

Impact to Future Operating Budget (Y/N)	FTE Needed (Y/N)
Yes	No

Project Detail

Project ID:	044	Budget Fiscal Year (FY):	2025
Project Title:	Roadway Traveler Communications - MoPac Single Line DMS (6 Locations)	Roadway Impacted:	MOPAC MNLN
Fund:	General	Total Project Cost:	\$ 1,660,777.65
Department:	Operations		

Description: Installation of six (6) front-access, single-line dynamic message signs (DMS) along the MoPac Expressway corridor to enable the Mobility Authority to disseminate real-time information related to the status of the express lane (e.g., OPEN, CLOSED, CONGESTED, TOLLING ENFORCED). The project will include new electronic displays, cabinet assemblies, power services (120/240V), conduit, ground boxes, and ancillary infrastructure and leverage existing overhead structures, conduit duct bank, junction boxes, and fiber optic backhaul communications.

Strategic Plan Alignment: Safety, Reliability, Innovation

Project Forecast		Forecast
Year (FY)		
2024	\$	-
2025	\$	1,660,777.65
2026	\$	-
2027	\$	-
2028	\$	-
	\$	1,660,777.65

Impact to Future Operating Budget (Y/N)	FTE Needed (Y/N)
Yes	No

Project Detail

Project ID:	046	Budget Fiscal Year (FY):	2025
Project Title:	Safety Technology - Wrong Way Driving MIP (6 Locations)	Roadway Impacted:	MOPAC MNLN
Fund:	General	Total Project Cost:	\$ 2,128,944.52
Department:	Operations		

Description: Installation of six (6) wrong-way vehicle detection systems (WWVDS) within the off-ramp facilities of MoPac Expressway to detect, correct, and notify the Mobility Authority of vehicles entering the corridor improperly. The system will improve the overall safety of the corridor by immediately detecting wrong-way driving events and actuating a localized response to correct driver behavior before entering the corridor in the wrong direction at full speed. This project will include the physical infrastructure—including cameras, sensors, cabinet assemblies, device poles, power services, fiber optic communication drops, conduit, ground boxes, and ancillary hardware—as well as the software licenses necessary for a complete installation. Existing infrastructure—including fiber optic communications, electrical power services, conduit duct bank, junction boxes, fiber optic backhaul communications—will be re-utilized to the greatest extent possible.

Strategic Plan Alignment: Safety, Reliability, Innovation, Service

Project Forecast		Forecast
Year (FY)		
2024	\$	-
2025	\$	2,128,944.52
2026	\$	-
2027	\$	-
2028	\$	-
	\$	2,128,944.52

Impact to Future Operating Budget (Y/N)	FTE Needed (Y/N)
Yes	No

Project Detail

Project ID:	063	Budget Fiscal Year (FY):	2024-2025
Project Title:	Pay-By-Mail Procurement	Roadway Impacted:	SYSTEM
Fund:	Operating	Total Project Cost:	\$ 1,000,000.00
Department:	Operations		

Description: Procurement of a Pay-By-Mail processing services contract

Strategic Plan Alignment: Stewardship, Service

Project Forecast Year (FY)	Forecast
2024	\$ 300,000.00
2025	\$ 700,000.00
2026	\$ -
2027	\$ -
2028	\$ -
	<hr/> \$ 1,000,000.00

Impact to Future Operating Budget (Y/N)	FTE Needed (Y/N)
No	No

Project Detail

Project ID:	064	Budget Fiscal Year (FY):	2024-2025
Project Title:	Pay-By-Mail Implementation	Roadway Impacted:	SYSTEM
Fund:	Operating	Total Project Cost:	\$ 2,000,000.00
Department:	Operations		

Description: Implementation of Pay-By-Mail processing services contract

Strategic Plan Alignment: Stewardship, Service

Project Forecast Year (FY)	Forecast
2024	\$ -
2025	\$ 1,200,000.00
2026	\$ 800,000.00
2027	\$ -
2028	\$ -
	<hr/>
	\$ 2,000,000.00

Impact to Future Operating Budget (Y/N)	FTE Needed (Y/N)
No	No

Project Detail

Project ID:	084	Budget Fiscal Year (FY):	2024
Project Title:	TIM Center Expansion and Technology	Roadway Impacted:	SYSTEM
Fund:	Operating	Total Project Cost:	\$ 6,760,000.00
Department:	Operations		

Description: Major and minor renovation of the existing TIM Center building, as well as construction of a building addition to the existing structure. Additional technology is planned to include a video wall and software upgrades.

Strategic Plan Alignment: Safety, Reliability, Collaboration, Service

Project Forecast		Forecast
Year (FY)		
2024	\$	6,760,000.00
2025	\$	-
2026	\$	-
2027	\$	-
2028	\$	-
	\$	6,760,000.00

Impact to Future Operating Budget (Y/N)	FTE Needed (Y/N)
Yes	Yes



INFORMATION TECHNOLOGY



INFORMATION TECHNOLOGY

The IT Department is responsible for maintaining the integrity of the agency's toll system, supporting revenue collection activities, and safeguarding the agency's internal and communication network. The IT Department also supports the agency's emerging technology efforts by lending technical expertise and implementing approved initiatives.

The core services provided by the Information Technology Department in support of its internal and external customers are outlined below:

- Information Technology (IT) Ensure the integrity of the Mobility Authority's computers, storage, network and other physical devices, infrastructure and processes used to create, process, store, secure and exchange all forms of electronic data.
- Intelligent Transportation Systems (ITS) Deploy various ITS technologies on Authority roads to detect, manage and report on roadway incidents. ITS technologies also assist in improving safety and the customer experience for our roadways through early detection and notification to public safety agencies.
- Toll Systems Oversee daily operation of the electronic toll collection systems operations. Monitor system performance and transaction reconciliation. Oversee system maintenance to ensure accuracy and dependability. Manage new toll collection system installation while maintaining current operational metrics.
- Transaction Processing. Manage the workflows associated with transaction processing, product management, discount management, billing management and product pricing. Ensure that transactions process in a predictable, consistent manner in compliance with the mobility authority's business rules and within compliance with national interoperability requirements. Monitor the data exchange operations support functions. Manage the Transaction Operations Management Solution (TOMS). Oversee reporting and analytics processes.

The IT Department will continue to set a solid foundation for the Mobility Authority's future. These efforts include continued development of the Data Platform System, the integration point for all transaction processing and data analytics; managing the replacement of the Authority's aging toll systems; upgrading the agency's communication infrastructure; and supporting regional and national interoperability efforts.

Strategic Goals

- Deliver on Commitments to our Customers and our Investors, Explore Efforts that Extend Beyond Roadways, Explore Transformative Technology and Adopt Industry Best Practices
- Employ a Collaborative Approach to Implementing Mobility Solutions, Deliver Responsible Mobility Solutions that Respect the Communities We Serve, Deliver on Commitments to our Customers and our Investors

Five-Year Capital Plan Information Technology Department

Priority Rank #1

Project Title	Sum of Total Project Cost	2024	2025	2026	2027	2028
Toll System Replacement	\$ 46,072,032.76	\$ 27,533,200.00	\$ 7,104,975.15	\$ 1,433,857.61	\$ -	\$ 10,000,000.00
Kapsch Central Host Upgrades	\$ 1,000,000.00	\$ 1,000,000.00	\$ -	\$ -	\$ -	\$ -
DPS Enh-Release 5	\$ 1,154,000.00	\$ 1,154,000.00	\$ -	\$ -	\$ -	\$ -
Grand Total	\$ 48,226,032.76	\$ 29,687,200.00	\$ 7,104,975.15	\$ 1,433,857.61	\$ -	\$ 10,000,000.00

Priority Rank #2

Project Title	Sum of Total Project Cost	2024	2025	2026	2027	2028
Kapsch Mopac Upgrades	\$ 300,000.00	\$ -	\$ 300,000.00	\$ -	\$ -	\$ -
Grand Total	\$ 300,000.00	\$ -	\$ 300,000.00	\$ -	\$ -	\$ -

Priority Rank #3

Project Title	Sum of Total Project Cost	2024	2025	2026	2027	2028
Roadway Traveler Communications - roadside units 183N	\$ 439,843.55	\$ -	\$ -	\$ 439,843.55	\$ -	\$ -
Roadway Traveler Communications - roadside units 183S	\$ 733,444.18	\$ -	\$ 733,444.18	\$ -	\$ -	\$ -
Roadway Traveler Communications - roadside units 290E	\$ 627,732.01	\$ -	\$ 627,732.01	\$ -	\$ -	\$ -
Roadway Traveler Communications - roadside units 71E	\$ 20,049.90	\$ -	\$ 20,049.90	\$ -	\$ -	\$ -
Roadway Traveler Communications - Roadside Units MIP	\$ 235,638.00	\$ -	\$ 235,638.00	\$ -	\$ -	\$ -
Grand Total	\$ 2,056,707.64	\$ -	\$ 1,616,864.09	\$ 439,843.55	\$ -	\$ -

	Sum of Total Project Cost	2024	2025	2026	2027	2028
IT Total All Ranks	\$ 50,582,740.40	\$ 29,687,200.00	\$ 9,021,839.24	\$ 1,873,701.16	\$ -	\$ 10,000,000.00

Project Detail

Project ID:	010	Budget Fiscal Year (FY):	2025
Project Title:	Roadway Traveler Communications - roadside units 290E	Roadway Impacted:	290E
Fund:	General	Total Project Cost:	\$ 627,732.01
Department:	IT		

Description: Installation of nine (9) roadside units (RSU) along the 290E corridor to enable Connected Vehicle (CV) applications for the Mobility Authority to communicate directly to in-vehicle systems and improve the overall safety and mobility of the corridor.

Strategic Plan Alignment: Innovation

Project Forecast Year (FY)	Forecast
2024	\$ -
2025	\$ 627,732.01
2026	\$ -
2027	\$ -
2028	\$ -
	\$ 627,732.01

Impact to Future Operating Budget (Y/N)	FTE Needed (Y/N)
Yes	No

Project Detail

Project ID:	013	Budget Fiscal Year (FY):	2025
Project Title:	Roadway Traveler Communications - roadside units 71E	Roadway Impacted:	71E
Fund:	General	Total Project Cost:	\$ 20,049.90
Department:	IT		

Description: Installation of one (1) roadside units (RSU) along the SH71 corridor to enable Connected Vehicle (CV) applications for the Mobility Authority to communicate directly to in-vehicle systems and improve the overall safety and mobility of the corridor.

Strategic Plan Alignment: Innovation

Project Forecast Year (FY)	Forecast
2024	\$ -
2025	\$ 20,049.90
2026	\$ -
2027	\$ -
2028	\$ -
	<hr/> \$ 20,049.90

Impact to Future Operating Budget (Y/N)	FTE Needed (Y/N)
Yes	No

Project Detail

Project ID:	020	Budget Fiscal Year (FY):	2025
Project Title:	Roadway Traveler Communications - roadside units 183S	Roadway Impacted:	183S
Fund:	General	Total Project Cost:	\$ 733,444.18
Department:	IT		

Description: Installation of eleven (11) roadside units (RSU) along the 183S corridor to enable Connected Vehicle (CV) applications for the Mobility Authority to communicate directly to in-vehicle systems and improve the overall safety and mobility of the corridor.

Strategic Plan Alignment: Innovation

Project Forecast Year (FY)	Forecast
2024	\$ -
2025	\$ 733,444.18
2026	\$ -
2027	\$ -
2028	\$ -
	\$ 733,444.18

Impact to Future Operating Budget (Y/N)	FTE Needed (Y/N)
Yes	No

Project Detail

Project ID:	022	Budget Fiscal Year (FY):	2026
Project Title:	Roadway Traveler Communications - roadside units 183N	Roadway Impacted:	183N
Fund:	General	Total Project Cost:	\$ 439,843.55
Department:	IT		

Description: Installation of ten (10) roadside units (RSU) along the 183N corridor to enable Connected Vehicle (CV) applications for the Mobility Authority to communicate directly to in-vehicle systems and improve the overall safety and mobility of the corridor.

Strategic Plan Alignment: Innovation

Project Forecast Year (FY)	Forecast
2024	\$ -
2025	\$ -
2026	\$ 439,843.55
2027	\$ -
2028	\$ -
	\$ 439,843.55

Impact to Future Operating Budget (Y/N)	FTE Needed (Y/N)
Yes	No

Project Detail

Project ID:	032	Budget Fiscal Year (FY):	2025-26
Project Title:	Toll System Replacement	Roadway Impacted:	183A
Fund:	Renewal & Replacement	Total Project Cost:	\$ 7,104,975.15
Department:	IT		

Description: 183A - Provide Electronic Toll Collection Integration and Maintenance Services (ETCS) including roadside functionality (AVI, AVC, VES, DVAS) and Toll Facility Host (TFH) functionality. The TFH functionality includes trip building, dynamic pricing, image processing, reporting/auditing, and interfaces with other CTRMA third-party systems.

Strategic Plan Alignment: Stewardship, Reliability

Project Forecast		Forecast
Year (FY)		
2024	\$	-
2025	\$	7,104,975.15
2026	\$	-
2027	\$	-
2028	\$	-
	\$	7,104,975.15

Impact to Future Operating Budget (Y/N)	FTE Needed (Y/N)
Yes	No

Project Detail

Project ID:	045	Budget Fiscal Year (FY):	2025
Project Title:	Roadway Traveler Communications - Roadside Units MIP	Roadway Impacted:	MOPAC MNLN
Fund:	MoPac General	Total Project Cost:	\$ 235,638.00
Department:	IT		

Description: Installation of fifteen (15) roadside units (RSU) along the MoPac corridor to enable Connected Vehicle (CV) applications for the Mobility Authority to communicate directly to in-vehicle systems and improve the overall safety and mobility of the corridor.

Strategic Plan Alignment: Safety, Reliability, Innovation

Project Forecast Year (FY)	Forecast
2024	\$ -
2025	\$ 235,638.00
2026	\$ -
2027	\$ -
2028	\$ -
	\$ 235,638.00

Impact to Future Operating Budget (Y/N)	FTE Needed (Y/N)
Yes	No

Project Detail

Project ID:	052	Budget Fiscal Year (FY):	2028
Project Title:	Toll System Replacement	Roadway Impacted:	183S
Fund:	Renewal & Replacement	Total Project Cost:	\$ 10,000,000.00
Department:	IT		

Description: 183S - Provide Electronic Toll Collection Integration and Maintenance Services (ETCS) including roadside functionality (AVI, AVC, VES, DVAS) and Toll Facility Host (TFH) functionality. The TFH functionality includes trip building, dynamic pricing, image processing, reporting/auditing, and interfaces with other CTRMA third-party systems.

Strategic Plan Alignment: Stewardship, Reliability

Project Forecast		Forecast
Year (FY)		
2024	\$	-
2025	\$	-
2026	\$	-
2027	\$	-
2028	\$	10,000,000.00
	\$	10,000,000.00

Impact to Future Operating Budget (Y/N)	FTE Needed (Y/N)
Yes	No

Project Detail

Project ID:	053	Budget Fiscal Year (FY):	2023-24
Project Title:	Toll System Replacement	Roadway Impacted:	290E
Fund:	Renewal & Replacement	Total Project Cost:	\$ 12,396,000.00
Department:	IT		

Description: 290E - Provide Electronic Toll Collection Integration and Maintenance Services (ETCS) including roadside functionality (AVI, AVC, VES, DVAS) and Toll Facility Host (TFH) functionality. The TFH functionality includes trip building, dynamic pricing, image processing, reporting/auditing, and interfaces with other CTRMA third-party systems.

Strategic Plan Alignment: Stewardship, Reliability

Project Forecast		Forecast
Year (FY)		
2024	\$	12,396,000.00
2025	\$	-
2026	\$	-
2027	\$	-
2028	\$	-
	\$	12,396,000.00

Impact to Future Operating Budget (Y/N)	FTE Needed (Y/N)
Yes	No

Project Detail

Project ID:	054	Budget Fiscal Year (FY):	2026
Project Title:	Toll System Replacement	Roadway Impacted:	45SW
Fund:	Renewal & Replacement	Total Project Cost:	\$ 1,433,857.61
Department:	IT		

Description: 45SW - Provide Electronic Toll Collection Integration and Maintenance Services (ETCS) including roadside functionality (AVI, AVC, VES, DVAS) and Toll Facility Host (TFH) functionality. The TFH functionality includes trip building, dynamic pricing, image processing, reporting/auditing, and interfaces with other CTRMA third-party systems.

Strategic Plan Alignment: Stewardship, Reliability

Project Forecast Year (FY)	Forecast
2024	\$ -
2025	\$ -
2026	\$ 1,433,857.61
2027	\$ -
2028	\$ -
	\$ 1,433,857.61

Impact to Future Operating Budget (Y/N)	FTE Needed (Y/N)
Yes	No

Project Detail

Project ID:	055	Budget Fiscal Year (FY):	2023-2024
Project Title:	Toll System Replacement	Roadway Impacted:	71E
Fund:	Renewal & Replacement	Total Project Cost:	\$ 11,109,500.00
Department:	IT		

Description: 71E - Provide Electronic Toll Collection Integration and Maintenance Services (ETCS) including roadside functionality (AVI, AVC, VES, DVAS) and Toll Facility Host (TFH) functionality. The TFH functionality includes trip building, dynamic pricing, image processing, reporting/auditing, and interfaces with other CTRMA third-party systems.

Strategic Plan Alignment: Stewardship, Reliability

Project Forecast		Forecast
Year (FY)		
2024	\$	11,109,500.00
2025	\$	-
2026	\$	-
2027	\$	-
2028	\$	-
	\$	11,109,500.00

Impact to Future Operating Budget (Y/N)	FTE Needed (Y/N)
Yes	No

Project Detail

Project ID:	056	Budget Fiscal Year (FY):	2024
Project Title:	Toll System Replacement	Roadway Impacted:	MOPAC MNLN
Fund:	MoPac General	Total Project Cost:	\$ 4,027,700.00
Department:	IT		

Description: MoPac - Provide Electronic Toll Collection Integration and Maintenance Services (ETCS) including roadside functionality (AVI, AVC, VES, DVAS) and Toll Facility Host (TFH) functionality. The TFH functionality includes trip building, dynamic pricing, image processing, reporting/auditing, and interfaces with other CTRMA third-party systems.

Strategic Plan Alignment: Stewardship, Reliability

Project Forecast Year (FY)	Forecast
2024	\$ 4,027,700.00
2025	\$ -
2026	\$ -
2027	\$ -
2028	\$ -
	\$ 4,027,700.00

Impact to Future Operating Budget (Y/N)	FTE Needed (Y/N)
No	No

Project Detail

Project ID:	081	Budget Fiscal Year (FY):	2024
Project Title:	Kapsch Central Host Upgrades	Roadway Impacted:	MOPAC MNLN
Fund:	MoPac Operating	Total Project Cost:	\$ 1,000,000.00
Department:	IT		

Description: Replacement, configuration, and data migration of core infrastructure equipment within the CTRMA TCS. This project is considered a hardware refresh of the image storage, data storage, application servers, and host servers for both primary and secondary systems.

Strategic Plan Alignment: Stewardship, Reliability

Project Forecast Year (FY)	Forecast
2024	\$ 1,000,000.00
2025	\$ -
2026	\$ -
2027	\$ -
2028	\$ -
	<hr/>
	\$ 1,000,000.00

Impact to Future Operating Budget (Y/N)	FTE Needed (Y/N)
No	No

Project Detail

Project ID:	082	Budget Fiscal Year (FY):	2024
Project Title:	DPS Enh-Release 5	Roadway Impacted:	SYSTEM
Fund:	Operating	Total Project Cost:	\$ 1,154,000.00
Department:	IT		

Description: Expected enhancements include a CSR Lookup Tool, enhancements for ease of use in DPS, additional reports, and dashboards. Additional long-term enhancements of Data Platform could include additional discount programs, account management, parking / airport parking, and data access for research or public use.

Strategic Plan Alignment: Reliability, Innovation

Project Forecast		Forecast
Year (FY)		
2024	\$	1,154,000.00
2025	\$	-
2026	\$	-
2027	\$	-
2028	\$	-
	\$	1,154,000.00

Impact to Future Operating Budget (Y/N)	FTE Needed (Y/N)
No	No

Project Detail

Project ID:	083	Budget Fiscal Year (FY):	2025
Project Title:	Kapsch Mopac Upgrades	Roadway Impacted:	MOPAC MNLN
Fund:	MoPac Operating	Total Project Cost:	\$ 300,000.00
Department:	IT		

Description: Replacement, configuration, and data migration of core infrastructure equipment within the CTRMA TCS. This project is considered a hardware refresh of the image storage, data storage, application servers, and host servers for both primary and secondary systems.

Strategic Plan Alignment: Safety, Reliability

Project Forecast Year (FY)	Forecast
2024	\$ -
2025	\$ 300,000.00
2026	\$ -
2027	\$ -
2028	\$ -
	<hr/>
	\$ 300,000.00

Impact to Future Operating Budget (Y/N)	FTE Needed (Y/N)
No	No



ENGINEERING

ENGINEERING

The role of the Engineering Department is to plan, develop, construct, and maintain major capital improvement projects in Williamson and Travis counties (from initial concept through final construction acceptance and into long term operations and maintenance).

The Engineering Department works extensively internally and externally to develop projects for the agency and region. These efforts include:

- **Project Inception and Feasibility.** Coordinate with other transportation providers in the region Texas Department of Transportation (TxDOT), Capital Area Metropolitan Planning Organization (CAMPO), City of Austin, City of Cedar Park, Travis County, and Williamson County to assure that all mobility needs are included in the region's Long Range Transportation Plan. Provide feasibility analysis for selected projects to evaluate implementation priority.
- **Project Development and Implementation.** Develop and implement priority projects based upon preliminary designs, appropriate level of environmental study, and input from regional transportation partners. Evaluate and determine the appropriate project delivery method based on complexity, stakeholders, and financial considerations. Manage the construction of all agency projects through project final acceptance.
- **Roadway and Facility Maintenance.** Inspect and manage routine roadway and facility maintenance, including all aspects of the roadway within the limits of the right-of-way, excluding the toll collection and toll systems infrastructure (which is maintained by the Operations Department). Develop, design, and manage repair and replacement projects. Roadway maintenance includes assuming responsibility for vegetative maintenance such as mowing, snow and ice operations, incident response, removal of debris and remedial repairs, as needed. The Mobility Authority takes the lead on managing the Performance Based Maintenance Contract (PBMC) with TxDOT reimbursing the agency for its portion of the maintenance responsibilities for shared facilities. Non-capital improvement initiatives are anticipated, including guardrail, cable barrier, bollard replacement and large sign replacement, to maintain safety.

Strategic Goals

- Build, operate and maintain toll and non-toll roads that reduce congestion and connect our region in innovative and safe ways
- Develop and adhere to a system-wide capital improvement plan
- Implement financial strategy and policies that prioritize long-term system health and growth, a decreased reliance on debt, and good financial stewardship
- Maintain and enhance our strategic partnerships to advance the common goals we share with our regional partner agencies
- Make targeted investments in other transportation solutions that connect to our system and enhance quality of life

**Five-Year Capital Plan
Engineering Department**

Priority Rank #1						
Project Title	Sum of Total Project Cost	2024	2025	2026	2027	2028
183A Added Capacity (Design)	\$ 27,000,000.00	\$ 8,714,000.00	\$ 8,714,000.00	\$ 8,714,000.00	\$ 858,000.00	\$ -
183A Phase II Small Sign Replacement	\$ 1,518,000.00	\$ 637,184.57	\$ -	\$ -	\$ -	\$ -
290E Maintenance Yard Expansion	\$ 85,000.00	\$ 85,000.00	\$ -	\$ -	\$ -	\$ -
290E Maintenance Yard Pond Expansion	\$ 35,000.00	\$ 35,000.00	\$ -	\$ -	\$ -	\$ -
290E PH IV (Design - Full Build - Schematic/Environmental)	\$ 50,000,000.00	\$ -	\$ 16,600,000.00	\$ 16,600,000.00	\$ 16,800,000.00	\$ -
Barton Skyway Development + Construction	\$ 10,107,058.93	\$ 5,300,000.00	\$ -	\$ -	\$ -	\$ -
CTB Delineator - 100' Spacing, 290@183, 290@130, 183@71, 71@130, 45SW@MoPac	\$ 62,700.00	\$ 62,700.00	\$ -	\$ -	\$ -	\$ -
CTB Delineator - 100' Spacing, 45SW	\$ 15,200.00	\$ 15,200.00	\$ -	\$ -	\$ -	\$ -
CTB Delineator - 100' Spacing, MoPac EL, North of FM 2222	\$ 37,150.00	\$ 37,150.00	\$ -	\$ -	\$ -	\$ -
CTB Delineator - 100' Spacing, MoPac EL, South of FM 2222	\$ 32,350.00	\$ 32,350.00	\$ -	\$ -	\$ -	\$ -
Maintenance Yard Improvement Support + Add'tl Site Investigations	\$ 800,000.00	\$ 800,000.00	\$ -	\$ -	\$ -	\$ -
MBGF Improvements - Project #2	\$ 3,000,000.00	\$ 3,000,000.00	\$ -	\$ -	\$ -	\$ -
MoPac PFC - Flexible Pavement w/Delineator Replacement	\$ 11,390,000.00	\$ -	\$ -	\$ 11,390,000.00	\$ -	\$ -
MoPac PFC Fog Seal and Surface Repair	\$ 1,800,000.00	\$ 1,800,000.00	\$ -	\$ -	\$ -	\$ -
Snow Equipment	\$ 35,000.00	\$ 35,000.00	\$ -	\$ -	\$ -	\$ -
Wall Monitoring - System Wide	\$ 300,000.00	\$ 300,000.00	\$ -	\$ -	\$ -	\$ -
45SW at 1626 Intersection	\$ 1,300,000.00	\$ 1,300,000.00	\$ -	\$ -	\$ -	\$ -
MoPac South (Preliminary Engineering/Procurement)	\$ 7,500,000.00	\$ -	\$ 3,750,000.00	\$ 3,750,000.00	\$ -	\$ -
Badger Pond Repair	\$ 405,000.00	\$ 405,000.00	\$ -	\$ -	\$ -	\$ -
Grand Total	\$ 115,422,458.93	\$ 22,558,584.57	\$ 29,064,000.00	\$ 40,454,000.00	\$ 17,658,000.00	\$ -

Priority Rank #2						
Project Title	Sum of Total Project Cost	2024	2025	2026	2027	2028
183A Added Capacity (Construction)	\$ 142,000,000.00	\$ -	\$ -	\$ -	\$ 47,249,800.00	\$ 62,999,733.33
290E Added Capacity	\$ 94,000,000.00	\$ -	\$ -	\$ 8,367,450.00	\$ 8,367,450.00	\$ 25,811,500.00
290E Large & Small Sign Replacement	\$ 3,850,000.00	\$ -	\$ 3,850,000.00	\$ -	\$ -	\$ -
Maintenance Vehicle (1)	\$ 65,000.00	\$ -	\$ 65,000.00	\$ -	\$ -	\$ -
Maintenance Yard Site Acquisition (ROW Purchase)	\$ 4,400,000.00	\$ -	\$ 4,400,000.00	\$ -	\$ -	\$ -
Slab Stabilization for 183N	\$ 300,000.00	\$ -	\$ -	\$ 150,000.00	\$ 150,000.00	\$ -
Slab Stabilization for 183S	\$ 102,532.00	\$ -	\$ 102,532.00	\$ -	\$ -	\$ -
Slab Stabilization for 290E	\$ 1,000,000.00	\$ -	\$ 500,000.00	\$ 250,000.00	\$ 250,000.00	\$ -
MoPac South (D/B Construction)	\$ 1,000,000,000.00	\$ -	\$ -	\$ 195,200,000.00	\$ 195,200,000.00	\$ 195,200,000.00
290E PH IV (Construction - Full Build)	\$ 1,500,000,000.00	\$ -	\$ -	\$ -	\$ -	\$ 250,000,000.00
Grand Total	\$ 2,745,717,532.00	\$ -	\$ 8,917,532.00	\$ 203,967,450.00	\$ 251,217,250.00	\$ 534,011,233.33

Priority Rank #3						
Project Title	Sum of Total Project Cost	2024	2025	2026	2027	2028
Bliss Spillar Drainage	\$ 840,000.00	\$ -	\$ 840,000.00	\$ -	\$ -	\$ -
Escarpment Turnaround	\$ 1,120,000.00	\$ -	\$ 1,120,000.00	\$ -	\$ -	\$ -
SB Windsor Exit Ramp	\$ 440,000.00	\$ -	\$ -	\$ -	\$ 440,000.00	\$ -
SH 71 TOM- Flexible Pavement	\$ 2,900,000.00	\$ -	\$ -	\$ 2,900,000.00	\$ -	\$ -
System-wide ITS SUE Investigations	\$ 2,760,000.00	\$ -	\$ 2,760,000.00	\$ -	\$ -	\$ -
Truss Bridge Aesthetics & Lighting (Montopolis Bridge)	\$ 7,166,000.00	\$ -	\$ -	\$ -	\$ -	\$ 7,166,000.00
Trails - SUP/Sidewalk	\$ 4,000,000.00	\$ -	\$ 1,000,000.00	\$ 1,000,000.00	\$ 1,000,000.00	\$ 1,000,000.00
Grand Total	\$ 19,226,000.00	\$ -	\$ 5,720,000.00	\$ 3,900,000.00	\$ 1,440,000.00	\$ 8,166,000.00

ENG Total All Ranks						
Sum of Total Project Cost	2024	2025	2026	2027	2028	
\$ 2,880,365,990.93	\$ 22,558,584.57	\$ 43,701,532.00	\$ 248,321,450.00	\$ 270,315,250.00	\$ 542,177,233.33	

Project Detail

Project ID:	003	Budget Fiscal Year (FY):	2023-2024
Project Title:	183A Phase II Small Sign Replacement	Roadway Impacted:	183A
Fund:	Renewal & Replacement	Total Project Cost:	\$ 1,518,000.00
Department:	Engineering		

Description: Replace all small signs along 183A Phase I & II

Strategic Plan Alignment: Safety, Stewardship

Project Forecast Year (FY)	Forecast
2024	\$ 637,184.57
2025	\$ -
2026	\$ -
2027	\$ -
2028	\$ -
	\$ 637,184.57

Impact to Future Operating Budget (Y/N)	FTE Needed (Y/N)
No	No

Project Detail

Project ID:	009	Budget Fiscal Year (FY):	2025
Project Title:	290E Large & Small Sign Replacement	Roadway Impacted:	290E
Fund:	Renewal & Replacement	Total Project Cost:	\$ 3,850,000.00
Department:	Engineering		

Description: Phase I & II Large and Small Sign Replacement

Strategic Plan Alignment: Safety, Stewardship

Project Forecast Year (FY)	Forecast
2024	\$ -
2025	\$ 3,850,000.00
2026	\$ -
2027	\$ -
2028	\$ -
	\$ 3,850,000.00

Impact to Future Operating Budget (Y/N)	FTE Needed (Y/N)
No	No

Project Detail

Project ID:	012	Budget Fiscal Year (FY):	2026
Project Title:	SH 71 TOM- Flexible Pavement	Roadway Impacted:	71E
Fund:	Renewal & Replacement	Total Project Cost:	\$ 2,900,000.00
Department:	Engineering		

Description: 1" TOM overlay of Express Lane

Strategic Plan Alignment: Stewardship

Project Forecast Year (FY)	Forecast
2024	\$ -
2025	\$ -
2026	\$ 2,900,000.00
2027	\$ -
2028	\$ -
	\$ 2,900,000.00

Impact to Future Operating Budget (Y/N)	FTE Needed (Y/N)
No	No

Project Detail

Project ID:	015	Budget Fiscal Year (FY):	2025
Project Title:	Bliss Spillar Drainage	Roadway Impacted:	45SW
Fund:	General	Total Project Cost:	\$ 840,000.00
Department:	Engineering		

Description: Proposing to construct a detention pond at the intersection of Bliss Spillar to capture runoff causing issues and that wasn't accounted for in the initial design

Strategic Plan Alignment: Stewardship

Project Forecast Year (FY)	Forecast
2024	\$ -
2025	\$ 840,000.00
2026	\$ -
2027	\$ -
2028	\$ -
	<hr/>
	\$ 840,000.00

Impact to Future Operating Budget (Y/N)	FTE Needed (Y/N)
No	No

Project Detail

Project ID:	018	Budget Fiscal Year (FY):	2028
Project Title:	Truss Bridge Aesthetics & Lighting (Montopolis Bridge)	Roadway Impacted:	183S
Fund:	General	Total Project Cost:	\$ 7,166,000.00
Department:	Engineering		

Description: Aesthetic and pedestrian improvements along the Montopolis Truss Bridge

Strategic Plan Alignment: Innovation

Project Forecast Year (FY)	Forecast
2024	\$ -
2025	\$ -
2026	\$ -
2027	\$ -
2028	\$ 7,166,000.00
	\$ 7,166,000.00

Impact to Future Operating Budget (Y/N)	FTE Needed (Y/N)
Yes	No

Project Detail

Project ID:	019	Budget Fiscal Year (FY):	2025
Project Title:	Slab Stabilization for 183S	Roadway Impacted:	183S
Fund:	Renewal & Replacement	Total Project Cost:	\$ 102,532.00
Department:	Engineering		

Description: Slab Stabilization as necessary, locations TBD

Strategic Plan Alignment: Safety, Stewardship

Project Forecast Year (FY)		Forecast
2024	\$	-
2025	\$	102,532.00
2026	\$	-
2027	\$	-
2028	\$	-
	\$	102,532.00

Impact to Future Operating Budget (Y/N)	FTE Needed (Y/N)
No	No

Project Detail

Project ID:	021	Budget Fiscal Year (FY):	2026
Project Title:	Slab Stabilization for 183N	Roadway Impacted:	183N
Fund:	Renewal & Replacement	Total Project Cost:	\$ 150,000.00
Department:	Engineering		

Description: Slab Stabilization as necessary, locations TBD

Strategic Plan Alignment: Safety, Stewardship

Project Forecast Year (FY)	Forecast
2024	\$ -
2025	\$ -
2026	\$ 150,000.00
2027	\$ -
2028	\$ -
	<hr/>
	\$ 150,000.00

Impact to Future Operating Budget (Y/N)	FTE Needed (Y/N)
No	No

Project Detail

Project ID:	023	Budget Fiscal Year (FY):	2025
Project Title:	Maintenance Vehicle (1)	Roadway Impacted:	SYSTEM
Fund:	General	Total Project Cost:	\$ 65,000.00
Department:	Engineering		

Description: Purchase of a new maintenance vehicle

Strategic Plan Alignment: Stewardship

Project Forecast Year (FY)	Forecast
2024	\$ -
2025	\$ 65,000.00
2026	\$ -
2027	\$ -
2028	\$ -
	<hr/>
	\$ 65,000.00

Impact to Future Operating Budget (Y/N)	FTE Needed (Y/N)
Yes	No

Project Detail

Project ID:	024	Budget Fiscal Year (FY):	2024
Project Title:	Maintenance Yard Improvement Support + Add'tl Site Investigations	Roadway Impacted:	SYSTEM
Fund:	General	Total Project Cost:	\$ 800,000.00
Department:	Engineering		

Description: Research and site investigation for potential maintenance yard along 183A

Strategic Plan Alignment: Stewardship, Reliability

Project Forecast Year (FY)	Forecast
2024	\$ 800,000.00
2025	\$ -
2026	\$ -
2027	\$ -
2028	\$ -
	<hr/> \$ 800,000.00

Impact to Future Operating Budget (Y/N)	FTE Needed (Y/N)
No	No

Project Detail

Project ID:	025	Budget Fiscal Year (FY):	2025
Project Title:	Maintenance Yard Site Acquisition (ROW Purchase)	Roadway Impacted:	SYSTEM
Fund:	General	Total Project Cost:	\$ 4,400,000.00
Department:	Engineering		

Description: ROW purchase for potential maintenance yard along 183A

Strategic Plan Alignment: Stewardship, Reliability

Project Forecast Year (FY)	Forecast
2024	\$ -
2025	\$ 4,400,000.00
2026	\$ -
2027	\$ -
2028	\$ -
	\$ 4,400,000.00

Impact to Future Operating Budget (Y/N)	FTE Needed (Y/N)
Yes	No

Project Detail

Project ID:	028	Budget Fiscal Year (FY):	2025
Project Title:	System-wide ITS SUE Investigations	Roadway Impacted:	SYSTEM
Fund:	General	Total Project Cost:	\$ 2,760,000.00
Department:	Engineering		

Description: Includes 183A, MoPac Express, 290 Toll, 183 Toll, SH 71 Toll, and 45SW: Level B SUE for all ITS, with Level A potholes to confirm location every 200'.

Strategic Plan Alignment: Stewardship, Reliability

Project Forecast Year (FY)	Forecast
2024	\$ -
2025	\$ 2,760,000.00
2026	\$ -
2027	\$ -
2028	\$ -
	\$ 2,760,000.00

Impact to Future Operating Budget (Y/N)	FTE Needed (Y/N)
No	No

Project Detail

Project ID:	029	Budget Fiscal Year (FY):	2024
Project Title:	Snow Equipment	Roadway Impacted:	SYSTEM
Fund:	General	Total Project Cost:	\$ 35,000.00
Department:	Engineering		

Description: Snow Plow Truck attachment acquisition, truck mounted temp equipment, spreader truck mounted, ATV

Strategic Plan Alignment: Safety, Reliability

Project Forecast Year (FY)	Forecast
2024	\$ 35,000.00
2025	\$ -
2026	\$ -
2027	\$ -
2028	\$ -
	\$ 35,000.00

Impact to Future Operating Budget (Y/N)	FTE Needed (Y/N)
Yes	No

Project Detail

Project ID:	030	Budget Fiscal Year (FY):	2027-2029
Project Title:	183A Added Capacity (Construction)	Roadway Impacted:	SYSTEM
Fund:	Project	Total Project Cost:	\$ 142,000,000.00
Department:	Engineering		

Description: 183A additional lane in each direction from RM 1431 to Lakeline Mall Drive

Strategic Plan Alignment: Safety, Reliability, Stewardship

Project Forecast Year (FY)	Forecast
2024	\$ -
2025	\$ -
2026	\$ -
2027	\$ 47,249,800.00
2028	\$ 62,999,733.33
	\$ 110,249,533.33

Impact to Future Operating Budget (Y/N)	FTE Needed (Y/N)
Yes	No

Project Detail

Project ID:	031	Budget Fiscal Year (FY):	2023-2024
Project Title:	Barton Skyway Development + Construction	Roadway Impacted:	SYSTEM
Fund:	General	Total Project Cost:	\$ 10,107,058.93
Department:	Engineering		

Description: SB MoPac widening for an auxiliary lane and ramp merge lane between Barton Skyway and Loop 360

Strategic Plan Alignment: Safety, Reliability, Stewardship

Project Forecast Year (FY)	Forecast
2024	\$ 5,300,000.00
2025	\$ -
2026	\$ -
2027	\$ -
2028	\$ -
	\$ 5,300,000.00

Impact to Future Operating Budget (Y/N)	FTE Needed (Y/N)
No	No

Project Detail

Project ID:	041	Budget Fiscal Year (FY):	2027
Project Title:	SB Windsor Exit Ramp	Roadway Impacted:	MOPAC MNLN
Fund:	MoPac General	Total Project Cost:	\$ 440,000.00
Department:	Engineering		

Description: Mopac safety and operational improvements at the Southbound exit to Windsor Road

Strategic Plan Alignment: Safety, Reliability

Project Forecast Year (FY)	Forecast
2024	\$ -
2025	\$ -
2026	\$ -
2027	\$ 440,000.00
2028	\$ -
	\$ 440,000.00

Impact to Future Operating Budget (Y/N)	FTE Needed (Y/N)
No	No

Project Detail

Project ID:	042	Budget Fiscal Year (FY):	2025
Project Title:	Escarpment Turnaround	Roadway Impacted:	MOPAC MNLN
Fund:	MoPac General	Total Project Cost:	\$ 1,120,000.00
Department:	Engineering		

Description: 45SW addition of a Westbound to Eastbound U-Turn at Escarpment Blvd

Strategic Plan Alignment: Safety, Reliability

Project Forecast Year (FY)	Forecast
2024	\$ -
2025	\$ 1,120,000.00
2026	\$ -
2027	\$ -
2028	\$ -
	\$ 1,120,000.00

Impact to Future Operating Budget (Y/N)	FTE Needed (Y/N)
No	No

Project Detail

Project ID:	043	Budget Fiscal Year (FY):	2026
Project Title:	MoPac PFC - Flexible Pavement w/Delineator Replacement	Roadway Impacted:	MOPAC MNLN
Fund:	MoPac General	Total Project Cost:	\$ 11,390,000.00
Department:	Engineering		

Description: 1.5" PFC Mill and Inlay & delineator replacement, Parmer Ln to Cesar Chavez St

Strategic Plan Alignment: Safety, Reliability, Stewardship

Project Forecast Year (FY)	Forecast
2024	\$ -
2025	\$ -
2026	\$ 11,390,000.00
2027	\$ -
2028	\$ -
	\$ 11,390,000.00

Impact to Future Operating Budget (Y/N)	FTE Needed (Y/N)
No	No

Project Detail

Project ID:	047	Budget Fiscal Year (FY):	2026-2030
Project Title:	MoPac South (D/B Construction)	Roadway Impacted:	MOPAC ML S
Fund:	Project	Total Project Cost:	\$ 1,000,000,000.00
Department:	Engineering		

Description: 2 Express Lanes in each direction from Cesar Chavez St. to Slaughter Ln.

Strategic Plan Alignment: Safety, Reliability

Project Forecast Year (FY)	Forecast
2024	\$ -
2025	\$ -
2026	\$ 195,200,000.00
2027	\$ 195,200,000.00
2028	\$ 195,200,000.00
	\$ 585,600,000.00

Impact to Future Operating Budget (Y/N)	FTE Needed (Y/N)
Yes	Yes

Project Detail

Project ID:	048	Budget Fiscal Year (FY):	2028-2033
Project Title:	290E PH IV (Construction - Full Build)	Roadway Impacted:	290E PH IV
Fund:	Project	Total Project Cost:	\$ 1,500,000,000.00
Department:	Engineering		

Description: 3 Tolled Lane and 3 GP lanes in each direction from SH 130 to SH 95

Strategic Plan Alignment: Safety, Reliability, Collaboration

Project Forecast Year (FY)	Forecast
2024	\$ -
2025	\$ -
2026	\$ -
2027	\$ -
2028	\$ 250,000,000.00
	\$ 250,000,000.00

Impact to Future Operating Budget (Y/N)	FTE Needed (Y/N)
Yes	Yes

Project Detail

Project ID:	049	Budget Fiscal Year (FY):	2026-2029
Project Title:	290E Added Capacity	Roadway Impacted:	290E
Fund:	Project	Total Project Cost:	\$ 94,000,000.00
Department:	Engineering		

Description: 290 Phase I & II, 1 additional lane in each direction from US 183 to SH 130

Strategic Plan Alignment: Safety, Reliability, Collaboration

Project Forecast Year (FY)	Forecast
2024	\$ -
2025	\$ -
2026	\$ 8,367,450.00
2027	\$ 8,367,450.00
2028	\$ 25,811,500.00
	\$ 42,546,400.00

Impact to Future Operating Budget (Y/N)	FTE Needed (Y/N)
Yes	No

Project Detail

Project ID:	058	Budget Fiscal Year (FY):	2025
Project Title:	Slab Stabilization for 290E	Roadway Impacted:	290E
Fund:	Renewal & Replacement	Total Project Cost:	\$ 250,000.00
Department:	Engineering		

Description: Slab Stabilization as necessary, locations TBD

Strategic Plan Alignment: Safety, Reliability, Stewardship

Project Forecast Year (FY)	Forecast
2024	\$ -
2025	\$ 250,000.00
2026	\$ -
2027	\$ -
2028	\$ -
	<hr/>
	\$ 250,000.00

Impact to Future Operating Budget (Y/N)	FTE Needed (Y/N)
No	No

Project Detail

Project ID:	059	Budget Fiscal Year (FY):	2025
Project Title:	Slab Stabilization for 290E	Roadway Impacted:	290E
Fund:	Renewal & Replacement	Total Project Cost:	\$ 250,000.00
Department:	Engineering		

Description: Slab Stabilization as necessary, locations TBD

Strategic Plan Alignment: Safety, Reliability, Stewardship

Project Forecast Year (FY)	Forecast
2024	\$ -
2025	\$ 250,000.00
2026	\$ -
2027	\$ -
2028	\$ -
	\$ 250,000.00

Impact to Future Operating Budget (Y/N)	FTE Needed (Y/N)
No	No

Project Detail

Project ID:	060	Budget Fiscal Year (FY):	2026
Project Title:	Slab Stabilization for 290E	Roadway Impacted:	290E
Fund:	Renewal & Replacement	Total Project Cost:	\$ 250,000.00
Department:	Engineering		

Description: Slab Stabilization as necessary, locations TBD

Strategic Plan Alignment: Safety, Reliability, Stewardship

Project Forecast Year (FY)	Forecast
2024	\$ -
2025	\$ -
2026	\$ 250,000.00
2027	\$ -
2028	\$ -
	\$ 250,000.00

Impact to Future Operating Budget (Y/N)	FTE Needed (Y/N)
No	No

Project Detail

Project ID:	061	Budget Fiscal Year (FY):	2027
Project Title:	Slab Stabilization for 290E	Roadway Impacted:	290E
Fund:	Renewal & Replacement	Total Project Cost:	\$ 250,000.00
Department:	Engineering		

Description: Slab Stabilization as necessary, locations TBD

Strategic Plan Alignment: Safety, Reliability, Stewardship

Project Forecast Year (FY)	Forecast
2024	\$ -
2025	\$ -
2026	\$ -
2027	\$ 250,000.00
2028	\$ -
	\$ 250,000.00

Impact to Future Operating Budget (Y/N)	FTE Needed (Y/N)
No	No

Project Detail

Project ID:	062	Budget Fiscal Year (FY):	2027
Project Title:	Slab Stabilization for 183N	Roadway Impacted:	183N
Fund:	Renewal & Replacement	Total Project Cost:	\$ 150,000.00
Department:	Engineering		

Description: Slab Stabilization as necessary, locations TBD

Strategic Plan Alignment: Safety, Reliability, Stewardship

Project Forecast Year (FY)	Forecast
2024	\$ -
2025	\$ -
2026	\$ -
2027	\$ 150,000.00
2028	\$ -
	\$ 150,000.00

Impact to Future Operating Budget (Y/N)	FTE Needed (Y/N)
No	No

Project Detail

Project ID:	065	Budget Fiscal Year (FY):	2024-2027
Project Title:	183A Added Capacity (Design)	Roadway Impacted:	SYSTEM
Fund:	General	Total Project Cost:	\$ 27,000,000.00
Department:	Engineering		

Description: 183A additional lane in each direction from RM 1431 to Lakeline Mall Dr.

Strategic Plan Alignment: Safety, Reliability, Stewardship

Project Forecast Year (FY)	Forecast
2024	\$ 8,714,000.00
2025	\$ 8,714,000.00
2026	\$ 8,714,000.00
2027	\$ 858,000.00
2028	\$ -
	\$ 27,000,000.00

Impact to Future Operating Budget (Y/N)	FTE Needed (Y/N)
Yes	No

Project Detail

Project ID:	066	Budget Fiscal Year (FY):	2024
Project Title:	MoPac South (Preliminary Engineering/Procurement)	Roadway Impacted:	MOPAC ML S
Fund:	General	Total Project Cost:	\$ 7,500,000.00
Department:	Engineering		

Description: 2 Express Lanes in each direction from Cesar Chavez St. to Slaughter Ln.

Strategic Plan Alignment: Safety, Reliability

Project Forecast Year (FY)	Forecast
2024	\$ -
2025	\$ 3,750,000.00
2026	\$ 3,750,000.00
2027	\$ -
2028	\$ -
	\$ 7,500,000.00

Impact to Future Operating Budget (Y/N)	FTE Needed (Y/N)
No	No

Project Detail

Project ID:	067	Budget Fiscal Year (FY):	2024-2026
Project Title:	290E PH IV (Design - Full Build - Schematic/Environmental)	Roadway Impacted:	290E PH IV
Fund:	Project	Total Project Cost:	\$ 50,000,000.00
Department:	Engineering		

Description: 3 Tolled Lane and 3 GP lanes in each direction from SH 130 to SH 95

Strategic Plan Alignment: Safety, Reliability, Collaboration

Project Forecast Year (FY)	Forecast
2024	\$ -
2025	\$ 16,600,000.00
2026	\$ 16,600,000.00
2027	\$ 16,800,000.00
2028	\$ -
	\$ 50,000,000.00

Impact to Future Operating Budget (Y/N)	FTE Needed (Y/N)
Yes	Yes

Project Detail

Project ID:	068	Budget Fiscal Year (FY):	2024
Project Title:	MBGF Improvements - Project #2	Roadway Impacted:	183A
Fund:	Renewal & Replacement	Total Project Cost:	\$ 3,000,000.00
Department:	Engineering		

Description: 183A Ph. I & II MBGF Upgrades to the remaining tolled lanes and ramps

Strategic Plan Alignment: Safety, Stewardship, Innovation

Project Forecast Year (FY)	Forecast
2024	\$ 3,000,000.00
2025	\$ -
2026	\$ -
2027	\$ -
2028	\$ -
	<hr/>
	\$ 3,000,000.00

Impact to Future Operating Budget (Y/N)	FTE Needed (Y/N)
No	No

Project Detail

Project ID:	069	Budget Fiscal Year (FY):	2024
Project Title:	Wall Monitoring - System Wide	Roadway Impacted:	SYSTEM
Fund:	Renewal & Replacement	Total Project Cost:	\$ 300,000.00
Department:	Engineering		

Description: Procurement and implementation of wall monitoring system - System Wide

Strategic Plan Alignment: Safety, Stewardship

Project Forecast Year (FY)	Forecast
2024	\$ 300,000.00
2025	\$ -
2026	\$ -
2027	\$ -
2028	\$ -
	<hr/> \$ 300,000.00

Impact to Future Operating Budget (Y/N)	FTE Needed (Y/N)
No	No

Project Detail

Project ID:	070	Budget Fiscal Year (FY):	2024
Project Title:	MoPac PFC Fog Seal and Surface Repair	Roadway Impacted:	MOPAC MNLN
Fund:	MoPac Operating	Total Project Cost:	\$ 1,800,000.00
Department:	Engineering		

Description: MoPac EL Fog seal + Repair of 5% of area

Strategic Plan Alignment: Safety, Reliability, Stewardship

Project Forecast Year (FY)	Forecast
2024	\$ 1,800,000.00
2025	\$ -
2026	\$ -
2027	\$ -
2028	\$ -
	<hr/> \$ 1,800,000.00

Impact to Future Operating Budget (Y/N)	FTE Needed (Y/N)
No	No

Project Detail

Project ID:	072	Budget Fiscal Year (FY):	2024
Project Title:	45SW at 1626 Intersection	Roadway Impacted:	45SW
Fund:	Renewal & Replacement	Total Project Cost:	\$ 1,300,000.00
Department:	Engineering		

Description: Milling off PFC and replacing with HMA at the 45SW & FM 1626 Intersection

Strategic Plan Alignment: Safety, Reliability, Stewardship

Project Forecast Year (FY)	Forecast
2024	\$ 1,300,000.00
2025	\$ -
2026	\$ -
2027	\$ -
2028	\$ -
	\$ 1,300,000.00

Impact to Future Operating Budget (Y/N)	FTE Needed (Y/N)
Yes	No

Project Detail

Project ID:	073	Budget Fiscal Year (FY):	2024
Project Title:	Badger Pond Repair	Roadway Impacted:	183A
Fund:	Renewal & Replacement	Total Project Cost:	\$ 405,000.00
Department:	Engineering		

Description: Repairing pond outfall and replacing sedimentation basin base

Strategic Plan Alignment: Safety, Stewardship

Project Forecast Year (FY)	Forecast
2024	\$ 405,000.00
2025	\$ -
2026	\$ -
2027	\$ -
2028	\$ -
	<hr/> \$ 405,000.00

Impact to Future Operating Budget (Y/N)	FTE Needed (Y/N)
Yes	No

Project Detail

Project ID:	074	Budget Fiscal Year (FY):	2024
Project Title:	290E Maintenance Yard Pond Expansion	Roadway Impacted:	290E
Fund:	General	Total Project Cost:	\$ 35,000.00
Department:	Engineering		

Description: Water quality pond expansion related to parking lot expansion at the 290E maintenance yard

Strategic Plan Alignment: Stewardship, Reliability

Project Forecast Year (FY)	Forecast
2024	\$ 35,000.00
2025	\$ -
2026	\$ -
2027	\$ -
2028	\$ -
	<hr/>
	\$ 35,000.00

Impact to Future Operating Budget (Y/N)	FTE Needed (Y/N)
No	No

Project Detail

Project ID:	075	Budget Fiscal Year (FY):	2024
Project Title:	290E Maintenance Yard Expansion	Roadway Impacted:	290E
Fund:	General	Total Project Cost:	\$ 85,000.00
Department:	Engineering		

Description: Parking Lot expansion at the 290E maintenance yard

Strategic Plan Alignment: Stewardship, Reliability

Project Forecast Year (FY)	Forecast
2024	\$ 85,000.00
2025	\$ -
2026	\$ -
2027	\$ -
2028	\$ -
	<hr/>
	\$ 85,000.00

Impact to Future Operating Budget (Y/N)	FTE Needed (Y/N)
No	No

Project Detail

Project ID:	077	Budget Fiscal Year (FY):	2024
Project Title:	CTB Delineator - 100' Spacing, 290@183, 290@130, 183@71, 71@130, 45SW@MoPac	Roadway Impacted:	SYSTEM
Fund:	Renewal & Replacement	Total Project Cost:	\$ 62,700.00
Department:	Engineering		

Description: Replacement of Concrete Traffic Barrier (CTB) Delineators

Strategic Plan Alignment: Safety, Stewardship

Project Forecast Year (FY)	Forecast
2024	\$ 62,700.00
2025	\$ -
2026	\$ -
2027	\$ -
2028	\$ -
	<hr/> \$ 62,700.00

Impact to Future Operating Budget (Y/N)	FTE Needed (Y/N)
No	No

Project Detail

Project ID:	078	Budget Fiscal Year (FY):	2024
Project Title:	CTB Delineator - 100' Spacing, MoPac EL, South of FM 2222	Roadway Impacted:	MOPAC MNLN
Fund:	MoPac General	Total Project Cost:	\$ 32,350.00
Department:	Engineering		

Description: Replacement of Concrete Traffic Barrier (CTB) Delineators

Strategic Plan Alignment: Safety, Stewardship

Project Forecast Year (FY)	Forecast
2024	\$ 32,350.00
2025	\$ -
2026	\$ -
2027	\$ -
2028	\$ -
	<hr/>
	\$ 32,350.00

Impact to Future Operating Budget (Y/N)	FTE Needed (Y/N)
No	No

Project Detail

Project ID:	079	Budget Fiscal Year (FY):	2024
Project Title:	CTB Delineator - 100' Spacing, MoPac EL, North of FM 2222	Roadway Impacted:	MOPAC MNLN
Fund:	MoPac General	Total Project Cost:	\$ 37,150.00
Department:	Engineering		

Description: Replacement of Concrete Traffic Barrier (CTB) Delineators

Strategic Plan Alignment: Safety, Stewardship

Project Forecast Year (FY)	Forecast
2024	\$ 37,150.00
2025	\$ -
2026	\$ -
2027	\$ -
2028	\$ -
	<hr/>
	\$ 37,150.00

Impact to Future Operating Budget (Y/N)	FTE Needed (Y/N)
Yes	No

Project Detail

Project ID:	080	Budget Fiscal Year (FY):	2024
Project Title:	CTB Delineator - 100' Spacing, 45SW	Roadway Impacted:	45SW
Fund:	Renewal & Replacement	Total Project Cost:	\$ 15,200.00
Department:	Engineering		

Description: Replacement of Concrete Traffic Barrier (CTB) Delineators

Strategic Plan Alignment: Safety, Stewardship

Project Forecast		Forecast
Year (FY)		
2024	\$	15,200.00
2025	\$	-
2026	\$	-
2027	\$	-
2028	\$	-
	\$	15,200.00

Impact to Future Operating Budget (Y/N)	FTE Needed (Y/N)
No	No

Project Detail

Project ID:	085	Budget Fiscal Year (FY):	2025
Project Title:	Trails - SUP/Sidewalk	Roadway Impacted:	SYSTEM
Fund:	General	Total Project Cost:	\$ 4,000,000.00
Department:	Engineering		

Description: Project Call; connecting our trail system with other entities

Strategic Plan Alignment: Safety, Reliability, Stewardship

Project Forecast Year (FY)	Forecast
2024	\$ -
2025	\$ 1,000,000.00
2026	\$ 1,000,000.00
2027	\$ 1,000,000.00
2028	\$ 1,000,000.00
	\$ 4,000,000.00

Impact to Future Operating Budget (Y/N)	FTE Needed (Y/N)
Yes	No



CENTRAL TEXAS REGIONAL
MOBILITY AUTHORITY

3300 N IH-35, Suite 300
Austin, TX 78705

**GENERAL MEETING OF THE BOARD OF DIRECTORS
OF THE
CENTRAL TEXAS REGIONAL MOBILITY AUTHORITY**

RESOLUTION NO. 23-044

**APPROVING AN INTERLOCAL AGREEMENT TO PROVIDE
TRANSPONDER TRANSACTION PROCESSING SERVICES TO THE
CAMERON COUNTY REGIONAL MOBILITY AUTHORITY**

WHEREAS, by Resolution No. 20-088, dated December 16, 2020, the Board approved an interlocal agreement with the Cameron County Regional Mobility Authority (“CCRMA”) under Chapter 791 of the Texas Government Code and Section 370.033 of the Transportation Code by which the Mobility Authority provided toll processing and collection services to CCRMA; and

WHEREAS, the current interlocal agreement with CCRMA expired on August 31, 2023; and

WHEREAS, CCRMA has requested that the Mobility Authority continue providing them transponder transaction processing services; and


WHEREAS, the Executive Director and CCRMA have negotiated a new interlocal agreement whereby the Mobility Authority would continue providing transponder transaction processing services to CCRMA with all costs associated with the services to be borne by CCRMA, including a proportionate share of the annual interoperability hub software and hardware maintenance costs; and

WHEREAS, the Executive Director recommends that the Board approve the proposed interlocal agreement with CCRMA in the form or substantially the same form attached hereto as Exhibit A.

NOW THEREFORE, BE IT RESOLVED that the Board hereby approves the proposed interlocal agreement with CCRMA to continue providing transponder transaction processing services and authorizes the Executive Director to finalize and execute the interlocal agreement on behalf of the Mobility Authority in the form or substantially the same form as Exhibit A hereto.

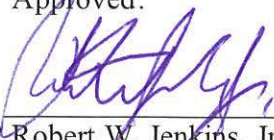
Adopted by the Board of Directors of the Central Texas Regional Mobility Authority on the 25th day of October 2023.

Submitted and reviewed by:



James M. Bass
Executive Director

Approved:



Robert W. Jenkins, Jr.
Chairman, Board of Directors

Exhibit A

INTERLOCAL AGREEMENT

THIS INTERLOCAL AGREEMENT (the “Agreement”) is made and entered into effective as of the October 1, 2023, by and between the CENTRAL TEXAS REGIONAL MOBILITY AUTHORITY (“CTRMA”) and the CAMERON COUNTY REGIONAL MOBILITY AUTHORITY (“CCRMA”), political subdivisions of the State of Texas (collectively, the “Parties”).

WITNESSETH:

WHEREAS, CTRMA is a regional mobility authority created pursuant to the request of Travis and Williamson Counties and operating pursuant to Chapter 370 of the Texas Transportation Code (the “RMA Act”) and 43 TEX. ADMIN. CODE §§ 26.1 *et seq.* (the “RMA Rules”); and

WHEREAS, CTRMA is a party to the Central United States Interoperability Agreement and the Southern States Interoperability Agreement (collectively, the “Interoperability Agreements”), through which toll transactions on various tolled facilities throughout the central and southeast United States are processed and credited to the operator of the facility on which the transaction occurred; and

WHEREAS, CTRMA has developed a proprietary Data Platform System (“DPS”) to submit transactions to the Central United States Interoperability Hub and the South-East Interoperability Hub (collectively, the “Interoperability Hubs”) for processing pursuant to the Interoperability Agreements; and

WHEREAS, CCRMA is a regional mobility authority created pursuant to the request of Cameron County and operating pursuant to the RMA Act and the RMA Rules; and

WHEREAS, CCRMA currently operates the SH 550 Phase I, Segment 1, Direct Connectors and North Port Spur facilities (collectively, the “CCRMA Projects”) and

WHEREAS, CCRMA is in need of transponder-based toll transaction processing services related to the CCRMA Projects and potentially other future transportation projects; and

WHEREAS, Chapter 791 of the Texas Government Code provides that any one or more public agencies may contract with each other for the performance of governmental functions or services in which the contracting parties are mutually interested; and

WHEREAS, Section 370.033 of the RMA Act provides that a regional mobility authority may enter into contracts or agreements with another governmental entity; and

WHEREAS, the Parties have agreed that it would be to their mutual benefit for CTRMA to facilitate the processing of CCRMA’s transactions with CTRMA’s connection to the Interoperability Hubs through its DPS and the Interoperability Agreements; and

WHEREAS, this Interlocal Agreement is made in accordance with TEX. GOV'T CODE § 791.025 to the extent applicable;

NOW, THEREFORE, in consideration of the mutual covenants and agreements herein contained, the undersigned Parties agree as follows:

I. FINDINGS

Recitals. The recitals set forth above are incorporated herein for all purposes and are found by the Parties to be true and correct. It is further found and determined that the Parties have authorized and approved the Agreement by resolution or order adopted by their respective governing bodies, and that this Agreement will be in full force and effect when approved by each party.

II. ACTIONS

1. Provision of Services. Subject to the terms of this Agreement, CTRMA and/or its consultants shall facilitate CCRMA's utilization of the resources and services provided through (i) CTRMA's DPS; (ii) the Interoperability Agreements; and (iii) any amendments or successor agreements, in connection with the provision of transponder-based transaction processing for the CCRMA Projects and any future CCRMA transportation projects.

2. Transponder-based Transactions and Associated Expenses. CTRMA shall submit transponder-based transactions received from CCRMA's Kapsch Project Host Server to the Interoperability Hubs (or any subsequent hub established for transaction processing). The Scope of Services associated with transponder-based transaction processing provided for hereunder is set forth on Attachment "A"; and the fees for such services are set forth on Attachment "B".

3. Associated Expenses. CTRMA is periodically assessed certain costs for maintenance, hardware, software, third party audits, required testing, host server processing enhancements and other miscellaneous costs as a party to the Central United States Interoperability Agreement. Such costs are borne by all the parties to that agreement based on the relative volume of transactions processed for each party in relation to the total volume of transactions processed by the Central United States Interoperability Hub. Because costs are charged to CTRMA as a result of CCRMA's transactions, CCRMA shall reimburse CTRMA for the portion of CTRMA's costs that are attributable to the proportional volume of CCRMA's transactions. The calculation will be based on CCRMA and CTRMA transactions for the previous calendar year. In the event that changes occur to cost sharing under either of the Interoperability Agreements or CCRMA becomes a direct party to either of the Interoperability Agreements or the Interoperability Hubs, the Parties agree to amend this Agreement as necessary to accommodate the changes.

III.
GENERAL AND MISCELLANEOUS

1. Term and Termination. Subject to the following, this Agreement shall be effective as of the date first written above and shall continue in full force and effect until August 31, 2028, unless otherwise terminated as set forth below:

- a. if the Central United States Interoperability Agreement or the Southern States Interoperability Agreement is terminated, this Agreement shall terminate on the same day that the Central United States Interoperability Agreement or the Southern States Interoperability Agreement terminates. CTRMA shall give CCRMA written notice of the termination within five (5) business days of the termination;
- b. either party may terminate this Agreement upon ninety (90) days written notice to the other; or
- c. this Agreement may be terminated by mutual written agreement of the Parties.

2. Prior Written Agreements. This Agreement is without regard to any and all prior written contracts or agreements between the Parties regarding any other subject matter and does not modify, amend, ratify, confirm, or renew any such other prior contract or agreement between the Parties.

3. Other Services. Nothing in this Agreement shall be deemed to create, by implication or otherwise, any duty or responsibility of either of the Parties to undertake or not to undertake any other service, or to provide or not to provide any service, except as specifically set forth in this Agreement or in a separate written instrument executed by both Parties.

4. Governmental Immunity. Nothing in this Agreement shall be deemed to waive, modify, or amend any legal defense available at law or in equity to either of the Parties nor to create any legal rights or claims on behalf of any third party. Neither of the Parties waives, modifies, or alters to any extent whatsoever the availability of the defense of governmental immunity under the laws of the State of Texas and of the United States.

5. Amendments and Modifications. This Agreement may not be amended or modified except in writing and executed by both Parties to this Agreement and authorized by their respective governing bodies.

6. Severability. If any provision of this Agreement shall be held invalid or unenforceable by any court of competent jurisdiction, such holding shall not invalidate or render unenforceable any other provision hereof, but rather this entire Agreement will be construed as if not containing the particular invalid or unenforceable provision(s), and the rights and obligations of the Parties shall be construed and enforced in accordance therewith. The Parties acknowledge that if any provision of this Agreement is determined to be invalid or unenforceable, it is their desire and intention that such provision be reformed and construed in such a manner that it will, to the maximum extent practicable, give effect to the intent of this Agreement and be deemed to be validated and enforceable.


7. **Execution in Counterparts.** This Agreement may be simultaneously executed in several counterparts, each of which shall be an original and all of which shall be considered fully executed as of the date first written above, when both Parties have executed an identical counterpart, notwithstanding that all signatures may not appear on the same counterpart.

IN WITNESS WHEREOF, the Parties have executed and attested this Agreement by their officers thereunto duly authorized.

**CENTRAL TEXAS REGIONAL
MOBILITY AUTHORITY**

By: _____
James M. Bass
Executive Director

**CAMERON COUNTY
REGIONAL MOBILITY AUTHORITY**

By:  _____
Pete Sepulveda, Jr.
Executive Director

ATTACHMENT "A"

SCOPE OF SERVICES-TRANSPONDER TRANSACTIONS

1. CCRMA shall submit transponder-based transactions to CTRMA's DPS through CCRMA's Kapsch Project Host Server.
2. CTRMA shall submit transponder-based transactions received from CCRMA to the Interoperability Hubs (or any subsequent hub established for transaction processing), in accordance with the approved interoperable business rules and interface control documents. CTRMA will ensure the transactions are submitted to the Interoperability Hubs but does not guarantee any performance related to acceptance by the Interoperability Hubs, collections or payment.
3. CTRMA shall collect and distribute to CCRMA toll funds collected on behalf of CCRMA within two weeks after CTRMA has received funds due from the last of the other toll agencies remitting funds for CTRMA and/or CCRMA transactions for the preceding month. CTRMA will only forward funds to CCRMA that it receives related to CCRMA's transactions. CTRMA bears no responsibility for funds that have not been reconciled or paid. Payments due to CCRMA shall be made via wire transfer to Texas Regional Bank.
4. CTRMA shall provide timely assistance to CCRMA in properly reconciling the payments from CTRMA to CCRMA.
5. CTRMA shall make a good faith effort to include CCRMA in the review of toll transaction processing agreements that affect the processing of CCRMA transactions or may result in a change to the toll transaction fee structure or performance measures.
6. Either directly or through access to consultant-provided systems and reports, CTRMA shall make all reasonable efforts to provide to CCRMA the same access to information and reports that CTRMA requires to audit, reconcile, or resolve customer service or financial related matters related to electronic toll transactions.
7. CTRMA shall make all reasonable efforts to provide to CCRMA the same ownership of toll transaction related information that CTRMA is afforded through their consultant agreements.
8. Per Article II.3 of the Agreement, CCRMA will reimburse CTRMA for a proportional share of certain actual costs incurred as a party to the Central United States Interoperability Agreement.

ATTACHMENT “B”

TRANSPONDER TRANSACTION FEES

Transactions submitted to the Central United States Interoperability Hub through CTRMA shall be processed at the cost prescribed in the Central United States Interoperability Agreement. The current transaction fees are \$0.05 + 3% of the toll for each transaction or a minimum of \$0.08. These fees will be deducted from the amounts due to CCRMA.

Transactions submitted to the Southern States Interoperability Hub through CTRMA shall be processed at the cost prescribed in the Southern States Interoperability Agreement. The current transaction fees are 3% of the toll for each transaction. These fees will be deducted from the amounts due to CCRMA.

CTRMA DATA PLATFORM TRANSACTION PROCESSING FEES

Transactions submitted to CTRMA’s Data Platform System (DPS) through CCRMA’s Kapsch Project Host Server shall be processed at a cost of \$0.0163 for each transaction. These fees will be deducted from the amounts due to CCRMA.