

**MEETING OF THE AUDIT COMMITTEE
OF THE
CENTRAL TEXAS REGIONAL MOBILITY AUTHORITY**

RESOLUTION NO. 18-011

**APPROVING A LETTER OF ENGAGEMENT FOR
INDEPENDENT AUDITING SERVICES**

WHEREAS, the Mobility Authority is required to have an annual financial and compliance audit of its books and records in accordance with 43 *Texas Administrative Code* §26.61; and

WHEREAS, in February 2015, the Central Texas Regional Mobility Authority's (Mobility Authority) Chief Financial Officer and Controller issued a request for qualifications to procure a firm to perform financial and auditing services for a period of three (3) years with two (2) one-year options to be exercisable by the Mobility Authority in its sole discretion; and

WHEREAS, responses were submitted by four firms and, after evaluating each response using the scoring criteria set forth in the request for qualifications, the Chief Financial Officer and Controller recommended that the Board retain Padgett, Stratemann & Co., L.L.P. (now known as RSM US LLP); and

WHEREAS, by Resolution No. 15-017, dated March 25, 2015, the Mobility Authority's Audit Committee authorized the Executive Director to negotiate and execute a contract with Padgett, Stratemann & Co., L.L.P. (now known as RSM US LLP) to provide independent auditing services to the Mobility Authority; and

WHEREAS, the initial term of the contract has expired and the Chief Financial Officer and Controller recommend that the first option to extend the contract with RSM US LLP (formerly Padgett, Stratemann & Co., L.L.P.) be exercised; and

WHEREAS, the Chief Financial Officer further recommends that the Audit Committee approve the letter of engagement from RSM US LLP to provide an independent audit of the finances of the Mobility Authority for the fiscal year ending on June 30, 2018, which is attached hereto as Exhibit A.

NOW THEREFORE, BE IT RESOLVED, that the Audit Committee hereby exercises the first option to extend the contract with RSM US LLP for an additional year; and

BE IT FURTHER RESOLVED, that the Audit Committee approves the letter of engagement with RSM US LLP and authorizes the Chief Financial Officer to execute the letter of engagement on behalf of the Mobility Authority in the form or substantially the form as is attached hereto as Exhibit A.

Adopted by the Audit Committee of the Board of Directors of the Central Texas Regional Mobility Authority on the 25th day of April 2018.

Submitted and reviewed by:


Geoffrey Petrov, General Counsel

Approved:


David Singleton
Chairman, Audit Committee

Exhibit A



RSM US LLP

811 Barton Springs Road
Suite 500
Austin, Texas 78704

T +1 512 476 0717

www.rsmus.com

April 6, 2018

William Chapman, CFO
Central Texas Regional Mobility Authority
3300 North IH-35, Suite 300
Austin, Texas 78704

Dear Mr. Chapman:

The Objective and Scope of the Audit of the Financial Statements

You have requested that we audit the financial statements of Central Texas Regional Mobility Authority's (the Mobility Authority) business-type activities as of and for the year ending June 30, 2018, which comprise the basic financial statements. Management is responsible for the preparation of the required supplementary information (RSI) and supplementary information presented in relation to the financial statements as a whole in accordance with accounting principles generally accepted in the United States of America. We are pleased to confirm our acceptance and our understanding of this audit engagement by means of this letter.

Our audit will be conducted with the objective of our expressing an opinion on the financial statements.

We will also perform the audit of the Mobility Authority as of June 30, 2018 so as to satisfy the audit requirements imposed by the Single Audit Act and Subpart F of Title 2 U.S. Code of Federal Regulations (CFR) Part 200, *Uniform Administrative Requirements, Cost Principles, and Audit Requirements for Federal Awards* (Uniform Guidance), and the State of Texas Single Audit Circular and the Uniform Grant Management Standards.

The Responsibilities of the Auditor

We will conduct our audit in accordance with auditing standards generally accepted in the United States of America (GAAS); *Government Auditing Standards* issued by the Comptroller General of the United States (GAS); the provisions of the Single Audit Act; Subpart F of Title 2 U.S. CFR Part 200, *Uniform Administrative Requirements, Cost Principles, and Audit Requirements for Federal Awards*; and the U.S. Office of Management and Budget's (OMB) Compliance Supplement and the State of Texas Uniform Grant Management Standards (UGMS). Those standards, regulations and guides require that we plan and perform the audit to obtain reasonable assurance about whether the financial statements are free from material misstatement. An audit involves performing procedures to obtain audit evidence about the amounts and disclosures in the financial statements. The procedures selected depend on the auditor's judgment, including the assessment of the risks of material misstatement of the financial statements, whether due to fraud or error. An audit also includes evaluating the appropriateness of accounting policies used and the reasonableness of significant accounting estimates made by management, as well as evaluating the overall presentation of the financial statements.

Because of the inherent limitations of an audit, together with the inherent limitations of internal control, an unavoidable risk that some material misstatements may not be detected exists, even though the audit is properly planned and performed in accordance with GAAS. Also, an audit is not designed to detect errors or fraud that are immaterial to the financial statements. The determination of abuse is subjective; therefore, GAS does not expect us to provide reasonable assurance of detecting abuse.

THE POWER OF BEING UNDERSTOOD
AUDIT | TAX | CONSULTING

In making our risk assessments, we consider internal control relevant to the Mobility Authority's preparation and fair presentation of the financial statements in order to design audit procedures that are appropriate in the circumstances but not for the purpose of expressing an opinion on the effectiveness of the entity's internal control. However, we will communicate to you in writing concerning any significant deficiencies or material weaknesses in internal control relevant to the audit of the financial statements that we have identified during the audit.

We will also communicate to the Audit Committee of the Board of Directors (a) any fraud involving senior management and fraud (whether caused by senior management or other employees) that causes a material misstatement of the financial statements that becomes known to us during the audit, and (b) any instances of noncompliance with laws and regulations that we become aware of during the audit (unless they are clearly inconsequential).

The funds that you have told us are maintained by the Mobility Authority and that are to be included as part of our audit are the same as those reported in the prior year's financial statements.

The federal and state financial assistance programs and awards that you have told us that the Mobility Authority participates in and that are to be included as part of the single audit are comparable to those reported in the prior year's financial statements.

We are responsible for the compliance audit of major programs under the Uniform Guidance and the Texas UGMS, including the determination of major programs, the consideration of internal control over compliance, and reporting responsibilities.

Our reports on internal control will include any significant deficiencies and material weaknesses in controls of which we become aware as a result of obtaining an understanding of internal control and performing tests of internal control consistent with requirements of the standards and circulars identified above. Our reports on compliance matters will address material errors, fraud, abuse, violations of compliance obligations, and other responsibilities imposed by state and federal statutes and regulations or assumed by contracts; and any state or federal grant, entitlement or loan program questioned costs of which we become aware, consistent with requirements of the standards, guides and circulars identified above.

The Responsibilities of Management and Identification of the Applicable Financial Reporting Framework

Our audit will be conducted on the basis that management and, when appropriate, those charged with governance acknowledge and understand that they have responsibility:

1. For the preparation and fair presentation of the financial statements in accordance with accounting principles generally accepted in the United States of America;
2. To evaluate subsequent events through the date the financial statements are issued or available to be issued, and to disclose the date through which subsequent events were evaluated in the financial statements. Management also agrees that it will not evaluate subsequent events earlier than the date of the management representation letter referred to below;
3. For the design, implementation and maintenance of internal control relevant to the preparation and fair presentation of financial statements that are free from material misstatement, whether due to fraud or error;
4. For establishing and maintaining effective internal control over financial reporting, and for informing us of all significant deficiencies and material weaknesses in the design or operation of such controls of which it has knowledge;

5. For report distribution; and
6. To provide us with:
 - a. Access to all information of which management is aware that is relevant to the preparation and fair presentation of the financial statements such as records, documentation and other matters;
 - b. Additional information that we may request from management for the purpose of the audit; and
 - c. Unrestricted access to persons within the entity from whom we determine it necessary to obtain audit evidence;

As part of our audit process, we will request from management and, when appropriate, those charged with governance, written confirmation concerning representations made to us in connection with the audit, including among other items:

1. That management has fulfilled its responsibilities as set out in the terms of this letter; and
2. That it believes the effects of any uncorrected misstatements aggregated by us during the current engagement and pertaining to the latest period presented are immaterial, both individually and in the aggregate, to the financial statements taken as a whole.

Management is responsible for identifying and ensuring that the Mobility Authority complies with the laws and regulations applicable to its activities, and for informing us about all known material violations of such laws or regulations. In addition, management is responsible for the design and implementation of programs and controls to prevent and detect fraud or abuse, and for informing us about all known or suspected fraud or abuse affecting the entity involving management, employees who have significant roles in internal control, and others where the fraud or abuse could have a material effect on the financial statements or compliance. Management is also responsible for informing us of its knowledge of any allegations of fraud or abuse, or suspected fraud or abuse, affecting the entity received in communications from employees, former employees, analysts, regulators or others.

Management is responsible for the preparation of the supplementary information in accordance with accounting principles generally accepted in the United States of America. Management agrees to include the auditor's report on the supplementary information in any document that contains the supplementary information and indicates that the auditor has reported on such supplementary information. Management also agrees to present the supplementary information with the audited financial statements or, if the supplementary information will not be presented with audited financial statements, to make the audited financial statements readily available to the intended users of the supplementary information no later than the date of issuance of the supplementary information and the auditor's report thereon.

Because the audit will be performed in accordance with the Texas UGMS, the Single Audit Act and the Uniform Guidance, management is responsible for (a) identifying all federal and state awards received; (b) preparing the schedules of expenditures of federal and state awards (including notes and noncash assistance received) in accordance with Uniform Guidance and Texas UGMS requirements; (c) internal control over compliance; (d) compliance with federal and state statutes, regulations, and the terms and conditions of federal and state awards; (e) making us aware of significant vendor relationships where the vendor is responsible for program compliance (f) following up and taking corrective action on audit findings, including the preparation of a summary schedule of prior audit findings and a corrective action plan; and (g) submitting the reporting package and data collection form.

The Board of Directors is responsible for informing us of its views about the risks of fraud or abuse within the entity, and its knowledge of any fraud or abuse or suspected fraud or abuse affecting the entity.

Our association with an official statement is a matter for which separate arrangements will be necessary. The Mobility Authority agrees to provide us with printer's proofs or masters of such offering documents for our review and approval before printing, and with a copy of the final reproduced material for our approval before it is distributed. In the event our auditor/client relationship has been terminated when the Mobility Authority seeks such consent, we will be under no obligation to grant such consent or approval.

You have informed us that you may issue public debt in the future and that you may include our report on your financial statements in the offering statement. You have further informed us that you do not intend for us to be associated with the proposed offering.

We agree that our association with any proposed offering is not necessary, providing the Mobility Authority agrees to clearly indicate that we are not associated with the contents of any such official statement or memorandum. The Mobility Authority agrees that the following disclosure will be prominently displayed in any such official statement or memorandum:

RSM US LLP, our independent auditor, has not been engaged to perform, and has not performed, since the date of its report included herein, any procedures on the financial statements addressed in that report. RSM US LLP also has not performed any procedures relating to this official statement.

Because RSM US LLP will rely on the Mobility Authority and its management and Board of Directors to discharge the foregoing responsibilities, the Mobility Authority holds harmless and releases RSM US LLP and its partners and employees from all claims, liabilities, losses and costs arising in circumstances where there has been a knowing misrepresentation by a member of the Mobility Authority's management that has caused, in any respect, RSM US LLP's breach of contract or negligence. This provision shall survive the termination of this arrangement for services.

Records and Assistance

If circumstances arise relating to the condition of the Mobility Authority's records, the availability of appropriate audit evidence or indications of a significant risk of material misstatement of the financial statements because of error, fraudulent financial reporting or misappropriation of assets which, in our professional judgment, prevent us from completing the audit or forming an opinion, we retain the unilateral right to take any course of action permitted by professional standards, including declining to express an opinion or issue a report, or withdrawing from the engagement.

During the course of our engagement, we may accumulate records containing data that should be reflected in the Mobility Authority's books and records. The Mobility Authority will determine that all such data, if necessary, will be so reflected. Accordingly, the Mobility Authority will not expect us to maintain copies of such records in our possession.

The assistance to be supplied by the Mobility Authority personnel will be described in a client participation list, which will outline the specific schedules and analyses that should be completed by the Mobility Authority personnel, including the dates when the information should be available to us. The participation list will be provided and agreed to by Mary Temple, Controller. The timely and accurate completion of this work is an essential condition to our completion of the audit and issuance of our audit report.

In connection with our audit, you have requested us to perform certain non-audit services necessary for the preparation of the financial statements, including drafting the financial statements, footnotes, RSI and supplementary information. The GAS independence standards require that the auditor maintain independence so that opinions, findings, conclusions, judgments and recommendations will be impartial and viewed as impartial by reasonable and informed third parties. Before we agree to provide a non-audit service to the Mobility Authority, we determine whether providing such a service would create a significant threat to our independence for GAS audit purposes, either by itself or in aggregate with other non-audit services provided. A critical component of our determination is consideration of management's ability to effectively oversee the non-audit services to be performed. The Mobility Authority has agreed that Mary Temple, Controller possesses suitable skill, knowledge or experience and that the individual understands that she will be responsible for the Mobility Authority's technical review of the financial statements, footnotes, RSI and supplementary information and will coordinate any other requests for non-audit services to be performed. Accordingly, the management of the Mobility Authority agrees to the following:

1. The Mobility Authority has designated Mary Temple, Controller as a senior member of management who possesses suitable skill, knowledge and experience to oversee the services;
2. Mary Temple, Controller will assume all management responsibilities for subject matter and scope of the audit services and support in drafting the financial statements, footnotes and RSI;
3. The Mobility Authority will evaluate the adequacy and results of the services performed; and
4. The Mobility Authority accepts responsibility for the results and ultimate use of the services.

GAS further requires that we establish an understanding with the Mobility Authority's management and those charged with governance of the objectives of the non-audit services, the services to be performed, the entity's acceptance of its responsibilities, the auditor's responsibilities and any limitations of the non-audit services. We believe this letter documents that understanding.

Other Relevant Information

RSM US LLP may mention the Mobility Authority's name and provide a general description of the engagement in RSM US LLP's client lists and marketing materials.

From time to time and depending upon the circumstances, we may use third-party service providers to assist us in providing professional services to you. In such circumstances, it may be necessary for us to disclose confidential client information to them. We enter into confidentiality agreements with all third-party service providers and we are satisfied that they have appropriate procedures in place to prevent the unauthorized release of your confidential information to others.

In accordance with GAS, a copy of our most recent peer review report is enclosed for your information.

Fees, Costs, and Access to Workpapers

Our fees for the services described above are based upon the value of the services performed and the time required by the individuals assigned to the engagement plus directly billed expenses, including travel, meals, and fees for services from other professionals, as well as a charge of 5 percent of fees for all other expenses, including indirect administrative expenses such as technology, research and library databases, communications, photocopying, postage and clerical assistance. Our fee estimate of \$89,500 (which is inclusive of the administrative fee described above) is exclusive of any required state single audits (If a State of Texas single audit is determined to be necessary, the additional cost will be \$9,500 for each major state program.). Based on our planning discussions with CTRMA management, the implementation of new accounting standards such as GASB Statement Nos. 84, 85 or 86 should not require any additional 2018 audit fees. If GASB Statement No. 84 does require separate fiduciary fund reporting in CTRMA's 2018 financial statements, there will be an additional cost of approximately \$3,000.

The base fee estimate described above and completion of our work are based upon the following criteria:

1. Anticipated cooperation from the Mobility Authority personnel
2. Timely responses to our inquiries
3. Timely completion and delivery of client assistance requests and preparation of supplementary schedules and financial statement support
4. Timely communication of all significant accounting and financial reporting matters
5. The assumption that unexpected circumstances will not be encountered during the engagement
6. The assumption of one major program for the Federal single audit
7. Segment reporting requirements will not be required for fiscal year 2018
8. There are no fiduciary fund types or agency funds that are part of the reporting entity

If any of the aforementioned criteria are not met, then fees may increase. Interim billings will be submitted as the work progresses.

Our professional standards require that we perform certain additional procedures, on current and previous years' engagements, whenever a partner or professional employee leaves the firm and is subsequently employed by or associated with a client in a key position. Accordingly, the Mobility Authority agrees it will compensate RSM US LLP for any additional costs incurred as a result of the Mobility Authority's employment of a partner or professional employee of RSM US LLP.

In the event we are requested or authorized by the Mobility Authority or are required by government regulation, subpoena or other legal process to produce our documents or our personnel as witnesses with respect to our engagement for the Mobility Authority, the Mobility Authority will, so long as we are not a party to the proceeding in which the information is sought, reimburse us for our professional time and expenses, as well as the fees and expenses of our counsel, incurred in responding to such requests.

The documentation for this engagement is the property of RSM US LLP. However, you acknowledge and grant your assent that representatives of the cognizant or oversight agency or their designee, other government audit staffs, and the U.S. Government Accountability Office shall have access to the audit documentation upon their request and that we shall maintain the audit documentation for a period of at least three years after the date of the report, or for a longer period if we are requested to do so by the cognizant or oversight agency. Access to requested documentation will be provided under the supervision of RSM US LLP audit personnel and at a location designated by our firm.

Claim Resolution

The Mobility Authority and RSM US LLP agree that no claim arising out of services rendered pursuant to this agreement shall be filed more than two years after the date of the audit report issued by RSM US LLP or the date of this arrangement letter if no report has been issued. The Mobility Authority waives any claim for punitive damages. RSM US LLP's liability for all claims, damages and costs of the Mobility Authority arising from this engagement is limited to the amount of fees paid by the Mobility Authority to RSM US LLP for the services rendered under this arrangement letter.

Information Security - Miscellaneous Terms

RSM US LLP is committed to the safe and confidential treatment of the Mobility Authority's proprietary information. RSM US LLP is required to maintain the confidential treatment of client information in accordance with relevant industry professional standards which govern the provision of services described herein. The Mobility Authority agrees that it will not provide RSM US LLP with any unencrypted electronic confidential or proprietary information, and the parties agree to utilize commercially reasonable measures to maintain the confidentiality of the Mobility Authority's information, including the use of collaborate sites to ensure the safe transfer of data between the parties.

RSM US LLP may terminate this relationship immediately in its sole discretion if RSM US LLP determines that continued performance would result in a violation of law, regulatory requirements, applicable professional standards or RSM US LLP's client acceptance or retention standards, or if the Mobility Authority is placed on a verified sanctioned entity list or if any director or executive of, or other person closely associated with, the Mobility Authority or its affiliates is placed on a verified sanctioned person list, in each case, including but not limited to lists promulgated by the Office of Foreign Assets Control of the U.S. Department of the Treasury, the U.S. State Department, the United Nations Security Council, the European Union or any other relevant sanctioning authority.

If any term or provision of this agreement is determined to be invalid or unenforceable, such term or provision will be deemed stricken and all other terms and provisions will remain in full force and effect.

Reporting

We will issue a written report upon completion of our audit of the Mobility Authority's financial statements. Our report will be addressed to the Board of Directors of the Mobility Authority. We cannot provide assurance that an unmodified opinion will be expressed. Circumstances may arise in which it is necessary for us to modify our opinion, add an emphasis-of-matter or other-matter paragraph(s), or withdraw from the engagement.

In addition to our report on the Mobility Authority's financial statements, we will also issue the following types of reports:

1. A report on the fairness of the presentation of the Mobility Authority's schedules of expenditures of federal and state awards for the year ending June 30, 2018;
2. Reports on internal control related to the financial statements and major programs. These reports will describe the scope of testing of internal control and the results of our tests of internal control;
3. Reports on compliance with laws, regulations, and the provisions of contracts or grant agreements. We will report on any noncompliance that could have a material effect on the financial statements and any noncompliance that could have a material effect, as defined by the Texas UGMS and Subpart F of Title 2 U.S. CFR Part 200, *Uniform Administrative Requirements, Cost Principles, and Audit Requirements for Federal and State Awards*, on each major program;
4. An accompanying schedule of findings and questioned costs.

Electronic Signatures and Counterparts

Each party hereto agrees that any electronic signature of a party to this agreement or any electronic signature to a document contemplated hereby (including any representation letter) is intended to authenticate such writing and shall be as valid, and have the same force and effect, as a manual signature. Any such electronically signed document shall be deemed (i) to be "written" or "in writing," (ii) to have been signed and (iii) to constitute a record established and maintained in the ordinary course of business and an original written record when printed from electronic files. Each party hereto also agrees that electronic delivery of a signature to any such document (via email or otherwise) shall be as effective as manual delivery of a manual signature. For purposes hereof, "electronic signature" includes, but is not limited to, (i) a scanned copy (as a "pdf" (portable document format) or other replicating image) of a manual ink signature, (ii) an electronic copy of a traditional signature affixed to a document, (iii) a signature incorporated into a document utilizing touchscreen capabilities or (iv) a digital signature. This agreement may be executed in one or more counterparts, each of which shall be considered an original instrument, but all of which shall be considered one and the same agreement. Paper copies or "printouts," of such documents if introduced as evidence in any judicial, arbitral, mediation or administrative proceeding, will be admissible as between the parties to the same extent and under the same conditions as other original business records created and maintained in documentary form. Neither party shall contest the admissibility of true and accurate copies of electronically signed documents on the basis of the best evidence rule or as not satisfying the business records exception to the hearsay rule.

This letter constitutes the complete and exclusive statement of agreement between RSM US LLP and the Mobility Authority, superseding all proposals, oral or written, and all other communications with respect to the terms of the engagement between the parties.

Please sign and return a copy of this letter to indicate your acknowledgment of, and agreement with, the arrangements for our audit of the financial statements, including our respective responsibilities.

RSM US LLP



Mike O'Brien, Partner

Confirmed on behalf of Central Texas Regional Mobility Authority:

William Chapman, CFO

Date

**GENERAL MEETING OF THE BOARD OF DIRECTORS
OF THE
CENTRAL TEXAS REGIONAL MOBILITY AUTHORITY**

RESOLUTION NO. 18-012

ACCEPT THE FINANCIAL STATEMENTS FOR MARCH 2018

WHEREAS, the Central Texas Regional Mobility Authority (“Mobility Authority”) is empowered to procure such goods and services as it deems necessary to assist with its operations and to study and develop potential transportation projects, and is responsible to insure accurate financial records are maintained using sound and acceptable financial practices; and

WHEREAS, close scrutiny of the Mobility Authority’s expenditures for goods and services, including those related to project development, as well as close scrutiny of the Mobility Authority’s financial condition and records is the responsibility of the Board and its designees through procedures the Board may implement from time to time; and

WHEREAS, the Board has adopted policies and procedures intended to provide strong fiscal oversight and which authorize the Executive Director, working with the Mobility Authority’s Chief Financial Officer, to review invoices, approve disbursements, and prepare and maintain accurate financial records and reports;

WHEREAS, the Executive Director, working with the Chief Financial Officer, has reviewed and authorized the disbursements necessary for the month of March 2018, and has caused Financial Statements to be prepared and attached to this resolution as Exhibit A; and

NOW THEREFORE, BE IT RESOLVED, that the Board of Directors accept the Financial Statements for March 2018, attached hereto as Exhibit A.

Adopted by the Board of Directors of the Central Texas Regional Mobility Authority on the 25th day of April 2018.

Submitted and reviewed by:



Geoffrey Petrov, General Counsel

Approved:



Ray A. Wilkerson
Chairman, Board of Directors

Exhibit A

Central Texas Regional Mobility Authority
Income Statement
For the Period Ending March 31, 2018

	Budget Amount FY 2018	Actual Year to Date	Percent of Budget	Actual Prior Year to Date
REVENUE				
Operating Revenue				
Toll Revenue - Tags	61,069,539	48,066,976	78.71%	39,825,281
Video Tolls	14,377,753	10,767,849	74.89%	10,701,428
Fee Revenue	6,022,247	3,999,241	66.41%	4,293,076
Total Operating Revenue	81,469,539	62,834,066	77.13%	54,819,785
Other Revenue				
Interest Income	950,000	1,731,094	182.22%	671,494
Grant Revenue	720,000	15,684,676	2178.43%	14,693,679
Reimbursed Expenditures	314,280	11	-	207,873
Misc Revenue	5,500	1,339	24.35%	6,010
Total Other Revenue	1,989,780	17,417,120	875.33%	15,579,056
TOTAL REVENUE	\$83,459,319	\$80,251,186	96.16%	70,398,841
EXPENSES				
Salaries and Benefits				
Salary Expense-Regular	3,520,456	2,675,799	76.01%	2,460,663
Salary Reserve	80,000	-	-	-
TCDRS	515,649	362,701	70.34%	340,320
FICA	165,251	113,590	68.74%	107,582
FICA MED	55,277	38,540	69.72%	36,118
Health Insurance Expense	396,258	250,973	63.34%	241,171
Life Insurance Expense	32,942	6,386	19.39%	6,644
Auto Allowance Expense	10,200	7,650	75.00%	7,650
Other Benefits	153,197	110,580	72.18%	169,535
Unemployment Taxes	19,950	4,233	21.22%	4,398
Total Salaries and Benefits	4,949,181	3,570,451	72.14%	3,374,081

Central Texas Regional Mobility Authority
Income Statement
For the Period Ending March 31, 2018

	Budget			
	Amount FY	Actual Year to	Percent of	Actual Prior
	2018	Date	Budget	Year to Date
Administrative				
Administrative and Office Expenses				
Accounting	10,000	6,211	62.11%	5,938
Auditing	100,000	29,500	29.50%	53,880
Human Resources	15,000	25,239	168.26%	13,864
Legal	-	28,983	-	-
IT Services	103,500	82,570	79.78%	55,993
Internet	4,125	3,256	78.93%	1,406
Software Licenses	49,800	23,869	47.93%	61,601
Cell Phones	18,500	10,944	59.16%	11,471
Local Telephone Service	2,000	8,281	414.05%	11,475
Overnight Delivery Services	850	59	6.97%	63
Local Delivery Services	600	-	-	-
Copy Machine	17,000	10,670	62.76%	11,631
Repair & Maintenance-General	2,500	704	28.16%	2,030
Community Meeting/ Events	2,000	-	-	-
Meeting Expense	15,000	5,790	38.60%	7,469
Public Notices	100	25	25.00%	25
Toll Tag Expense	3,150	1,787	56.74%	1,024
Parking	4,200	531	12.64%	1,293
Mileage Reimbursement	11,200	3,428	30.61%	3,455
Insurance Expense	150,000	129,954	86.64%	111,400
Rent Expense	515,000	398,640	77.41%	400,627
Legal Services	288,000	144,832	50.29%	41,872
Total Administrative and Office Expenses	1,312,525	915,271	69.73%	796,517
Office Supplies				
Books & Publications	6,000	880	14.66%	730
Office Supplies	19,900	9,315	46.81%	14,554
Computer Supplies	46,800	12,060	25.77%	11,452
Copy Supplies	1,000	964	96.37%	673
Other Reports-Printing	8,000	-	-	6,054
Office Supplies-Printed	1,000	1,795	179.51%	635
Misc Materials & Supplies	2,750	-	-	1,098
Postage Expense	900	315	35.04%	358
Total Office Supplies	86,350	25,329	29.33%	35,553

Central Texas Regional Mobility Authority
Income Statement
For the Period Ending March 31, 2018

	Budget Amount FY 2018	Actual Year to Date	Percent of Budget	Actual Prior Year to Date
Communications and Public Relations				
Graphic Design Services	35,000	15,000	42.86%	6,625
Website Maintenance	130,000	26,050	20.04%	101,755
Research Services	110,000	179,589	163.26%	79,059
Communications and Marketing	400,000	139,818	34.95%	252,571
Advertising Expense	330,000	351,260	106.44%	130,057
Direct Mail	10,000	726	7.26%	-
Video Production	31,000	8,904	28.72%	8,820
Photography	11,000	5,110	46.46%	2,954
Radio	10,000	12,153	121.53%	-
Other Public Relations	20,000	38,448	192.24%	5,000
Promotional Items	20,000	-	-	972
Displays	5,000	2,124	42.48%	-
Direct Mail Printing	6,500	-	-	-
Other Communication Expenses	50,500	52,571	104.10%	2,244
Total Communications and Public Relations	1,169,000	831,752	71.15%	590,058
Employee Development				
Subscriptions	3,200	942	29.44%	1,467
Professional Memberships	51,250	35,731	69.72%	35,612
Continuing Education	10,500	694	6.60%	135
Professional Development	4,000	7,780	194.50%	-
Other Licenses	1,750	248	14.17%	257
Seminars and Conferences	42,500	12,232	28.78%	21,344
Travel	97,000	25,385	26.17%	45,250
Total Employee Development	210,200	83,012	39.49%	104,065
Financing and Banking Fees				
Trustee Fees	30,000	21,525	71.75%	19,773
Bank Fee Expense	6,500	3,551	54.64%	4,297
Continuing Disclosure	10,000	9,812	98.12%	-
Arbitrage Rebate Calculation	8,000	8,355	104.44%	6,455
Rating Agency Expense	30,000	15,500	51.67%	15,000
Total Financing and Banking Fees	84,500	58,743	69.52%	45,524
Total Administrative	2,862,575	1,914,108	66.87%	1,571,718

Central Texas Regional Mobility Authority
Income Statement
For the Period Ending March 31, 2018

	Budget Amount FY 2018	Actual Year to Date	Percent of Budget	Actual Prior Year to Date
Operations and Maintenance				
Operations and Maintenance Consulting				
GEC-Trust Indenture Support	155,000	105,581	68.12%	72,358
GEC-Financial Planning Support	50,000	-	-	47
GEC-Toll Ops Support	20,000	-	-	16,569
GEC-Roadway Ops Support	410,000	378,867	92.41%	301,349
GEC-Technology Support	60,000	1,941	3.24%	19,026
GEC-Public Information Support	-	15,921	-	29,111
GEC-General Support	800,000	539,237	67.40%	487,204
General System Consultant	170,000	160,572	94.45%	33,818
Traffic and Revenue Consultant	95,000	67,964	71.54%	68,937
Total Operations and Maintenance Consulting	1,760,000	1,270,084	72.16%	1,028,420
Roadway Operations and Maintenance				
Roadway Maintenance	5,007,401	2,090,680	41.75%	2,196,236
Landscape Maintenance	2,500	-	-	-
Signal & Illumination Maint	5,000	12,554	251.09%	25,041
Maintenance Supplies-Roadway	5,500	91,020	1654.91%	396
Tools & Equipment Expense	1,000	301	30.12%	22
Gasoline	13,700	10,756	78.51%	4,940
Repair & Maintenance-Vehicles	5,000	3,503	70.06%	1,566
Electricity - Roadways	200,000	107,347	53.67%	112,612
Total Roadway Operations and Maintenance	5,240,101	2,316,161	44.20%	2,340,814
Toll Processing and Collection Expense				
Image Processing	1,563,594	1,289,607	82.48%	1,065,011
Tag Collection Fees	4,100,826	5,037,519	122.84%	2,628,500
Court Enforcement Costs	40,000	22,875	57.19%	10,050
DMV Lookup Fees	1,000	325	32.49%	357
Total Processing and Collection Expense	5,705,420	6,350,326	111.30%	3,703,918

Central Texas Regional Mobility Authority
Income Statement
For the Period Ending March 31, 2018

	Budget Amount FY 2018	Actual Year to Date	Percent of Budget	Actual Prior Year to Date
Toll Operations Expense				
Generator Fuel	5,000	42	0.84%	88
Fire and Burglar Alarm	500	370	74.02%	276
Refuse	1,700	985	57.96%	1,051
Telecommunications	120,000	51,856	43.21%	43,971
Water	22,000	3,633	16.52%	11,329
Electricity	2,500	1,011	40.44%	1,641
ETC spare parts expense	20,000	-	-	-
Repair & Maintenance Toll Equip	5,000	-	-	11,928
Law Enforcement	275,000	214,737	78.09%	159,999
ETC Maintenance Contract	1,755,098	1,151,687	65.62%	820,182
ETC Toll Management Center System Operation	294,588	1,364	0.46%	73,647
ETC Development	500,000	-	-	-
ETC Testing	25,000	-	-	-
Total Toll Operations Expense	3,026,386	1,425,686	47.11%	1,124,112
Total Operations and Maintenance	15,731,907	11,362,257	72.22%	8,197,264
Other Expenses				
Special Projects and Contingencies				
HERO	720,000	572,391	79.50%	797,867
Special Projects	113,000	-	-	151,088
71 Express Net Revenue Payment	2,280,600	2,088,680	91.58%	-
Other Contractual Svcs	150,000	47,720	31.81%	59,164
Contingency	250,000	828	0.33%	10,578
Total Special Projects and Contingencies	3,513,600	2,709,619	77.12%	1,018,697

Central Texas Regional Mobility Authority
Income Statement
For the Period Ending March 31, 2018

	Budget Amount FY 2018	Actual Year to Date	Percent of Budget	Actual Prior Year to Date
Non Cash Expenses				
Amortization Expense	385,000	379,753	98.64%	287,832
Amort Expense - Refund Savings	1,034,000	776,892	75.13%	774,440
Dep Exp- Furniture & Fixtures	2,620	1,960	74.82%	1,825
Dep Expense - Equipment	16,050	12,757	79.48%	11,494
Dep Expense - Autos & Trucks	19,312	14,167	73.36%	7,372
Dep Expense-Buildng & Toll Fac	177,115	132,653	74.90%	132,836
Dep Expense-Highways & Bridges	18,048,333	15,695,282	86.96%	13,138,499
Dep Expense-Communic Equip	196,115	-	-	147,086
Dep Expense-Toll Equipment	2,756,238	1,850,725	67.15%	2,067,178
Dep Expense - Signs	325,900	244,420	75.00%	244,420
Dep Expense-Land Improvemts	884,934	663,701	75.00%	663,701
Depreciation Expense-Computers	13,210	12,954	98.06%	10,404
Total Non Cash Expenses	23,858,827	19,785,263	82.93%	17,487,087
Total Other Expenses	27,372,427	22,494,882	82.18%	18,505,784
Non Operating Expenses				
Bond issuance expense	1,450,000	170,065	11.73%	1,109,873
Interest Expense	38,074,354	23,886,913	62.74%	23,572,135
Community Initiatives	100,000	50,000	50.00%	28,500
Total Non Operating Expenses	39,624,354	24,106,978	60.84%	24,710,509
TOTAL EXPENSES	\$90,540,444	\$63,448,675	70.08%	\$56,359,355
Net Income	(\$7,081,125)	\$16,802,512		14,039,486

Central Texas Regional Mobility Authority
Balance Sheet
as of March 31, 2018

	as of 03/31/2018	as of 03/31/2017
ASSETS		
Current Assets		
Cash		
Regions Operating Account	\$ 505,786	\$ 706,525
Cash in TexStar	260,436	554,793
Regions Payroll Account	52,090	77,773
Restricted Cash		
Goldman Sachs FSGF 465	122,441,754	232,807,968
Restricted Cash - TexSTAR	165,328,470	133,242,649
Overpayments account	194,294	162,504
Total Cash and Cash Equivalents	<u>288,782,830</u>	<u>367,552,211</u>
Accounts Receivable		
Accounts Receivable	-	14,485
Due From Other Agencies	3,947	-
Due From TTA	1,125,065	629,644
Due From NTTA	660,346	557,804
Due From HCTRA	905,876	656,925
Due From TxDOT	1,465,783	334,404
Interest Receivable	309,154	312,191
Total Receivables	<u>4,470,171</u>	<u>2,505,453</u>
Short Term Investments		
Agencies	79,973,214	165,650,922
Total Short Term Investments	<u>79,973,214</u>	<u>165,650,922</u>
Total Current Assets	<u>373,226,215</u>	<u>535,708,586</u>
Total Construction in Progress	730,706,213	473,995,972
Fixed Assets (Net of Depreciation and Amortization)		
Computer	35,212	29,867
Computer Software	1,003,528	871,084
Furniture and Fixtures	13,286	15,900
Equipment	23,371	1,486
Autos and Trucks	66,177	54,627
Buildings and Toll Facilities	5,157,886	5,334,817
Highways and Bridges	748,824,375	603,496,673
Communication Equipment	-	71,335
Toll Equipment	14,139,270	15,189,517
Signs	10,686,042	11,011,936
Land Improvements	9,960,238	10,845,172
Right of way	88,149,606	87,944,995
Leasehold Improvements	141,805	153,606
Total Fixed Assets	<u>878,200,798</u>	<u>735,021,015</u>
Other Assets		
Intangible Assets-Net	103,741,817	102,576,528
2005 Bond Insurance Costs	4,341,334	4,554,843
Prepaid Insurance	91,999	74,961
Deferred Outflows (pension related)	711,563	780,064
Pension Asset	355,139	202,023
Total Other Assets	<u>109,241,853</u>	<u>108,188,418</u>
Total Assets	<u><u>\$ 2,091,375,079</u></u>	<u><u>\$ 1,852,913,992</u></u>

Central Texas Regional Mobility Authority
Balance Sheet
as of March 31, 2018

	as of 03/31/2018	as of 03/31/2017
LIABILITIES		
Current Liabilities		
Accounts Payable	\$ 15,689,600	\$ 507,926
Construction Payable	-	315,676
Overpayments	197,059	164,999
Interest Payable	12,958,731	13,032,744
Deferred Compensation Payable	142	(1)
TCDRS Payable	88,161	80,240
Medical Reimbursement Payable	-	3,510
Due to other Agencies	2,010,882	-
Due to TTA	1,253,767	-
Due to NTTA	11,137	-
Due to HCTRA	90,353	-
Due to Other Entities	3,145,016	6,831,020
Total Current Liabilities	35,444,847	20,936,115
Long Term Liabilities		
Compensated Absences	182,441	138,927
Deferred Inflows (pension related)	286,449	172,017
Long Term Payables	468,891	310,944
Bonds Payable		
Senior Lien Revenue Bonds:		
Senior Lien Revenue Bonds 2010	72,368,429	67,785,673
Senior Lien Revenue Bonds 2011	15,188,428	14,214,347
Senior Refunding Bonds 2013	139,885,000	144,183,000
Senior Lien Revenue Bonds 2015	298,790,000	298,790,000
Senior Lien Put Bnd 2015	68,785,000	68,785,000
Senior Lien Refunding Revenue Bonds 2016	358,030,000	358,030,000
Sn Lien Rev Bnd Prem/Disc 2013	8,566,706	10,519,973
Sn Lien Revenue Bnd Prem 2015	21,076,475	22,272,980
Sn Lien Put Bnd Prem 2015	4,191,983	6,055,287
Senior lien premium 2016 revenue bonds	52,777,697	57,097,946
Total Senior Lien Revenue Bonds	1,039,659,718	1,047,734,206
Sub Lien Revenue Bonds:		
Sub Refunding Bnds 2013	100,530,000	101,530,000
Sub Debt Refunding Bonds 2016	74,305,000	74,690,000
Sub Refunding 2013 Prem/Disc	1,957,592	2,446,827
Sub Refunding 2016 Prem/Disc	9,371,083	10,243,392
Total Sub Lien Revenue Bonds	186,163,674	188,910,219
Other Obligations		
TIFIA note 2015	261,903	52,317
SIB loan 2015	31,440,762	30,288,390
State Highway Fund Loan 2015	31,440,792	30,288,390
State 45SW Loan	22,080,000	-
2013 American Bank Loan	-	3,570,000
71E TxDOT Obligation - LT	65,000,000	-
Regions 2017 MoPAC Note	17,000,000	-
Total Other Obligations	167,223,458	64,199,096
Total Long Term Liabilities	1,393,515,741	1,301,154,465
Total Liabilities	1,428,960,588	1,322,090,580
NET ASSETS		
Contributed Capital	136,725,550	40,347,060
Net Assets Beginning	508,907,391	476,432,916
Current Year Operations	16,781,550	14,043,437
Total Net Assets	662,414,491	530,823,412
Total Liabilities and Net Assets	\$ 2,091,375,079	\$ 1,852,913,992

Central Texas Regional Mobility Authority
Statement of Cash Flow
as of March 31, 2018

Cash flows from operating activities:

Receipts from toll fees	\$	63,265,408
Receipts from other fees		1,350
Receipts from interest income		16,375
Payments to vendors		(19,890,092)
Payments to employees		(3,538,792)
Net cash flows provided by (used in) operating activities		39,854,249

Cash flows from capital and related financing activities:

Proceeds from notes payable		39,289,372
Receipts from Department of Transportation		28,202,796
Payments on principal		(8,370,000)
Interest payments		(51,142,085)
Acquisition of capital assets		(29,886)
Acquisitions of construction in progress		(177,570,260)
Net cash flows provided by (used in) capital and related financing activities		(169,620,062)

Cash flows from investing activities:

Interest income		1,731,094
Purchase of investments		(132,333,128)
Proceeds from sale or maturity of investments		182,300,999
Net cash flows provided by (used in) investing activities		51,698,966
Net increase (decrease) in cash and cash equivalents		(78,066,848)
Cash and cash equivalents at beginning of period		201,260,772
Cash and cash equivalents at end of period	\$	123,193,924

Reconciliation of change in net assets to net cash provided by operating activities:

Operating income		\$ 24,304,605
Adjustments to reconcile change in net assets to net cash provided by operating activities:		
Depreciation and amortization		19,008,371
Changes in assets and liabilities:		
(Increase) decrease in accounts receivable		425,115
(Increase) decrease in prepaid expenses and other assets		(54,000)
(Decrease) increase in accounts payable		(1,989,623)
Increase (decrease) in accrued expenses		(1,840,219)
Total adjustments		15,549,644
Net cash flows provided by (used in) operating activities	\$	39,854,249

Reconciliation of cash and cash equivalents:

Unrestricted cash and cash equivalents		\$ 752,171
Restricted cash and cash equivalents		122,441,754
Total	\$	123,193,924

INVESTMENTS by FUND

		Balance March 31, 2018		
Renewal & Replacement Fund				
TexSTAR	510,607.85		TexSTAR	165,588,906.05
Goldman Sachs	190,317.30		Goldman Sachs	122,441,753.87
Agencies		700,925.15	Agencies & Treasury Notes	<u>79,973,213.78</u>
Grant Fund				\$ 368,003,873.70
TexSTAR	9,188,895.58			
Goldman Sachs	479,564.28			
Agencies		9,668,459.86		
Senior Debt Service Reserve Fund				
TexSTAR	10,738,752.20			
Goldman Sachs	5,036,135.08			
Agencies	64,891,710.64	80,666,597.92		
2010 Senior Lien DSF				
Goldman Sachs	451,187.07			
TexSTAR	-	451,187.07		
2011 Debt Service Acct				
Goldman Sachs	758,041.72	758,041.72		
2013 Sr Debt Service Acct				
Goldman Sachs	2,632,062.90	2,632,062.90		
2013 Sub Debt Service Account				
Goldman Sachs	1,525,314.29	1,525,314.29		
2015 Sr Capitalized Interest				
Goldman Sachs	3,812.69	46,352,891.08		
TexSTAR	46,349,078.39			
2015A Debt Service Account				
Goldman Sachs	3.30	3.30		
2015B Debt Service Account				
Goldman Sachs	862,635.16	862,635.16		
2016 Sr Lien Rev Refunding Debt Service Account				
Goldman Sachs	5,803,795.39	5,803,795.39		
2016 Sub Lien Rev Refunding Debt Service Account				
Goldman Sachs	943,338.67	5,942,505.34		
Agencies	4,999,166.67			
2016 Sub Lein Rev Refunding DSR				
Goldman Sachs	1,694,271.51	1,694,271.51		
Operating Fund				
TexSTAR	260,435.95			
TexSTAR-Trustee	847,439.90			
Goldman Sachs	37,977.00	1,145,852.85		
Revenue Fund				
Goldman Sachs	6,290,349.67	6,290,349.67		
General Fund				
TexSTAR	25,348,048.30			
Goldman Sachs	28,695,511.43			
2013 Sub Debt Service Reserve Fund				
TexSTAR	5,069,423.26			
Goldman Sachs	3,505,018.20			
Agencies		8,574,441.46		
71E Revenue Fund				
Goldman Sachs	1,736,315.06	1,736,315.06		
MoPac Revenue Fund				
Goldman Sachs	25,715.86	25,715.86		
MoPac Construction Fund				
Goldman Sachs	20,678,304.15	20,678,304.15		
MoPac General Fund				
Goldman Sachs	94,924.08			
MoPac Operating Fund				
Goldman Sachs	313,608.67			
MoPac Loan Repayment Fund				
Goldman Sachs	-			
2015B Project Account				
Goldman Sachs	22,944,314.55			
Agencies	10,082,336.47	40,678,878.38		
TexSTAR	7,652,227.36			
2015A Project Account				
TexSTAR				
Goldman Sachs	876.72			
Treasury Notes		876.72		
2015 TIFIA Project Account				
Goldman Sachs	50,739.73	50,739.73		
2015 State Highway Fund Project Account				
TexSTAR	17,546,783.74			
Goldman Sachs	97,825.57	17,644,609.31		
2015 SIB Project Account				
TexSTAR	19,127,939.59			
Goldman Sachs	811,988.84	19,939,928.43		
2011 Sr Financial Assistance Fund				
Goldman Sachs	4.11	20,407,042.08		
TexSTAR	20,407,037.97			
183S Utility Custody Deposit				
Goldman Sachs	175,742.21			
TexSTAR	2,542,235.96	2,717,978.17		
RIF				
Goldman Sachs	2,010,533.41	2,010,533.41		
45SW Project Fund				
Goldman Sachs	13,729,444.75	13,729,444.75		
45SW Trust Account Travis County				
Goldman Sachs	862,080.50	862,080.50		
		<u>\$ 313,551,781.22</u>		

CTRMA INVESTMENT REPORT

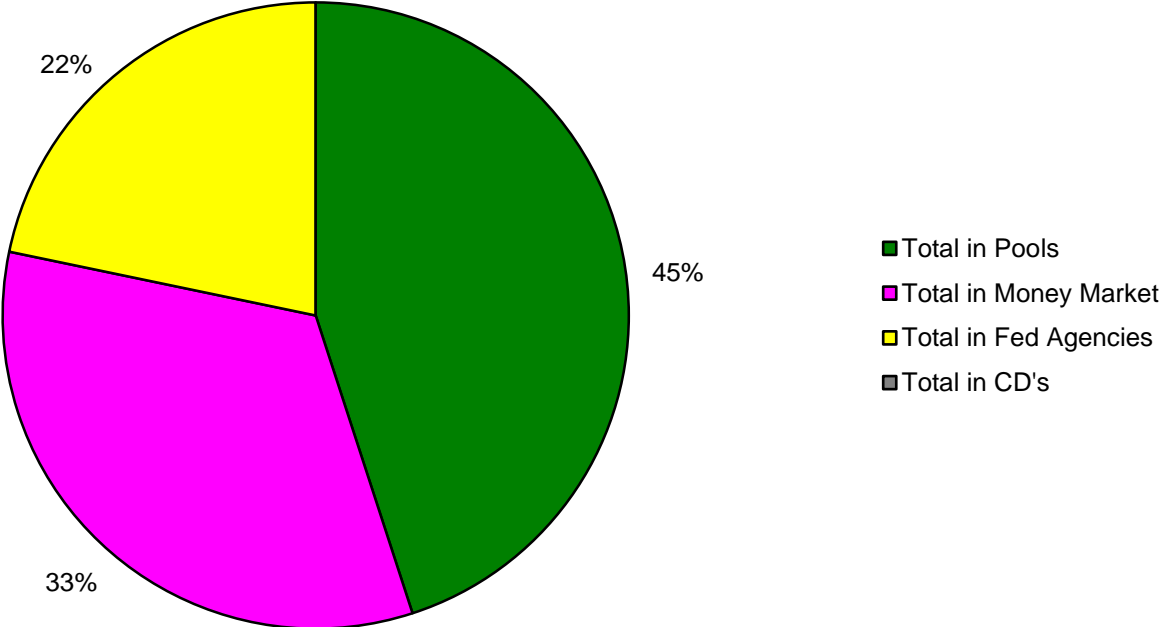
Month Ending 03/31/18						
Balance 3/1/2018	Additions	Discount Amortization	Accrued Interest	Withdrawals	Balance 3/31/2018	Rate March
Amount in Trustee TexStar						
2011 Sr Lien Financial Assist Fund			25,956.16		20,407,037.97	1.4995%
2013 Sub Lien Debt Service Reserve			6,447.91		5,069,423.26	1.4995%
General Fund			32,240.71		25,348,048.30	1.4995%
Trustee Operating Fund	1,799,867.64		1,336.87	1,800,000.00	847,439.90	1.4995%
Renewal and Replacement			649.42		510,607.85	1.4995%
Grant Fund			11,687.53		9,188,895.58	1.4995%
Senior Lien Debt Service Reserve Fund			13,658.83		10,738,752.20	1.4995%
183S Utility Custody Deposit			3,233.53	487,000.00	2,542,235.96	1.4995%
2015A Sr Ln Project Cap Interest			58,952.38		46,349,078.39	1.4995%
2015B Sr Ln Project			9,733.03		7,652,227.36	1.4995%
2015D State Highway Fund Project Acct			22,474.51	8,630,000.00	17,546,783.74	1.4995%
2015E SIB Project Account			24,329.23		19,127,939.59	1.4995%
174,234,902.35	1,799,867.64		210,700.11	10,917,000.00	165,328,470.10	
Amount in TexStar Operating Fund						
360,026.34	1,800,000.00		409.61	1,900,000.00	260,435.95	1.4995%
Goldman Sachs						
Operating Fund	1,674,855.10		29.16	1,799,867.64	37,977.00	1.430%
45SW Trust Account Travis County			813.77		862,080.50	1.430%
45SW Project Fund			15,138.90		13,729,444.75	1.430%
2015A Project Account			254.63		876.72	1.430%
2015B Project Account	22,155,705.80		743.52		22,944,314.55	1.430%
2015D State Highway Fund Project Acct	8,630,000.00		340.82	8,605,743.79	97,825.57	1.430%
2015C TIFIA Project Account			47.84		50,739.73	1.430%
2015E SIB Project Account			765.56		811,988.84	1.430%
183S Utility Custody Deposit	487,000.00		270.38	587,509.39	175,742.21	1.430%
2011 Sr Financial Assistance Fund			0.04		4.11	1.430%
2010 Senior DSF	149,976.11		214.46		451,187.07	1.430%
2011 Senior Lien Debt Service Acct			714.70		758,041.72	1.430%
2013 Senior Lien Debt Service Acct	869,017.46		1,259.37		2,632,062.90	1.430%
2013 Subordinate Debt Service Acct	504,686.61		728.30		1,525,314.29	1.430%
2015 Sr Capitalized Interest			3.59		3,812.69	1.430%
2015A Debt Service Acct					3.30	1.430%
2015B Debt Service Acct	285,871.46		411.26		862,635.16	1.430%
2016 Sr Lien Rev Refunding Debt Service Account	975,488.63		4,100.00		5,803,795.39	1.430%
2016 Sub Lien Rev Refunding Debt Service Account	312,311.05		450.16		943,338.67	1.430%
2016 Sub Lein Rev Refunding DSR			1,597.40		1,694,271.51	1.430%
RIF			1,895.51		2,010,533.41	1.430%
Grant Fund			452.14		479,564.28	1.430%
Renewal and Replacement			179.44		190,317.30	1.430%
Revenue Fund	10,917,671.07		2,633.31	7,807,655.16	6,290,349.67	1.430%
General Fund	1,873,089.49		24,052.37	124,271.87	28,695,511.43	1.430%
Senior Lien Debt Service Reserve Fund	5,023,500.00		11.91		5,036,135.08	1.430%
71E Revenue Fund	181,325.68		2,962.82	2,743,000.93	1,736,315.06	1.430%
2013 Sub Debt Service Reserve Fund			3,304.61		3,505,018.20	1.430%
MoPac Revenue Fund	135,647.64		89.78	110,021.56	25,715.86	1.430%
MoPac General Fund	75,447.00		93.55	44,815.46	94,924.08	1.430%
MoPac Operating Fund	184,963.96		164.41	118,725.54	313,608.67	1.430%
MoPac Loan Repayment Fund	44,815.46		4.09	84,134.54	0.00	1.430%
MoPac Managed Lane Construction Fund			19,827.96	5,806.90	20,678,304.15	1.430%
89,908,378.37	54,481,372.52	0.00	83,555.76		122,441,753.87	
Amount in Fed Agencies and Treasuries						
Amortized Principal		7,534.94	12,241.67	26,999,999.76	79,973,213.78	
	-	7,534.94	12,241.67	26,999,999.76	79,973,213.78	
Certificates of Deposit						
Total in Pools	3,599,867.64		211,109.72	12,817,000.00	165,588,906.05	
Total in GS FSGF	54,481,372.52		83,555.76		122,441,753.87	
Total in Fed Agencies and Treasuries	-	7,534.94		26,999,999.76	79,973,213.78	
Total Invested	58,081,240.16	7,534.94	294,665.48	39,816,999.76	368,003,873.70	

All Investments in the portfolio are in compliance with the CTRMA's Investment policy and the relevant provisions of the Public Funds Investment Act Chapter 2256.023

William Chapman, CFO

Mary Temple, Controller

Allocation of Funds



Amount of Investments As of March 31, 2018

Agency	CUSIP #	COST	Book Value	Market Value	Yield to Maturity	Purchased	Matures	FUND
Federal Farm Credit	3133ECA79	Matured	Matured	Matured	1.2155%	3/11/2015	3/19/2018	Senior DSRF
Federal Farm Credit	3133EFSG3	Matured	Matured	Matured	0.8421%	2/8/2016	3/14/2018	2015B Sr Project
Federal Home loan Bank	313378QK0	10,253,642.07	10,082,336.47	9,971,880.00	1.0369%	2/8/2016	3/8/2019	2015B Sr Project
Federal Home Loan Mortgage Corp	313397UW9	Matured	Matured	Matured	1.1370%	9/15/2017	3/29/2018	2015B Sr Project
Federal Home loan Bank	3130A8BD4	24,907,000.00	24,978,538.49	24,943,025.00	1.2288%	6/7/2017	6/29/2018	Senior DSRF
Fannie Mae	3135G0G72	19,946,880.00	19,973,440.01	19,869,800.00	1.3401%	9/15/2017	12/14/2018	Senior DSRF
Federal Home loan Bank	3130ABJD9	4,995,000.00	4,999,166.67	4,994,050.00	1.2265%	6/7/2017	6/5/2018	2016 Sub DSRF
US Treasury Note	912828C65	19,929,687.50	19,939,732.14	19,899,218.80	1.9260%	1/25/2018	3/31/2019	Senior DSRF
		80,032,209.57	79,973,213.78	79,677,973.80				

Agency	CUSIP #	COST	Cummulative Amortization	3/31/2018 Book Value	Maturity Value	Interest Income March 31, 2018		
						Accrued Interest	Amortization	Interest Earned
Federal Farm Credit	3133ECA79	Matured	Matured	Matured	Matured	3,916.67	1,131.94	5,048.61
Federal Farm Credit	3133EFSG3	Matured	Matured	Matured	Matured	9,166.67	(2,279.58)	6,887.09
Federal Home loan Bank	313378QK0	10,253,642.07	171,305.60	10,082,336.47	10,000,000.00	15,625.00	(6,861.37)	8,763.63
Federal Home Loan Mortgage Corp	313397UW9	Matured	Matured	Matured	Matured	12,241.67	-	12,241.67
Federal Home loan Bank	3130A8BD4	24,907,000.00	(71,538.49)	24,978,538.49	25,000,000.00	18,229.17	7,153.85	25,383.02
Fannie Mae	3135G0G72	19,946,880.00	(26,560.01)	19,973,440.01	20,000,000.00	18,750.00	2,951.11	21,701.11
Federal Home loan Bank	3130ABJD9	4,995,000.00	(4,166.67)	4,999,166.67	5,000,000.00	4,687.50	416.67	5,104.17
US Treasury Note	912828C65	19,929,687.50	(10,044.64)	19,939,732.14	20,000,000.00	29,017.86	5,022.32	34,040.18
		80,032,209.57	58,995.79	79,973,213.78	80,000,000.00	111,634.54	7,534.94	119,169.48



183 South Design-Build Project

Contingency Status

Mar 31, 2018



CENTRAL TEXAS REGIONAL
MOBILITY AUTHORITY

Original Construction Contract Value: \$581,545,700

Total Project Contingency	\$47,860,000
----------------------------------	---------------------

Obligations	CO#1 City of Austin ILA Adjustment	(\$2,779,934)
	CO#2 Addition of Coping to Soil Nail Walls	\$742,385
	CO#4 Greenroads Implementation	\$362,280
	CO#6 51st Street Parking Trailhead	\$477,583
	CO#9 Patton Interchange Revisions	\$3,488,230
	Others Less than \$300,000 (4)	\$253,242
	Executed Change Orders	\$2,543,786
Change Orders Under Negotiation	\$8,270,000	
Potential Contractual Obligations	\$10,610,000	

(-) Total Obligations	\$21,423,786
------------------------------	---------------------

Remaining Project Contingency	\$26,436,214
--------------------------------------	---------------------



**SH 45SW Construction
Contingency Status**
March 31, 2018



Original Construction Contract Value: \$75,103,623

Total Project Contingency		\$ 7,520,000
Obligations	CO #01 Asbestos Removal	\$ 1,962
	CO #02 TCEQ Protection Plan	\$ 103,773
	CO #03 Conduit Installation Revision	\$ (11,970)
	CO #04 Installation of PEC and TWC Conduits	\$ 458,439
	CO #05 Installation of SSTR Drilled Shafts and Moment Slab	\$ 538,945
	CO #06 Feature 004 Protection and Bridge Drain Assembly	\$ 2,932
	CO #07 Traffic Control Savings and Removal of Mulch	\$ (5,560)
	CO #08 Slope Protection Under Bear Creek Bridge	\$ 167,338
	CO #09 Temporary Relocation of Overhead Lines	\$ 7,227
	CO #10 Bridge Drain Outfall Revision and Bicycle Detour Plan	\$ 28,229
	CO #11 Additional Clearing for PEC Transmission Lines	\$ 86,609
	CO #12 Closure Plan / Mitigation for Potential Features 11 and 12	\$ -
	CO #13 Elevation Changes in Retaining Walls 20 and 24	\$ -
	Executed Change Orders	\$ 1,377,924
Change Orders in Negotiations	\$ -	
Potential Contractual Obligations	\$ 2,106,797	
(-) Total Obligations		\$ 3,484,721
Remaining Project Contingency		\$ 4,035,279



MOPAC Construction
Financial Status
 March 31, 2018



Original Construction Contract Value: \$ 136,632,100

Change Orders	CO#01B	5th & Cesar Chavez SB Reconfig (Construction)	\$593,031
	CO#05B	FM 2222 Bridge NB Ret Wall Abutment Repair (Construction)	\$850,000
	CO#07	FM 2222 Exit Storage Lane	\$426,000
	CO#08C	Refuge Area: Added Shoulder Adjustment Sound Wall #1	\$2,508,548
	CO#09	Westover SB Frontage Repairs	\$450,000
	CO#12	Barrier Rail Opaque Seal	\$542,419
	CO#17	Bike and Ped Improvements at Far West Blvd Bridge/FM 2222	\$971,889
	CO#20	Northern Terminus Sound Wall #3	(\$1,210,540)
	CO#32	Void of CO#05B, #09, #10, UPRR	(\$1,501,437)
	CO#33	Shared Use Path at US 183	(\$1,000,000)
	CO#34	Undercrossing Fire Protection	\$1,412,574
	CO#35	TxDOT Duct Bank Interference	\$1,357,196
	CO#36	Non-Compliant Existing Illumination	\$2,226,189
	CO#37	NB Pavement Cross Slope and Profile Corrections	\$3,635,477
	CO#38	SB Pavement Cross Slope and Profile Corrections	\$3,100,298
Total of Others Less than \$300,000 (21)		\$1,689,616	

Approved = \$11.7M

Executed Change Orders \$ 16,051,260

Revised Construction Contract Value \$ 152,683,360

Change Orders under Negotiation \$ 5,301,049

Potential Construction Contract Value \$ 157,984,409

Incentive/Milestone \$ 21,500,000

Potential Construction Contract Value with Incentive/Milestone \$ 179,484,409

Amount paid CH2M for Incentives/Milestones \$ (16,825,210)

Amount paid CH2M through September 2017 draw (as of 02/28/2018) \$ (119,755,351)

Assessed Liquidated Damages \$ (20,000,000)

Potential Amount Payable to CH2M \$ 22,903,848



Monthly Newsletter - March 2018

Performance

As of March 31, 2018

Current Invested Balance	\$6,461,363,510.56
Weighted Average Maturity (1)	24 Days
Weighted Average Maturity (2)	105 Days
Net Asset Value	0.999892
Total Number of Participants	857
Management Fee on Invested Balance	0.06%*
Interest Distributed	\$8,972,227.00
Management Fee Collected	\$345,485.63
% of Portfolio Invested Beyond 1 Year	9.01%
Standard & Poor's Current Rating	AAAm

March Averages

Average Invested Balance	\$6,779,827,365.68
Average Monthly Yield, on a simple basis	1.4995%
Average Weighted Average Maturity (1)*	28 Days
Average Weighted Average Maturity (2)*	105 Days

Definition of Weighted Average Maturity (1) & (2)

- (1) This weighted average maturity calculation uses the SEC Rule 2a-7 definition for stated maturity for any floating rate instrument held in the portfolio to determine the weighted average maturity for the pool. This Rule specifies that a variable rate instrument to be paid in 397 calendar days or less shall be deemed to have a maturity equal to the period remaining until the next readjustment of the interest rate.
- (2) This weighted average maturity calculation uses the final maturity of any floating rate instruments held in the portfolio to calculate the weighted average maturity for the pool.

* The maximum management fee authorized for the TexSTAR Cash Reserve Fund is 12 basis points. This fee may be waived in full or in part in the discretion of the TexSTAR co-administrators at any time as provided for in the TexSTAR Information Statement.

Rates reflect historical information and are not an indication of future performance.

New Participants

We would like to welcome the following entities who joined the TexSTAR program in March:

★ Fort Bend County MUD No. 133

★ Fort Bend County MUD No. 138

★ North Forest MUD

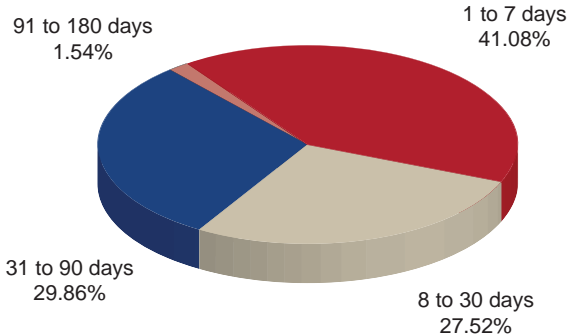
Economic Commentary

Synchronized global growth continued in the first quarter, but with the added excitement of increased market volatility. In spite of the generally positive economic backdrop, fears of runaway inflation, rising interest rates, and continued political noise from Washington led to a sharp selloff in global equities. The quarter closed as one of the weaker starts to the year for both credit and equities. During the course of the quarter, fears of a trade war came into focus. Potential tariffs by the US, first on steel and aluminum imports caused the Chinese to respond by announcing potential tariffs on \$3BN worth of goods ranging from agricultural products to steel pipes, as well as the EU to respond by announcing potential tariffs on US imports Harley Davidson, Levi's and bourbon whiskey. Later, the US exempted several allies from the steel and aluminum tariffs, but suggested it may impose quotas. Following the initial steel and aluminum tariffs, the US continued by announcing potential tariffs on as much as \$50 billion of Chinese imports in a wide variety of categories which were countered by the Chinese announcing 25% tariffs on \$50 billion of various US goods.

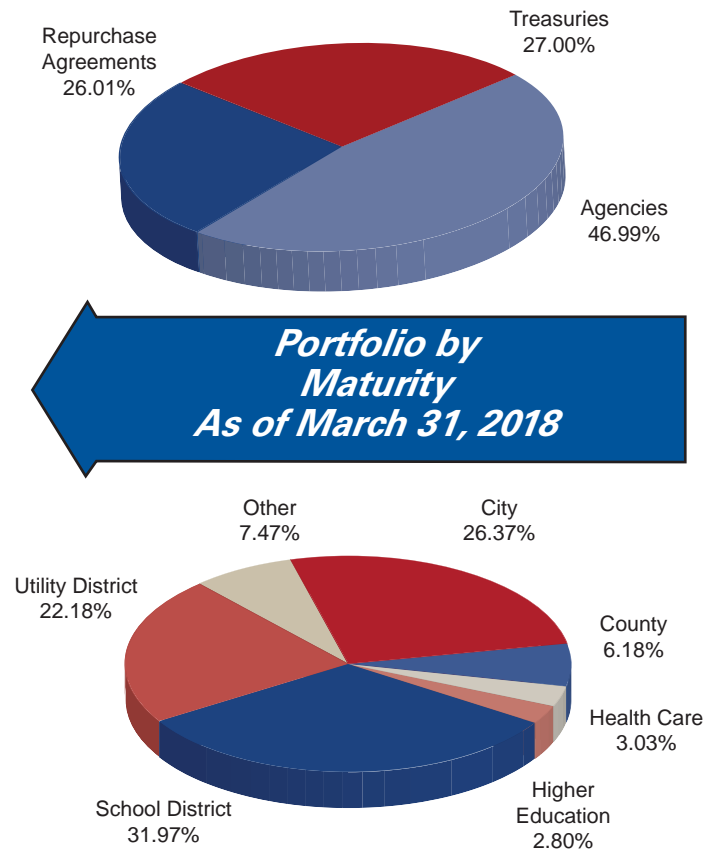
In Washington, Congress approved a federal budget incorporating substantial fiscal stimulus, which would add \$300 billion to the deficit over the next two years. The increase in U.S. government debt issuance needed to fund the tax cuts and increase in spending, combined with the unwinding of the Fed's balance sheet, is expected to put upward pressure on rates. The front end of the curve was hit by a large issuance of Treasury bills as well as the likelihood that there would be four rate hikes this year by the Federal Reserve Open Market Committee (FOMC), rather than the three previously telegraphed, increased as expansionary fiscal policy in a late-stage business cycle builds a stronger case for higher inflation going forward. Jay Powell became Chair of the Federal Reserve (Fed) and in his first official FOMC meeting in March raised rates by 25 bps to 1.50%-1.75%, a move that widely expected by market participants. The Fed increased expectations to three rates hikes in 2019 and two hikes in 2020. Growth forecasts were upgraded for both 2018 and 2019 to reflect the impact of fiscal stimulus, unemployment rate estimates were brought down through 2020, while inflation forecasts were revised higher in 2019 and 2020. Firming U.S. inflation along with strong growth, U.S. fiscal expansion, as well as less accommodative policy stance from central banks caused Treasury yields to steadily rise. LIBOR also reached new highs due to a variety of factors including increased Treasury bill issuance, Fed Funds rate, hike expectations, and excess demand for US dollar funding.

Information at a Glance

Portfolio by Type of Investment As of March 31, 2018



Distribution of Participants by Type As of March 31, 2018



Historical Program Information

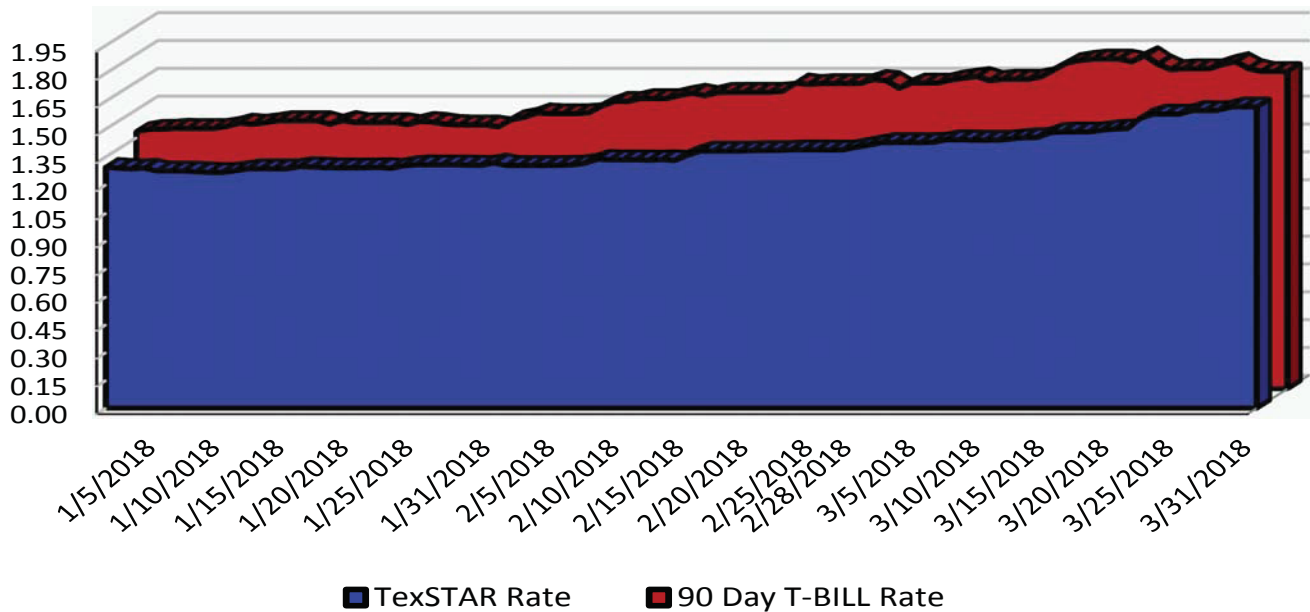
Month	Average Rate	Book Value	Market Value	Net Asset Value	WAM (1)*	WAM (2)*	Number of Participants
Mar 18	1.4995%	\$6,461,363,510.56	\$6,460,804,379.93	0.999892	28	105	857
Feb 18	1.3518%	7,130,310,070.00	7,129,718,573.04	0.999917	28	97	854
Jan 18	1.2900%	7,090,345,755.93	7,090,199,741.00	0.999979	31	83	853
Dec 17	1.1762%	6,518,450,917.63	6,518,448,483.33	0.999984	36	82	853
Nov 17	1.0695%	6,157,485,042.89	6,157,068,439.39	0.999932	38	90	853
Oct 17	1.0482%	5,848,642,382.89	5,848,708,234.12	1.000011	38	96	852
Sep 17	1.0384%	5,841,986,573.82	5,842,202,955.19	1.000022	28	92	848
Aug 17	1.0343%	5,770,863,631.13	5,770,945,786.15	1.000014	33	102	846
Jul 17	0.9827%	5,941,902,116.09	5,941,981,984.60	1.000013	32	97	844
Jun 17	0.8631%	6,071,512,305.56	6,071,586,949.16	0.999993	30	92	838
May 17	0.7535%	6,440,388,492.41	6,440,492,333.25	1.000016	28	97	836
Apr 17	0.7140%	6,279,219,607.16	6,279,507,477.47	1.000045	36	105	832

Portfolio Asset Summary as of March 31, 2018

	Book Value	Market Value
Uninvested Balance	\$ 3,143.12	\$ 3,143.12
Accrual of Interest Income	2,069,114.80	2,069,114.80
Interest and Management Fees Payable	(9,058,302.20)	(9,058,302.20)
Payable for Investment Purchased	0.00	0.00
Repurchase Agreement	1,682,271,999.66	1,682,271,999.66
Government Securities	4,786,077,555.18	4,785,518,424.55
Total	\$ 6,461,363,510.56	\$ 6,460,804,379.93

Market value of collateral supporting the Repurchase Agreements is at least 102% of the Book Value. The portfolio is managed by J.P. Morgan Chase & Co. and the assets are safekept in a separate custodial account at the Federal Reserve Bank in the name of TexSTAR. The only source of payment to the Participants are the assets of TexSTAR. There is no secondary source of payment for the pool such as insurance or guarantee. Should you require a copy of the portfolio, please contact TexSTAR Participant Services.

TexSTAR versus 90-Day Treasury Bill



This material is for information purposes only. This information does not represent an offer to buy or sell a security. The above rate information is obtained from sources that are believed to be reliable; however, its accuracy or completeness may be subject to change. The TexSTAR management fee may be waived in full or in part at the discretion of the TexSTAR co-administrators and the TexSTAR rate for the period shown reflects waiver of fees. This table represents historical investment performance/return to the customer, net of fees, and is not an indication of future performance. An investment in the security is not insured or guaranteed by the Federal Deposit Insurance Corporation or any other government agency. Although the issuer seeks to preserve the value of an investment at \$1.00 per share, it is possible to lose money by investing in the security. Information about these and other program details are in the fund's Information Statement which should be read carefully before investing. The yield on the 90-Day Treasury Bill ("T-Bill Yield") is shown for comparative purposes only. When comparing the investment returns of the TexSTAR pool to the T-Bill Yield, you should know that the TexSTAR pool consist of allocations of specific diversified securities as detailed in the respective Information Statements. The T-Bill Yield is taken from Bloomberg Finance L.P. and represents the daily closing yield on the then current 90-day T-Bill. The TexSTAR yield is calculated in accordance with regulations governing the registration of open-end management investment companies under the Investment Company Act of 1940 as promulgated from time to time by the federal Securities and Exchange Commission.

Daily Summary for March 2018

Date	Mny Mkt Fund Equiv. [SEC Std.]	Daily Allocation Factor	TexSTAR Invested Balance	Market Value Per Share	WAM Days (1)*	WAM Days (2)*
3/1/2018	1.4136%	0.000038730	\$6,951,574,137.12	0.999947	29	101
3/2/2018	1.4265%	0.000039081	\$6,864,804,138.08	0.999943	29	105
3/3/2018	1.4265%	0.000039081	\$6,864,804,138.08	0.999943	29	105
3/4/2018	1.4265%	0.000039081	\$6,864,804,138.08	0.999943	29	105
3/5/2018	1.4258%	0.000039062	\$6,832,958,948.85	0.999915	29	104
3/6/2018	1.4287%	0.000039142	\$6,837,040,724.81	0.999904	29	104
3/7/2018	1.4419%	0.000039503	\$6,816,680,391.22	0.999902	31	106
3/8/2018	1.4417%	0.000039498	\$6,832,615,219.56	0.999899	30	105
3/9/2018	1.4395%	0.000039437	\$6,960,754,977.88	0.999907	28	100
3/10/2018	1.4395%	0.000039437	\$6,960,754,977.88	0.999907	28	100
3/11/2018	1.4395%	0.000039437	\$6,960,754,977.88	0.999907	28	100
3/12/2018	1.4468%	0.000039638	\$6,966,543,725.21	0.999899	30	99
3/13/2018	1.4526%	0.000039796	\$6,933,669,374.63	0.999882	31	106
3/14/2018	1.4540%	0.000039836	\$6,878,685,508.37	0.999859	30	106
3/15/2018	1.4794%	0.000040531	\$6,874,524,267.16	0.999849	30	109
3/16/2018	1.4842%	0.000040662	\$6,780,580,116.24	0.999850	29	108
3/17/2018	1.4842%	0.000040662	\$6,780,580,116.24	0.999850	29	108
3/18/2018	1.4842%	0.000040662	\$6,780,580,116.24	0.999850	29	108
3/19/2018	1.4931%	0.000040907	\$6,766,387,322.70	0.999844	30	107
3/20/2018	1.4998%	0.000041090	\$6,762,434,936.87	0.999840	29	106
3/21/2018	1.5026%	0.000041168	\$6,749,688,974.95	0.999855	28	105
3/22/2018	1.5584%	0.000042695	\$6,747,495,853.21	0.999859	28	107
3/23/2018	1.5801%	0.000043291	\$6,689,261,910.86	0.999867	26	106
3/24/2018	1.5801%	0.000043291	\$6,689,261,910.86	0.999867	26	106
3/25/2018	1.5801%	0.000043291	\$6,689,261,910.86	0.999867	26	106
3/26/2018	1.5999%	0.000043833	\$6,666,505,499.56	0.999861	26	106
3/27/2018	1.5986%	0.000043798	\$6,683,990,258.98	0.999869	25	104
3/28/2018	1.6006%	0.000043851	\$6,603,559,232.04	0.999881	25	105
3/29/2018	1.6187%	0.000044349	\$6,461,363,510.56	0.999892	24	105
3/30/2018	1.6187%	0.000044349	\$6,461,363,510.56	0.999892	24	105
3/31/2018	1.6187%	0.000044349	\$6,461,363,510.56	0.999892	24	105
Average	1.4995%	0.000041082	\$6,779,827,365.68		28	105

TexSTAR Participant Services
Hilltop Securities Inc.
1201 Elm Street, Suite 3500
Dallas, Texas 75270



TexSTAR Board Members

<i>William Chapman</i>	<i>Central Texas Regional Mobility Authority</i>	<i>Governing Board President</i>
<i>Nell Lange</i>	<i>City of Frisco</i>	<i>Governing Board Vice President</i>
<i>Eric Cannon</i>	<i>City of Allen</i>	<i>Governing Board Treasurer</i>
<i>David Medanich</i>	<i>FirstSouthwest / Hilltop Securities</i>	<i>Governing Board Secretary</i>
<i>Jennifer Novak</i>	<i>J.P. Morgan Asset Management</i>	<i>Governing Board Asst. Sec./Treas.</i>
<i>Nicole Conley</i>	<i>Austin ISD</i>	<i>Advisory Board</i>
<i>Becky Brooks</i>	<i>Government Resource Associates, LLC</i>	<i>Advisory Board</i>
<i>Monte Mercer</i>	<i>North Central TX Council of Government</i>	<i>Advisory Board</i>
<i>David Pate</i>	<i>Richardson ISD</i>	<i>Advisory Board</i>
<i>James Mauldin</i>	<i>University of North Texas System</i>	<i>Advisory Board</i>

For more information contact TexSTAR Participant Services ★ 1-800-839-7827 ★ www.texstar.org



J.P.Morgan
Asset Management

**GENERAL MEETING OF THE BOARD OF DIRECTORS
OF THE
CENTRAL TEXAS REGIONAL MOBILITY AUTHORITY**

RESOLUTION NO. 18-013

**APPROVE ADDITIONAL FIRMS TO THE MOBILITY AUTHORITY'S
CURRENT POOL OF UNDERWRITERS**

WHEREAS, investment banking services are essential to the operations of the Central Texas Regional Mobility Authority (Mobility Authority) and the financing of Mobility Authority projects; and

WHEREAS, the Mobility Authority is empowered to procure such services as it deems necessary to assist with its operations and to study, develop, and finance potential transportation projects; and

WHEREAS, the Mobility Authority maintains a pool of underwriters to assist with the financing of Mobility Authority projects; and

WHEREAS, in February 2017, the Executive Director issued a request for qualifications (RFQ) from firms interested in performing investment banking services on an "as needed" basis; and

WHEREAS, the Mobility Authority's Chief Financial Officer, Controller, and its financial advisors have received and evaluated twenty-seven responses to the RFQ and recommend that the firms listed on Exhibit A be included in the pool of underwriters that may provide investment banking services to the Mobility Authority; and

WHEREAS, the Board of Directors concurs with the recommendation of the Mobility Authority's Chief Financial Officer and Controller that the investment banking firms listed on Exhibit A are qualified and capable of providing investment banking services to the Mobility Authority.

NOW THEREFORE, BE IT RESOLVED, that the Board of Directors approves of the twenty-seven firms listed on Exhibit A hereto to be included in the pool of underwriters approved to provide investment banking services to the Mobility Authority.

Adopted by the Board of Directors of the Central Texas Regional Mobility Authority on the 25th day of April 2018.

Submitted and reviewed by:



Geoffrey Petrov, General Counsel

Approved:



Ray A. Wilkerson
Chairman, Board of Directors

Exhibit A



Central Texas Regional Mobility Authority
Investment Banking Underwriting Pool
April 2018

Firms Included:

Academy Securities
Bank America/Merrill Lynch
Barclays
Blaylock Van, LLC
BOK, Financial Securities, Inc.
Citigroup
Estrada Hinojosa & Company
FTN Financial
Goldman Sachs
Hutchinson, Shockey, Erley & Co.
Jefferies LLC
JP Morgan
Loop Capital Markets, L.L.C.
Mesirow Financial, Inc
Morgan Stanley
Piper Jaffray & Co.
Ramirez & Company
Raymond James & Associates
RBC Capital Markets, LLC
Rice Financial Products Company
Samco Capital Markets
Siebert Cisneros Shank & Company, L.L.C.
Stern Brothers & Co.*
Stephens Inc.*
Stifel Nicolaus & Company
UBS Financial Services, Inc.*
Wells Fargo Securities

*2018 Additions

**GENERAL MEETING OF THE BOARD OF DIRECTORS
OF THE
CENTRAL TEXAS REGIONAL MOBILITY AUTHORITY**

RESOLUTION NO. 18-014

**APPROVE FUNDING FOR GENERAL ENGINEERING CONSULTING SERVICES FOR THE
ELROY ROAD PROJECT**

WHEREAS, the Central Texas Regional Mobility Authority (“Mobility Authority”) was created pursuant to the request of Travis and Williamson Counties and in accordance with provisions of the Transportation Code and the petition and approval process established in 43 Tex. Admin. Code § 26.01, *et. seq.* (the “RMA Rules”); and

WHEREAS, both the Mobility Authority and Travis County are authorized to design and construct roads needed to relieve existing and future traffic congestion and to improve the transportation network that serves Travis County residents and the traveling public; and

WHEREAS, the Mobility Authority and Travis County entered into an Interlocal Agreement dated April 3, 2018, to develop and deliver reconstruction projects to enhance safety and capacity on Elroy Road and Ross Road (the “Projects”); and

WHEREAS, pursuant to the Interlocal Agreement, the Mobility Authority will be utilizing its general engineering consultants as part of its efforts to develop and deliver the Projects; and

WHEREAS, the Executive Director and Atkins, Inc. have agreed to a proposed work authorization for the Elroy Road Project in an amount not exceed \$4,500,000 for general engineering consulting services, including preliminary engineering, design, design oversight services and construction services; and

WHEREAS, the services to be provided under the work authorization shall be substantially completed by late 2020. However, the work authorization will not expire until all tasks associated with the Scope of Services are complete; and

WHEREAS, the Executive Director recommends the Board approve the work authorization in the form or substantially the form as is attached hereto as Exhibit A.

NOW THEREFORE, BE IT RESOLVED that the Board approves an amount not to exceed \$4,500,000 for the services described in the work authorization; and

BE IT FURTHER RESOLVED that the Executive Director is authorized to finalize and execute the work authorization on behalf of the Mobility Authority in the form or substantially the same form as Exhibit A.

Adopted by the Board of Directors of the Central Texas Regional Mobility Authority on the 25th day of April 2018.

Submitted and reviewed by:


Geoffrey Ferrow, General Counsel

Approved:


Ray A. Wilkerson
Chairman, Board of Directors

Exhibit A

EXHIBIT A
WORK AUTHORIZATION

Work Authorization No.12

This Work Authorization is made as of this 25th day of April, 2018, under the terms and conditions established in the AGREEMENT FOR GENERAL CONSULTING ENGINEERING SERVICES, dated as of December 19th, 2017 (the Agreement), between the **Central Texas Regional Mobility Authority** (Authority) and **Atkins North America, Inc.** (GEC). This Work Authorization is made for the following purpose, consistent with the services defined in the Agreement:

*Elroy Road
Design and Construction Services*

Section A. - Scope of Services

A.1. GEC shall perform the following Services:

Please reference Attachment A – Services to be Provided by the GEC

A.2. The following Services are not included in this Work Authorization, but shall be provided as Additional Services if authorized or confirmed in writing by the Authority.

Not applicable.

A.3. In conjunction with the performance of the foregoing Services, GEC shall provide the following submittals/deliverables (Documents) to the Authority:

Please reference Attachment A – Services to be Provided by the GEC

Section B. - Schedule

GEC shall perform the Services and deliver the related Documents (if any) according to the following schedule:

Services defined herein are expected to be substantially complete within thirty three (33) months from the date this Work Authorization becomes effective. This Work Authorization will not expire until all tasks associated with the Scope of Services are complete.

Section C. - Compensation

C.1. In return for the performance of the foregoing obligations, the Authority shall pay to the GEC the amount not to exceed \$4,500,000 based on Attachment B -Fee Estimate. Compensation for Direct Expenses under this Supplement which are incurred as part of normal business operations (i.e., internal document reproduction, internal plotting, travel and parking associated with local meetings, etc.) will be reimbursed on a Lump-Sum basis in the amount of: \$113,000 (with \$3,424.24 to be

invoiced monthly). Profit will be 10% for all services. Compensation shall be in accordance with the Agreement.

C.2. Compensation for Additional Services (if any) shall be paid by the Authority to the GEC according to the terms of a future Work Authorization.

Section D. - Authority’s Responsibilities

The Authority shall perform and/or provide the following in a timely manner so as not to delay the Services of the GEC. Unless otherwise provided in this Work Authorization, the Authority shall bear all costs incident to compliance with the following:

Not applicable.

Section E. - Other Provisions

The parties agree to the following provisions with respect to this specific Work Authorization:

Not applicable.

Except to the extent expressly modified herein, all terms and conditions of the Agreement shall continue in full force and effect.

Authority: Central Texas Regional Mobility Authority

GEC: Atkins North America, Inc.

By: Mike Heiligenstein

By: _____

Signature: _____

Signature: _____

Title: Executive Director

Title: _____

Date: _____

Date: _____

CENTRAL TEXAS REGIONAL MOBILITY AUTHORITY

WORK AUTHORIZATION NO. 12

ATKINS

ATTACHMENT A – SCOPE OF SERVICES

SERVICES TO BE PROVIDED BY THE GENERAL ENGINEERING CONSULTANT (GEC)

Work to be performed by the GEC under this contract consists of providing engineering services required for the project development and construction of Elroy Road between the intersections of McAngus Road and Kellam Road. Project consists of the reconstruction of an existing 2-lane rural roadway to a 4-lane divided urban roadway with sidewalks and bike lanes. The GEC shall prepare plans, details and compute quantities to include demolition, roadway and structures design, grading and paving, drainage, water quality/detention and provide construction services.

The GEC shall collect, review and evaluate the available existing data pertaining to the project and prepare the PS&E in accordance with the requirements and policies of the CTRMA and Travis County. The GEC will prepare bidding packages and assist the Authority in taking bids for construction. Once awarded, the GEC will provide construction inspection and acceptance services.

1.0 Project Management and Administration

The GEC will perform project management, administrative and coordination duties, including contract administration, reporting, facilitate and take meeting minutes of required meetings and telephone conversations, and other related administrative tasks (e.g., direct costs) associated with the Project, including:

1.1. Project Management

The GEC will provide staff to manage the daily activities of the program and will serve as the primary contact between the Authority, Travis County, design consultants, third party consultants, utility companies, public agencies, and the general public.

1.2. Coordinate, Procure, and Administer Work Authorizations

Prepare contracts as required between the GEC and the Authority and GEC and subconsultants. Monitor and supervise GEC subconsultant activities, review all work products prepared by subconsultant for accuracy and consistency, review and approve subconsultant reports and invoices.

1.3. Record Keeping and File Management

Develop and implement a document control plan and maintain records and files related to the Project throughout the duration of the Services. Transfer project files to the Authority upon completion of the work or as directed by the CTRMA.

1.4 Project Schedule Development and Updates

Prepare a detailed, graphic schedule linking work authorization tasks, subtasks, critical dates, milestones, deliverables, and Travis County scheduled review requirements. The project schedule will be in a format that depicts the order and inter-dependence of the various tasks, subtasks, milestones and deliverables for each of the tasks identified therein. Progress will be reviewed periodically, and should these reviews indicate a substantial change in progress, a schedule recovery strategy will be developed and implemented and the schedule will be revised accordingly.

1.5 Project Reporting

Prepare and issue monthly status reports on the Project's status which will document any issues, delays encountered, and corrective actions as necessary. Will provide a monthly update to the Authority and Travis County on key milestones accomplished during the preceding month, meetings and key activities

CENTRAL TEXAS REGIONAL MOBILITY AUTHORITY

WORK AUTHORIZATION NO. 12

ATKINS

ATTACHMENT A – SCOPE OF SERVICES

for the upcoming month, and identify outstanding issues requiring resolution. Track, monitor, and report on contracts and budgets for the GEC and sub consultants.

2.0 Environmental Study / Document Services

2.1 Environmental Assessment (EA)

- Facilitate EA project status meetings with Travis County and other Agencies as needed.
- Complete EA document for submittal to Travis County.
- Update traffic information and data for specific elements of the EA.
- Develop Figures for EA.
- Facilitate Public Involvement Support as needed.

2.2 Public Involvement Support

- Public Meetings
- Public Hearing

3.0 Design Services

3.1 Design Survey

- The survey will cover the width of the proposed right-of-way plus 100' east and west and will include the following: topography with 1-foot contour intervals, natural and man-made features, overhead utilities, visible evidence of utilities, top of nut elevations of water valves, sewer invert elevations and flows direction, and roadway features. Additionally, the design survey will extend 200' down side streets and intersections, right-of-way to right-of-way. Show the connection of visible overhead features. All located objects and elevation shots will be on the same horizontal and vertical basis (Texas State Plane Coordinate System, Central Zone, NAD83, (93 HARN), adjusted to surface location). Trees will be located per City of Austin standards. Locate approximately 20 boreholes after they have been drilled. Permanent control will be set with a description of each provided.
- Six creek cross-sections will be provided to assist in hydraulic calculation for each creek crossing. The locations of which will need to be provided at the time of survey.

3.2 Roadway Design

- Preliminary - 30% Schematic. The GEC shall prepare a preliminary schematic for a 4-lane divided arterial roadway section for review. The preliminary schematic shall consist of the horizontal geometric data, vertical geometric data, water surface elevations, bridge clearances and typical sections. The GEC shall identify all design exceptions and the GEC shall note the exceptions on the schematic.
- Roadway Design. The GEC shall provide roadway plan and profile drawings using CADD standard. The drawings shall consist of a planimetric file of existing features and files of the proposed improvements. The roadway base map shall contain line work that depicts existing surface features obtained from the topographic base drawing. Existing major subsurface and surface utilities shall be shown. All right-of-way lines shall be shown.

The plan view shall contain the following design elements:

- Calculated roadway centerline for Elroy Road. Horizontal control points shall be shown. Geopak shall be used to calculate alignments.

CENTRAL TEXAS REGIONAL MOBILITY AUTHORITY

WORK AUTHORIZATION NO. 12

ATKINS

ATTACHMENT A – SCOPE OF SERVICES

- Pavement edges for all improvements (cross streets and driveways).
- Lane and pavement width dimensions.
- Proposed structure locations, lengths, and widths.
- Direction of traffic flow on all roadways. Lane lines and/or arrows indicating the number of lanes shall also be shown.
- Drawing scale shall be 1" =100'.
- ROW lines and easements.
- Begin/end superelevation transitions and cross slope changes.
- Limits of riprap, block sod, and seeding.
- Existing utilities, structures and easements.
- Benchmark information.
- Radii call outs, curb location, guard fence, crash safety items and American with Disabilities Act Accessibility Guidelines (ADAAG) compliance items.

The profile view shall contain the following design elements:

- Calculated profile grade for proposed Elroy Road. Vertical curve data, including "K" values shall be shown.
 - Existing profiles along the proposed centerline.
 - Water surface elevations at major stream crossings for 50-, and 100- year storms.
 - Drawing vertical scale to be 1" =10'.
- **Typical Sections.** Typical sections shall be required for all proposed roadways and structures. Typical sections shall include width of travel lanes, shoulders, outer separations, border widths, curb offsets, and ROW. The typical section shall also include PGL, centerline, pavement design, longitudinal joints, side slopes, sodding/seeding limits, concrete traffic barriers and sidewalks, if required, station limits, riprap, limits of embankment and excavation, etc.
 - **Cross Streets.** The GEC shall tie to the existing pavement at the intersections of McAngus Road and Kellam Road.
 - **Cut and Fill Quantities.** The GEC shall develop an earthwork analysis to determine cut and fill quantities and provide final design cross sections at 100 feet intervals for the construction project limits. These construction cross sections shall be delivered in standard Geopak format on 11"x17" sheets along with the electronic files. The GEC shall provide all criteria and input files used to generate the design cross sections. Cross sections and quantities shall consider existing pavement removals. Annotation shall include at a minimum existing/proposed right of way, side slopes (front and back), profiles, etc.
 - **Pedestrian and Bicycle Facilities.** The GEC shall design a pedestrian sidewalk along with an in-road bicycle lane in both directions for the entire length of the project unless otherwise directed. All pedestrian/bicycle facilities will be designed in accordance with the latest Americans with Disabilities Act.

CENTRAL TEXAS REGIONAL MOBILITY AUTHORITY

WORK AUTHORIZATION NO. 12

ATKINS

ATTACHMENT A – SCOPE OF SERVICES

- Estimate. The GEC shall independently develop and submit a cost estimate at the 30%, 90%, and final PS&E submittals.
- Specifications. The GEC shall identify the need for any special specifications, and special provisions. The GEC shall provide general notes, special specifications, and special provisions in rich text format.
- Miscellaneous Plans. The GEC shall prepare the title sheet and the index of sheets for the 90%, and final submittals.

3.3 Structures

- Bridge Layout. The GEC shall prepare bridge layout plans and elevations for all bridge types listed below in accordance with the latest edition LRFD Design Manual.
- Geometric Data. The GEC will develop a complete geometric analysis at all bridges (electronic and hard copy deliverables), including any applicable updates to accommodate geometric changes. The analysis shall include:
 - RDS files - all current files with updates.
 - Limits of super elevation transitions and limits of super elevations. Use linear rotation on structures.
 - Limits of edge of slab tapers, stations and offsets to the edge of slabs.
 - Geometric data for at grade roadways beneath structures.
 - Natural and proposed ground line cross sections at each bent location.
 - Top of bridge deck elevations along centerline of bent, at all bents.
 - Provide a sufficient number of points to establish crowns and cross slopes.
 - Verification of structure clearances (horizontal and vertical) at all critical points. Provide a list of assumed superstructure depths used in vertical clearance calculations for each bridge.
- Bridge Design Plans. The GEC shall develop final design plans for the bridges:
 - Perform final bridge design calculations for the superstructure elements to determine the minimum construction depth.
 - Determine the bottom of footing elevations for the substructure(s). Perform preliminary design calculations for the abutments and wingwall elements including the foundation design.
 - Prepare the final bridge design calculations for the substructure elements and foundations.
 - Prepare the final detail drawings for the following elements:
 - Foundation layouts
 - Abutments
 - Bent layouts and details
 - Wingwalls and wingwall foundations

CENTRAL TEXAS REGIONAL MOBILITY AUTHORITY

WORK AUTHORIZATION NO. 12

ATKINS

ATTACHMENT A – SCOPE OF SERVICES

- Framing Plan
- Slab layout and details
- Rebar list and quantities
- Beam Layout
- Miscellaneous details
- Summary of quantities

3.4 Hydrology and Hydraulics

- The GEC shall coordinate with Travis County to develop a drainage design criteria summary for the project.
- Drainage Impact Study- The GEC shall prepare a Drainage Impact Study for the Project which includes:
 - Data Collection
 - Existing Conditions Hydrologic and Hydraulic Modeling
 - Proposed Conditions Hydrologic and Hydraulic Modeling
 - Mitigation Alternatives
 - Impact Study
- Roadway Drainage
 - Develop External Drainage Area Maps
 - Prepare Detention Pond Layouts
 - Prepare Detention Pond Details
- Bridge and Culvert Plan Sheets
 - Culvert Layouts: The GEC will prepare culvert plan and profile layouts at a scale of 1" = 40'H and 1" = 20'V that will depict culvert geometry for construction, as well as the applicable hydraulic information;
 - Hydraulic Data Sheets: The GEC will prepare hydraulic data sheets for bridges over creeks and culverts within the project.
- Scour Analysis - The GEC will conduct scour analysis of bridge creek crossings for contraction scour conditions and local scour of piers and will provide estimates of total scour depth for use in the design process. GEC shall utilize borings from the geotechnical investigation to determine proper treatment under the bridge. The results of the scour analysis shall be included in the Impact Study and plan sheets shall be prepared.
- Storm Water Plan Sheets - The GEC will analyze and design both open channel (ditches) and enclosed storm drains. Computations and design information will be presented in the appropriate plan sheets.
- Erosion and Sedimentation Controls and SWPPP:

CENTRAL TEXAS REGIONAL MOBILITY AUTHORITY

WORK AUTHORIZATION NO. 12

ATKINS

ATTACHMENT A – SCOPE OF SERVICES

- The GEC shall prepare temporary erosion control plans for the length of project at 1"=100' scale. Temporary storm water management devices will be needed to minimize the sediment runoff during construction of this project. The anticipated design components to be utilized on this project are silt fence rock filter dams, sediment traps, and construction exits. One temporary erosion control plan will be developed with notes that indicate that the contractor is responsible for phasing the devices along with the construction sequencing;
- The GEC shall prepare permanent erosion control to be shown on the temporary erosion and sedimentation control sheets. The plans will show all proposed revegetation, including seeding or sodding. The plans will also include all riprap (concrete and stone);
- A Storm Water Pollution Prevention Plan (SWPPP) will be prepared for this job in accordance with TCEQ regulations and Travis County requirements;
- Erosion Control Details - Erosion control details will be prepared for any related items that are not covered by standard details.
- **Permanent Water Quality:** The GEC will conduct hydrologic studies to determine the discharges, and will perform the hydraulic design required for the proposed sizing of all selected BMPs.
 - The GEC will develop treatment calculations and plan summaries for the BMPs;
 - The GEC will develop construction plans for the BMPs.
- **Project Technical Specifications:** The GEC will prepare technical specifications for the drainage and water quality project components.
- **Preparation of HEC-RAS CLOMR (if needed) and LOMR models –**The models will be prepared in HEC-RAS using the FEMA Effective Models:
 - Duplicate Effective Model;
 - Corrected Effective Model;
 - Existing Conditions Model;
 - Proposed Conditions Model
- **Conditional Letter of Map Revision Application (If Required) –** Prepare and process a CLOMR through the Federal Emergency Management Agency (FEMA).
 - Prepare the application including:
 - MT-2 Form 1;
 - MT-2 Form 2;
 - MT-2 Form 3;
 - Payment Information Form;
 - Work Map;
 - Process the application
 - Provide a PDF review copy of CLOMR application;

CENTRAL TEXAS REGIONAL MOBILITY AUTHORITY

WORK AUTHORIZATION NO. 12

ATKINS

ATTACHMENT A – SCOPE OF SERVICES

- Provide four (4) copies of the complete CLOMR application to Travis County for signatures and submittal to FEMA;
- Submittal and Processing
 - Address comments;
 - Resubmittal;
 - Meetings - Anticipate one meeting to review the CLOMR application with Travis County.
- Letter of Map Revision Application – Prepare and process a LOMR through the Federal Emergency Management Agency (FEMA).
 - Prepare the application including:
 - MT-2 Form 1;
 - MT-2 Form 2;
 - MT-2 Form 3;
 - Payment Information Form;
 - Work Map;
 - Process the application
 - Provide a PDF review copy of LOMR application;
 - Provide four (4) copies of the complete LOMR application to Travis County for signatures and submittal to FEMA;
 - Submittal and Processing
 - Address comments;
 - Resubmittal;
 - Meetings - Anticipate one meeting to review the LOMR application with Travis County.

3.5 Traffic Control Plan Preparation

- Determine proper traffic control requirements based on County input, the City of Austin Traffic Control Standards, and the Texas Manual on Uniform Traffic Control Devices (TMUTCD). Traffic control requirements may include road closures, land closures, sidewalk closures, flaggers, temporary signing, pavement markings, pedestrian protection, and barricade devices.
- A TCP will be prepared for the proposed roadway construction. The TCP Plan will address construction at the tie-in locations of Elroy Road to McAngus Road and Kellam Road.
- The TCP will work to maintain minimal impact on existing traffic operations in the vicinity of the site. The plan will consider vehicular and pedestrian (if any) routes near the project. In addition, consideration will be given to construction traffic entering and exiting staging area.

CENTRAL TEXAS REGIONAL MOBILITY AUTHORITY

WORK AUTHORIZATION NO. 12

ATKINS

ATTACHMENT A – SCOPE OF SERVICES

3.6 Public Signage and Pavement Marking Plans

The proposed project involves the planning, design and construction of signage and pavement markings associated with the proposed roadway design, which will be part of the dedicated improvements to the public for operation and maintenance by Travis County once construction is complete and the mandatory warranty period has expired.

- Prepare Engineering Construction Documents in 11x17 format which will illustrate all necessary signage and pavement markings. Requirements will be based on County input, the City of Austin Traffic Control Standards, TxDOT and the TMUTCD.
- Coordinate with Travis County to determine appropriate locations for all underground conduits and associated structures to accommodate any future traffic signal plans for intersection of Elroy Road and Kellam Road.

3.7 Geotechnical Explorations and Pavement Design

- Bridge - borings as specified by the bridge designer
- Abutment walls – borings as specified by the bridge designer
- Roadway - borings as specified by the Geotech
- All borings sampled using tube samplers, SPT, and coring (if shale is encountered). TxDOT cone performed at 5-ft intervals from top to bottom of boring.
- Two piezometers installed at abutment wall borings to monitor groundwater depths over time.
- Appropriate lab testing to evaluate drilled pier foundations, MSE wall foundations and backfill, and paving recommendations including possible lime/cement treatment options.
- Prepare pavement design based on roadway classification and projected traffic volumes.

4.0 Construction Supervision, Inspection and Testing

The GEC will be the single point of contact between the CTRMA and the respective Contractor(s), acting as an extension of CTRMA staff by providing qualified technical and professional personnel to perform the duties and responsibilities assigned under the terms of this Agreement. The GEC shall not control or direct the construction under the construction contract. Field inspections, testing and oversight reviews by the GEC will not relieve the Contractor of sole responsibility for the means and methods of construction, or for health or safety precautions in connection with the work under the construction contract.

4.1 Construction Inspection and Engineering

The GEC will provide quality control and assurance oversight for the construction of the project through construction inspection and engineering services. Included with this task will be the following efforts:

- Review the Contractor's plan for construction Quality Control to be used in the field.
- Inspect Contractor's construction operations.
- Maintain diary and associated required documentation.

CENTRAL TEXAS REGIONAL MOBILITY AUTHORITY

WORK AUTHORIZATION NO. 12

ATKINS

ATTACHMENT A – SCOPE OF SERVICES

- Schedule and hold Pre-Construction conference for the project.
- Document pre-project conditions via still photography and video.
- Review concrete, asphalt and lime mix designs as submitted by the Contractor for concurrence with contract documents as required by the project design and specifications.
- Coordinate, prepare, and attend weekly Project Construction Progress Meetings with the Contractor. Prepare meeting minutes and required action items for distribution and archive.

4.2 Project Controls

- Tracking Database - Maintain the tracking database for correspondence, transmittals, requests for information, meeting minutes, action items, submittals, Inspector daily reports, project diary, project schedule, change orders, pay estimates, lien waivers, shop drawings, working drawings, erection drawings, catalog cut sheets, mix designs, non-conformance reports, payment certifications, Insurance and Bonds, issues, material test data, schedules, audits, related technical data, and issues associated with the Project.

4.3 Materials Testing

GEC shall provide the following construction materials testing services on an as-needed basis for the Elroy Road Project, from McAngus Road to Kellam Road. The testing frequency will be based on the TxDOT Guide Schedule of Sampling and Testing or as directed by the Client or Client's representative.

- Soils (Laboratory):
 - Perform moisture/density relationship tests, proctors (method as required by project specification), for each type of material or as requested by the Client.
 - Perform Atterberg limits (Tex-104, 105, & 106-E) determination for each type of material or as requested by the Client.
 - Perform sieve analysis (Tex-110-E) for each type of material or as requested by the Client
 - Perform material verification testing as required or requested including sieve analysis, Atterberg limits, Texas triaxial, wet ball mill, bar linear shrinkage, soil-lime compression, resistivity of soils, soil pH, sulfate content of soils, etc.
- Soils (Field):
 - Perform in-place nuclear density tests (Tex-115-E) as specified by construction documents or per 3, 000 CY per lift of flexible base or as requested by the Client
- Hot Mix Asphaltic Concrete:
 - Test each type of HMA on a lot basis. A production lot consists of 4 sublots and on lot will be 1,000 tons or fraction placed per type of material or as requested by the Client. Each lot will be tested for extraction/gradation, asphalt content, VMA and laboratory density.
 - Test two (2) asphalt cores for each subplot of asphaltic concrete placement. Cores shall be used to verify thickness and in-place density for asphalt.

CENTRAL TEXAS REGIONAL MOBILITY AUTHORITY

WORK AUTHORIZATION NO. 12

ATKINS

ATTACHMENT A – SCOPE OF SERVICES

- HMAC Aggregates:
 - Perform HMAC aggregate verification testing as required or requested by the Client including sieve analysis, decantation, L.A. abrasion, magnesium sulfate soundness, sand equivalent, organic impurities, deleterious materials, acid insoluble residues, micro deval, flat & elongated particles, coarse aggregate angularity, plasticity index, bar linear shrinkage, etc.
- Concrete:
 - Sample, mold, cure, and test one (1) set of four (4) concrete compressive strength cylinders for every 60 cubic yards of structural concrete placed, or as required by the project specifications. Two (2) cylinders will be tested at 7 days and two (2) cylinders will be tested at 28 days or as requested by the Client.
 - Perform one (1) slump test per 60 cubic yards of structural concrete placed.
 - Report air content of concrete as specified by construction documents per sample.
 - Review mix design of concrete as requested by the Client.
 - Sample, mold, cure and test one (1) set of two (2) flowable backfill compressive strength cylinders for every 100 cubic yards placed, or as required by the specifications. The two (2) cylinders will be tested at 28 days.
- Concrete Aggregates:
 - Perform concrete aggregate verification testing as required or requested by the Client including sieve analysis, decantation, L.A. abrasion, magnesium sulfate soundness, sand equivalent, organic impurities, fineness modulus, deleterious materials, acid insoluble residues, etc.

5.0 Utility Adjustment Coordination

5.1 Utility Adjustment Coordination

- Participate in meetings as necessary to effectively manage the utility coordination process.
- Schedule periodic meetings with utility owner's representatives for coordination purposes.
- Attend meetings with CTRMA and other interested parties as directed.
- Meet with the Contractor and/or designer as necessary to resolve matters relating to schedules, utility identification, design changes, conflict resolution, and negotiation with utility owners.
- Assist CTRMA with negotiating the details of utility agreements with the utility companies. Details will include any necessary betterment percentages, indirect costs, plans, estimates and schedules for the utility companies' activities. The GEC will also prepare draft agreements for CTRMA's use including the necessary exhibits and information concerning the project (such as reports, plans and surveys).
- Monitor and report utility adjustment status.

5.2 Utility Engineering

- Review existing utility information for conflicts with the proposed Project and provide a utility conflict analysis.

CENTRAL TEXAS REGIONAL MOBILITY AUTHORITY

WORK AUTHORIZATION NO. 12

ATKINS

ATTACHMENT A – SCOPE OF SERVICES

- Provide a conceptual utility relocation plan.
- Review utility plans for compliance with the appropriate policies, compatibility with the Project features, betterment inclusion and constructability.
- Provide oversight review of location, materials, and backfilling of trenches associated with utility adjustments; not responsible for actual location of utilities.

**Attachment B - Fee Estimate
Summary**

CTRMA General Engineering Consultant
Atkins - Man-hour Breakdown & Fee Estimate
Elroy Road

ATKINS - Work Authorization #12

Elroy Road

TASK #	TASK	<u>SUBTOTAL</u> Labor + Overhead + Profit	<u>SUBTOTAL</u> Direct Expenses	<u>TOTAL</u>
1	Project Management & Administration	\$ 455,635	\$ 18,320	\$ 473,955
2	Environmental Assessment	\$ 124,849	\$ 2,470	\$ 127,319
3	Design Services	\$ 1,446,304	\$ 4,030	\$ 1,450,334
4	Construction Supervision, Inspection, and Testing	\$ 1,666,534	\$ 86,240	\$ 1,752,774
5	Utility Adjustment Coordination	\$ 170,300	\$ 2,250	\$ 172,550
Subtotals		\$ 3,863,623	\$ 113,310	\$ 3,976,933
			Contingency 13%	\$ 517,001
			TOTAL (rounded)	\$ 4,500,000

Attachment B - Fee Estimate

CTRMA General Engineering Consultant
 Atkins - Man-hour Breakdown & Fee Estimate
 Elroy Road

ATKINS - Work Authorization #12
Elroy Road

TASK / WORK DESCRIPTION	(Estimated Average Labor Rates)	<i>A</i>	<i>B</i>	<i>C</i>	<i>D</i>	<i>E</i>	<i>F</i>	TOTAL
		\$96.00	\$85.00	\$72.00	\$51.00	\$36.00	\$26.00	HRS
2 Environmental Study/Document Services								
2.1 Environmental Assessment			120	200	200	160	80	760
2.2 Public Involvement Support				40			40	80
								0
								0
								0
								0
								0
								0

TOTAL DIRECT LABOR		0	120	240	200	160	120	840
<i>% Total by Classification</i>		<i>0.00%</i>	<i>14.29%</i>	<i>28.57%</i>	<i>23.81%</i>	<i>19.05%</i>	<i>14.29%</i>	
Labor Costs		\$0	\$10,200	\$17,280	\$10,200	\$5,760	\$3,120	\$46,560
Overhead Costs	1.4377	\$0	\$14,665	\$24,843	\$14,665	\$8,281	\$4,486	\$66,939
Profit	10.0%	\$0	\$2,486	\$4,212	\$2,486	\$1,404	\$761	\$11,350
Total Loaded Labor		\$0	\$27,351	\$46,336	\$27,351	\$15,445	\$8,366	\$124,849

Direct Expenses	
Plotting and Reproduction	\$1,000
Mail and Deliveries	\$240
Misc Expenses	\$250
Travel and Field Expenses	\$980
Total Direct Expenses	\$2,470

Total \$127,319

Attachment B - Fee Estimate

CTRMA General Engineering Consultant
 Atkins - Man-hour Breakdown & Fee Estimate
 Elroy Road

ATKINS - Work Authorization #12 Elroy Road

TASK / WORK DESCRIPTION	(Estimated Average Labor Rates)						TOTAL
	A	B	C	D	E	F	HRS
3 Design Services							
3.1 Design Survey			75	100	300	300	775
3.2 Roadway Design		460	570	1160	650	68	2966
3.3 Structures	80	160	380	1100	1200	380	3300
3.4 Hydrology and Hydraulics	100	200	240	1040	880	80	2540
3.5 Traffic Control Plans			40	120	60	16	236
3.6 Signing and Pavement Markings			40	120	60	16	236
3.7 Geotechnical Explorations and Pavement Design			100	130	420	200	850
							0
							0

TOTAL DIRECT LABOR		180	820	1445	3770	3570	1060	10903
% Total by Classification		1.65%	7.52%	13.25%	34.58%	32.74%	9.72%	
Labor Costs		\$17,280	\$69,700	\$104,040	\$192,270	\$128,520	\$27,560	\$539,370
Overhead Costs	1.4377	\$24,843	\$100,208	\$149,578	\$276,427	\$184,773	\$39,623	\$775,452
Profit	10.0%	\$4,212	\$16,991	\$25,362	\$46,870	\$31,329	\$6,718	\$131,482
Total Loaded Labor		\$46,336	\$186,898	\$278,980	\$515,566	\$344,623	\$73,901	\$1,446,304
		\$ 46,335.80	\$ 186,898.46	\$ 278,980.14	\$ 515,566.24	\$ 344,622.52	\$ 73,901.31	\$1,446,304.47
		-	-	-	-	0.33	0.10	
Direct Expenses								
Plotting and Reproduction		\$1,000						
Mail and Deliveries		\$980						
Misc Expenses		\$250						
Travel and Field Expenses		\$1,800						
Total Direct Expenses		\$4,030						

Total \$1,450,334

Attachment B - Fee Estimate

CTRMA General Engineering Consultant
 Atkins - Man-hour Breakdown & Fee Estimate
 Elroy Road

ATKINS - Work Authorization #12
Elroy Road

TASK / WORK DESCRIPTION	(Estimated Average Labor Rates)	<i>A</i>	<i>B</i>	<i>C</i>	<i>D</i>	<i>E</i>	<i>F</i>	TOTAL
		\$96.00	\$85.00	\$72.00	\$51.00	\$36.00	\$26.00	HRS
5 Utility Adjustment Coordination								0
5.1 Utility Adjustment Coordination				400	550		40	990
5.2 Utility Engineering					100		20	120
								0
								0
								0
								0
								0
								0

TOTAL DIRECT LABOR		0	0	400	650	0	60	1110
<i>% Total by Classification</i>		<i>0.00%</i>	<i>0.00%</i>	<i>36.04%</i>	<i>58.56%</i>	<i>0.00%</i>	<i>5.41%</i>	
Labor Costs		\$0	\$0	\$28,800	\$33,150	\$0	\$1,560	\$63,510
Overhead Costs	1.4377	\$0	\$0	\$41,406	\$47,660	\$0	\$2,243	\$91,308
Profit	10.0%	\$0	\$0	\$7,021	\$8,081	\$0	\$380	\$15,482
Total Loaded Labor		\$0	\$0	\$77,226	\$88,891	\$0	\$4,183	\$170,300

Direct Expenses	
Plotting and Reproduction	\$0
Mail and Deliveries	\$0
Misc Expenses	\$250
Travel and Field Expenses	\$2,000
Total Direct Expenses	\$2,250

Total \$172,550