

**GENERAL MEETING OF THE BOARD OF DIRECTORS  
OF THE  
CENTRAL TEXAS REGIONAL MOBILITY AUTHORITY**

**RESOLUTION NO. 21-067**

**PROHIBITING THE OPERATION OF CERTAIN MOTOR VEHICLES  
ON MOBILITY AUTHORITY TOLL FACILITIES PURSUANT TO  
THE HABITUAL VIOLATOR PROGRAM**

WHEREAS, Transportation Code, Chapter 372, Subchapter C, authorizes toll project entities, including the Central Texas Regional Mobility Authority (Mobility Authority), to exercise various remedies against certain motorists with unpaid toll violations; and

WHEREAS, Transportation Code §372.106 provides that a “habitual violator” is a registered owner of a vehicle who a toll project entity determines:

(1) was issued at least two written notices of nonpayment that contained:

(A) in the aggregate, 100 or more events of nonpayment within a period of one year, not including events of nonpayment for which: (i) the registered owner has provided to the toll project entity information establishing that the vehicle was subject to a lease at the time of nonpayment, as provided by applicable toll project entity law; or (ii) a defense of theft at the time of the nonpayment has been established as provided by applicable toll project entity law; and

(B) a warning that the failure to pay the amounts specified in the notices may result in the toll project entity’s exercise of habitual violator remedies; and

(2) has not paid in full the total amount due for tolls and administrative fees under those notices; and

WHEREAS, the Central Texas Regional Mobility Authority (Mobility Authority) previously determined that the individuals listed in Exhibit A are habitual violators, and these determinations are now considered final in accordance with Transportation Code, Chapter 372, Subchapter C; and

WHEREAS, Transportation Code §372.109 provides that a final determination that a person is a habitual violator remains in effect until (1) the total amount due for the person’s tolls and administrative fees is paid; or (2) the toll project entity, in its sole discretion, determines that the amount has been otherwise addressed; and

WHEREAS, Transportation Code §372.110 provides that a toll project entity, by order of its governing body, may prohibit the operation of a motor vehicle on a toll project of the entity if:

(1) the registered owner of the vehicle has been finally determined to be a habitual violator; and

(2) the toll project entity has provided notice of the prohibition order to the registered owner; and

WHEREAS, the Executive Director recommends that the Board prohibit the operation of the motor vehicles listed in Exhibit A on the Mobility Authority's toll roads, including (1) 183A Toll; (2) 290 Toll; (3) 71 Toll; (4) MoPac Express Lanes; (5) 45 SW Toll; and (6) 183S Toll.

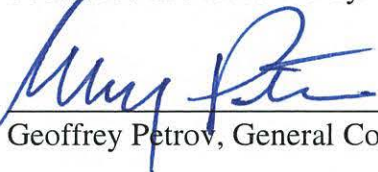
NOW THEREFORE, BE IT RESOLVED that the motor vehicles listed in Exhibit A are prohibited from operation on the Mobility Authority's toll roads, effective November 17, 2021; and

BE IT FURTHER RESOLVED that the Mobility Authority shall provide notice of this resolution to the individuals listed in Exhibit A, as required by Transportation Code §372.110; and

BE IT IS FURTHER RESOLVED that the prohibition shall remain in effect for the motor vehicles listed in Exhibit A until the respective habitual violator determinations are terminated, as provided by Transportation Code §372.110.

Adopted by the Board of Directors of the Central Texas Regional Mobility Authority on the 17<sup>th</sup> day of November 2021.

Submitted and reviewed by:



Geoffrey Petrov, General Counsel

Approved:



Robert W. Jenkins, Jr.  
Chairman, Board of Directors

**Exhibit A**



CENTRAL TEXAS REGIONAL  
MOBILITY AUTHORITY

## CTRMA Prohibited Vehicles

#	NAME	COUNTY	ZIP CODE	LP	STATE	TOLLS
1	BASHEER IBRAHEM KHALEEL	TRAVIS	78660	JLK5779	TX	870
2	DIANA MARGOTH MORENO PINEDA	TRAVIS	77423	JCY0957	TX	140
3	ADRIAN JAMES NORRIS	TRAVIS	78660	BVS5834	TX	306
4	JOHN J MIRABAL	WILLIAMSON	78750	8LGJV	TX	127
5	CHRISTIANJRODRIGUEZ	TRAVIS	88240	ABNT77	TX	493
6	MONICA MARIE TORREJON	WILLIAMSON	78602	KBX6229	TX	304
7	TATE MORGAN JARVIS	TRAVIS	78155	DML8187	TX	113
8	JUAN MANUEL MENDEZ	BELL	78653	DWC1702	TX	426
9	JOSEPH RAMON GARZA	Rockwall	79097	JBB6238	TX	102
10	FRANCINA JOY COBB	TRAVIS	78633	JHS9913	TX	215
11	ADRIAN H GRIMALDO	TRAVIS	78653	CTC4306	TX	131
12	BRIAN DUNMAN	WILLIAMSON	78715	AJ26188	TX	135
13	BOBBY RAY HAYDEN III	WILLIAMSON	78727	BSK3127	TX	224
14	CARL JOHN HUTCHISON	WILLIAMSON	78612	HHN0432	TX	143
15	SATURNINO FLORES NAVARRETE	TRAVIS	78664	KBY6929	TX	263
16	JENNIFER ANN MADERO	WILLIAMSON	78641	DWV4109	TX	269
17	CRYSTAL ALVARADO	WILLIAMSON	76801	HTF2629	TX	426
18	ALYSSA SUZANNE ROWLES	TRAVIS	78630	CLF7926	TX	437
19	LUIS FELIPE RODRIGUEZ	WILLIAMSON	78732	KNP7987	TX	862
20	RANDY ROUNTREE	CALDWELL	78754	JYV3812	TX	128
21	GARY LYNN CHAMBERS JR	TRAVIS	76501	JYV5956	TX	162
22	EMILY KATHRYN JAEGER	MCLENNAN	78628	HNZ0110	TX	689
23	CHRISTY C ALLEN	WILLIAMSON	78645	CTC3482	TX	161
24	JOEL A HENDRIX	LEE	78621	CSS4559	TX	467
25	JORDAN CREECH	TRAVIS	78758	JSC4385	TX	303
26	MARISOL SALINAS PEREZ	WILLIAMSON	78735	GXF3150	TX	333
27	GARY WILLIAM LEE	WILLIAMSON	78660	KPZ0116	TX	483
28	ROBYN HAMMANS	WILLIAMSON	78621	DKD5747	TX	469
29	ELIZABETH WHITE	TRAVIS	78660	HTM4222	TX	136
30	VICTOR R MENDEZ JR	WILLIAMSON	78681	FKH2093	TX	605



CENTRAL TEXAS REGIONAL  
**MOBILITY AUTHORITY**

## CTRMA Prohibited Vehicles

31	MARCUSFRSPANO	WILLIAMSON	70607	896AHX	TX	353
32	ALEXANDERMARTINEZ	WILLIAMSON	78681	HEZA71	TX	167
33	JEDIDIAH ALSPACH	WILLIAMSON	78641	BTV0535	TX	372
34	MARCUS TERRAZAS	TRAVIS	78754	JSC1390	TX	240
35	BYRON WEST	WILLIAMSON	78745	JMY8688	TX	207
36	CHARLIE JUNIOR MAESTASAPRIL RENEY MAESTAS	BASTROP	78660	BCC0394	TX	159
37	RODOLFO ESQUIVEL	WILLIAMSON	78653	BZB3595	TX	346
38	TORI LYN WAREHIME	MONTGOMERY	78664	HFH0087	TX	569
39	JOYFUL NOISE MUSIC THERAPY	BASTROP	78613	KPW3041	TX	151
40	WALTER DAVID MONEY	HAYS	78641	KBM4169	TX	583
41	STEPHANIE MICHELLE NUGEN	TRAVIS	78634	KNP9895	TX	780
42	RICHARD LOTT	TRAVIS	78704	JCR6028	TX	274
43	MARCUS DEJUAN DAVIS	WILLIAMSON	78660	GL27RY	TX	269
44	MANUEL CERVANTES	WILLIAMSON	78665	GCV2526	TX	236
45	KRUTIKA R. PATEL	WILLIAMSON	78613	JVG9224	TX	650
46	DESIREE MARIE OTERO	TRAVIS	78641	HJK7863	TX	449
47	HECTOR ALFONSO MEDRANO	WILLIAMSON	78653	GWW2874	TX	150
48	SHANNON HANSEN	TRAVIS	92582	BWW8830	TX	127
49	MELISA CATHERINE URBAN	TRAVIS	78750	HFZ2016	TX	1260
50	JEREMY MICHAEL OHORA	LAMPASAS	78640	JVH1437	TX	204
51	CHRISTINA SERRANO	TRAVIS	78616	HZK5581	TX	588
52	SERINA T MEDEL	TRAVIS	78760	HGB1500	TX	250
53	ALEXA DEANNE PERRONE	WILLIAMSON	78745	JBN5605	TX	477
54	ANGELIA JEAN HOLBROOK	TRAVIS	78621	FXJ5226	TX	494
55	GENTRY JENSEN	WILLIAMSON	78641	JGC0958	TX	206
56	RACHEL MICHELLE PLUMLEY	TRAVIS	78621	HYB6715	TX	197
57	CARMIN SPELLS	WILLIAMSON	78723	FYB7314	TX	223
58	KAREN IRENE MOORE	TRAVIS	76522	FMS3142	TX	320
59	JEFF K DICUS	WILLIAMSON	78709	DKV9856	TX	164
60	ALYSSA BRIANNE PERRY	TRAVIS	78641	FVS9654	TX	1088
61	LAUREN KULLENBERG	WILLIAMSON	78617	FFY5107	TX	694



CENTRAL TEXAS REGIONAL  
MOBILITY AUTHORITY

## CTRMA Prohibited Vehicles

62	OLIVIA MARIE DRAGGOO	TRAVIS	78758	GLS9793	TX	154
63	SAMANTHA JOANN PENNA	WILLIAMSON	78704	KNN7502	TX	1624
64	RAJEEV CHANDRA PURAN	TRAVIS	78642	BGX6387	TX	550
65	JUAN IGNACIO GUTIERREZ	BASTROP	78642	BG94025	TX	292
66	SASHA CELESTE NERIO	TRAVIS	78660	JDK2397	TX	436
67	ARCHIE ISAAC	WILLIAMSON	78653	JZV2461	TX	291
68	CAROL JEAN WELLERWILLIAM DAVID WELLER	LEE	78617	HWR4713	TX	333
69	JUAN MANUEL ALANISPRISCILLA ASHLEY PEREZ	TRAVIS	78660	KJF9208	TX	241
70	JOHN RICHARD BABCOCK	BASTROP	78723	JVS6430	TX	395
71	ROBERT C JOOST	BLANCO	78640	KFY6295	TX	917
72	TINA MARIE FRANCIS	BURNET	78642	KDB1918	TX	1198
73	DAVID GLENN IZELL	TRAVIS	78611	KMP3620	TX	252
74	ETHAN DAVID HOLLAND	TRAVIS	78642	KCC3808	TX	401
75	CARL WAYNE HOLMANCHARLES TYLER HAWN	BASTROP	78642	HYB6734	TX	1317
76	DEVEN RICHTER	WILLIAMSON	78613	FZL1161	TX	301
77	LENA ESTELLE ROSS	WILLIAMSON	78729	FMW8553	TX	214
78	MATTHEW ROY GOWEDANIEL T GOWE	HILDALGO	78736	CCK1072	TX	343
79	BRENTON KYLE OTIS	WILLIAMSON	78653	GRC2797	TX	458
80	JENNIFER HOLOMON	WILLIAMSON	78653	FZW0106	TX	289
81	PAMELA KWAMIA WARD	WILLIAMSON	78752	FMS6973	TX	1213
82	RICHARD LENOX HARTMAN	WILLIAMSON	76574	JVM8492	TX	258
83	CARMEN A JACKSON	WILLIAMSON	78621	CNP6309	TX	143
84	SEAN KIRKPATRICK	BASTROP	76522	CGM5220	TX	175
85	CELSO VALLADARES	TRAVIS	78617	JLK3438	TX	169
86	DERON J REAVES	WILLIAMSON	78664	JJF7789	TX	798
87	SHEKERA D PERKINS	WILLIAMSON	78755	FMY2473	TX	455
88	TIM GOMES ALVERNAZ	WILLIAMSON	78641	BY8R278	TX	413
89	ASHLEE REEVES SAYLESJAMES TREY SAYLES	TRAVIS	78641	FBG1388	TX	170
90	DONNA E KOWIS	WILLIAMSON	78615	BMY2190	TX	269
91	JASON KYLE SKAGGS	LAMPASAS	78613	DZK5247	TX	302
92	JORGE ESPINOZA	BRAZORIA	78653	HLL9291	TX	347



CENTRAL TEXAS REGIONAL  
**MOBILITY AUTHORITY**

## CTRMA Prohibited Vehicles

93	CHRISTOPHER R TIMMERMANBRANDI LENE TIMMERMAN	HAYS	78628	HHD9623	TX	219
94	JENNIFER ANNE SWANTEK	WILLIAMSON	78130	DP6G753	TX	858
95	GENNELLE PAUBLA GUTIERREZ	TRAVIS	78617	DJC8615	TX	521
96	CRUZ IBARRA	TRAVIS	78653	DH5V560	TX	104
97	DEANA GAIL STROUD	WILLIAMSON	78640	GPP0962	TX	219
98	DAVID JOHNSON	TRAVIS	78641	CZT1628	TX	246
99	PAUL MICHAEL GOLDMAN	DEWITT	75791	GL28SS	TX	593
100	MONYEA BROWN	MCLENNAN	78641	BB8J274	TX	182
101	RODRIGO ESCOBEDO	TRAVIS	78660	DPD8653	TX	140
102	DENISE STELLA JIMENEZ	WILLIAMSON	78615	CNR1747	TX	341
103	VICTORIA REY	TRAVIS	78664	CM3C266	TX	411
104	SHERITHA ROBINSON	WILLIAMSON	76549	CS4H825	TX	309
105	VALERIE ANN MARTINDALECHARLES M MARTINDALE	TRAVIS	75189	CGF8579	TX	111
106	TIMOTHY MICHAEL BAUER	TRAVIS	78731	CD7J741	TX	298
107	CLAUDIA VALLES	HAYS	78653	BZW7735	TX	109
108	NATASHA DIANN SELLERS	CRANE	78626	BY9B485	TX	141
109	SHYAM SUNDER REDDY SAMA	WILLIAMSON	78641	KSD2759	TX	503
110	TORIBIO GARCIA RODRIGUEZ	WILLIAMSON	78641	KPW2941	TX	466
111	COREEN STACEY PESCO	TRAVIS	78727	KLM0965	TX	174
112	BOOKER T EUBANKS	COOKE	78681	KLF7103	TX	252
113	MILTON GUYTON	TRAVIS	78641	KPW1284	TX	119
114	ANDREA HERRERA	WILLIAMSON	78744	KNZ3652	TX	296
115	JOSEPH BUREL DANIEL	TRAVIS	78641	KBW8170	TX	157
116	ESMERALDA REYNA	TRAVIS	78616	KNH0535	TX	757
117	SHIRELL DIANA NARRIN	TRAVIS	78726	JYT8207	TX	171
118	JUSTIN CODY LOWE	WILLIAMSON	76655	KDB7362	TX	210
119	CAROLYN JOYCE BUTLER	BASTROP	78665	JVG7230	TX	119
120	RASHED MOHAMMAD HOQUE	WILLIAMSON	78621	JSL6292	TX	1303
121	NICHOLAS KYLE GOULDING	TARRANT	78626	JCR6798	TX	355
122	JUNE ELIZABETH HALLADRIAN LEE HALL	TRAVIS	78642	HTN2388	TX	790
123	DANIEL BOUVIER	TRAVIS	78645	HYH0117	TX	1289



CENTRAL TEXAS REGIONAL  
**MOBILITY AUTHORITY**

## CTRMA Prohibited Vehicles

124	JAMES WAYNE ALLDREDGEGABRIEL MORONI ALLDREDGE	TRAVIS	78660	HWP4554	TX	141
125	ALEXANDRA TARANGO	TRAVIS	78641	HFK7893	TX	233
126	CHRISTOPHER W GIBSON	BASTROP	78613	GJ06XW	TX	309
127	JORGE ARMANDO MOGUEL UTERRA	BASTROP	78653	GJX8626	TX	227
128	ARLIN CALDERON	WILLIAMSON	78621	GGG2101	TX	761
129	CARLOS ALBERTO OCASIO JIMENEZ	WILLIAMSON	78664	FVX8466	TX	454
130	RICHIE HOOTSELL	WILLIAMSON	78642	FMX5314	TX	325
131	ALEXANDRIA MARA FRANKLIN	WILLIAMSON	78665	DSH6363	TX	122
132	TANYA RUIZ	TRAVIS	78704	DBM2423	TX	716
133	MENDI R CANOENRIQUE CANO JR	TRAVIS	78640	CWB6610	TX	162
134	JENNIFER SLAYTON	TRAVIS	78748	CKV6652	TX	662
135	MIGUEL A MUNIZ	TRAVIS	78642	DBN0333	TX	223
136	CARLOS A LUPERCIO	BASTROP	78717	BFH2627	TX	282
137	TRAVIS EDWARD ELLER	TRAVIS	78749	BA27116	TX	133
138	CHAD M STITH	LAMPASAS	78613	BZ9H597	TX	403
139	GEORGE H SMITH	WILLIAMSON	76550	BN14600	TX	157
140	AMBER DAWN THRAILKILL	WILLIAMSON	78613	KDD1315	TX	319
141	STEPHEN MICHAEL QUINN	WILLIAMSON	78653	KBX1830	TX	862
142	SPENCER KIEHL SANTE	TRAVIS	78634	JDJ3639	TX	246
143	ELIUD AZUARA-FLORESNORMA P GALLEGOS DE LA CRUZ	TRAVIS	78757	KNP2925	TX	203
144	KEIFER PARKER	WILLIAMSON	78653	HYB5159	TX	1054
145	MELANIE JEAN HOQUE	TRAVIS	78621	HRT0929	TX	196
146	SHANNON MICHELE MALLOW	TRAVIS	78753	HNY8280	TX	229
147	TEXAS PRO SOLUTIONS LLC (LESSE	WILLIAMSON	78610	DHC8440	TX	342
148	JESSICA C.RODRIGUEZJESSE P RODRIGUEZ JR	WILLIAMSON	78634	DG5J591	TX	395
149	ERIC LEE RAMIREZ	TRAVIS	78653	DFF5772	TX	753
150	CHARLES CORTINAS	TRAVIS	78660	JDJ7335	TX	610
151	JORDAN JAMES LIEDERHOUSE	TRAVIS	78613	HFZ8131	TX	637
152	KAMESHIA LASHON DUIRDEN	TRAVIS	78726	KSC6837	TX	435
153	CLARE MARIE HULAMAHAILEY ALAMEA HULAMA	TRAVIS	78664	KDB2346	TX	265
154	CESAR SALAZAR	HARRIS	78725	JDR9349	TX	344





CENTRAL TEXAS REGIONAL  
**MOBILITY AUTHORITY**

## CTRMA Prohibited Vehicles

155	ANGELINA TSOTSONIS ASHTONMICHAEL AARON ASHTON	TRAVIS	78757	JDJ6740	TX	159
156	JAMIE J PRATER-MERRILL	LLANO	78641	FVW5400	TX	451
157	MANUEL TORRES CASTANON	TRAVIS	76106	JBN1934	TX	124
158	REBECCA DOROTHY SPAW	TRAVIS	78641	GSPAW	TX	171
159	CHRIS CARRASQUILLO	TRAVIS	78753	JYW8412	TX	235
160	JENNIFER LYNN IRVINE	TRAVIS	78613	GNL8366	TX	1375
161	DEREK SEAN SMITH	WILLIAMSON	78641	GMZ8542	TX	443
162	MEGAN YANCEY	TRAVIS	78641	JYR3760	TX	538
163	FATEIN ZAYED	WILLIAMSON	78628	GMG8143	TX	397
164	LEONEL A VARELA RODRIGUEZDIANA MARIE NIEVES ORTIZ	HAYS	78641	FMY5305	TX	111
165	ELIZABETH CONTRERAS DBA JRCTRUCKING	TRAVIS	78714	FMY0154	TX	400
166	SAMUEL ISAI PADILLA-LUNA	WILLIAMSON	78617	HWR2857	TX	369
167	RAYVONTE LAMAR HALL	WILLIAMSON	78750	FYD5142	TX	183
168	COREY MARTIN HATCH	WILLIAMSON	78641	FYD4677	TX	544
169	MICHELLE CADENA SMITH	WILLIAMSON	78724	HTY1925	TX	519
170	NICK RENDULIC	TRAVIS	78665	HNR5102	TX	445
171	SHANE ANDERSON	BASTROP	78641	GCL9635	TX	522
172	NESTOR ALAIN MRAD BARROSO	WILLIAMSON	78653	JRT6038	TX	174
173	KAREN J NEAL	BASTROP	78729	HPF2868	TX	220
174	MOHAMMAD A DADANI	WILLIAMSON	78753	FFL0266	TX	620
175	ANNEMARIE HECTOR	TRAVIS	78613	DPF0821	TX	496
176	VIRGEL LAJEUNE STRONG	WILLIAMSON	78653	HZF6985	TX	430
177	ELIZABETH DIAZ LARA	NOLAN	78641	DNL3605	TX	332
178	PAUL R RUIZDEBORAH R RUIZ	WILLIAMSON	78602	DM2V279	TX	555
179	PRIMITIVO REVELES GUTIERREZMARTHA ALICIA SALAS	WILLIAMSON	78621	GSX1604	TX	304
180	CARYN V NEAL	TRAVIS	78729	DNL2441	TX	315
181	RORY J MILLER	TRAVIS	78653	DLG6512	TX	229
182	JENNIFER TORRES	LAMPASAS	78754	DF8D428	TX	262
183	NATHAN DAVID WHEELERHARECE KOBASIC WHEELER	HAYS	78957	DJC3190	TX	163
184	JESUS BACERRA INC	ANDERSON	78704	DBM9694	TX	453
185	WANDA YVONNE WILSON	CORYELL	78621	DF6V224	TX	233



CENTRAL TEXAS REGIONAL  
MOBILITY AUTHORITY

## CTRMA Prohibited Vehicles

186	ELAINE S GOESSLING	TRAVIS	78731	DN3H002	TX	197
187	RICARDO NORMAN ARTISTIKA TIMIYA ARTIS	WILLIAMSON	78641	DMW5486	TX	627
188	VICTORIA S REY	TRAVIS	78664	FVX2320	TX	441
189	VALERIE JULIA BEASLEYGREGORY DAMON ROSS JR	BASTROP	78724	FSD4064	TX	124
190	GINO CUSSIMANIO	HAYS	78641	CJL3556	TX	172
191	JAMIE MARIE MCDANIEL	TRAVIS	78613	CTH9913	TX	1501
192	CAREY RHYNE	WILLIAMSON	78641	CY2N712	TX	366
193	JOE ALBERT PADRONVICTORIA GALINDO GONZALEZ	WILLIAMSON	78634	CRD4988	TX	325
194	WALTER EVANS	TRAVIS	78641	BZ6C998	TX	259
195	CHRISTOPHER SATTERFIELD	TRAVIS	76549	HG73C	TX	257
196	MONICA IOANA CARRASCODANIEL LEE HENDERSON	TRAVIS	78645	KRN4744	TX	204
197	ANGELA RENEE FRAZIER	TRAVIS	78662	KGW7715	TX	209
198	CHRISTOPHER MARSZAL	TRAVIS	78645	HKS4415	TX	411
199	PHOENIX CLINCY	TRAVIS	78729	GTV5861	TX	440
200	TOBY WILLIAMS HARRIS	WILLIAMSON	78691	JTL3299	TX	371
201	AMANDA MARIE KOEPPE	BASTROP	78754	JJD8577	TX	311
202	MANUEL ARELLANOJACOB ANDREW VALADEZ	WILLIAMSON	78664	JHD8313	TX	291
203	MOYA AMORETTE ROGERS	WILLIAMSON	78750	KHZ7678	TX	670
204	VICTORIA GARCIA	TRAVIS	78664	JBP2657	TX	181
205	LONDYN RAE JOHNSON	WILLIAMSON	78717	HPD0441	TX	937
206	GORGINO VASQUEZ SR	BASTROP	78747	JWJ6307	TX	264
207	LIONEL S DEJESUS	TRAVIS	78641	GWZ3637	TX	489
208	STEPHANIE LOUISE JOHNSON	WILLIAMSON	78613	GN45FH	TX	202
209	MICHAEL BUTLER	WILLIAMSON	78645	GJY5759	TX	176
210	LAZARO FLORES	BASTROP	78723	KGW8820	TX	482
211	PAULA BROWN	WILLIAMSON	78613	HTM3376	TX	465
212	ELAISA MCFARLAND	WILLIAMSON	78626	FVW8847	TX	107
213	NELLIE BISSET BLACK	BURNET	78741	FSR3022	TX	120
214	ADRIANA SANABRIA	HILDALGO	79938	BSJ0649	TX	587
215	JOHNIE BURNS	WILLIAMSON	76550	BS7K596	TX	311
216	AMPARO SHANOR	WILLIAMSON	78747	BRT1867	TX	251



CENTRAL TEXAS REGIONAL  
MOBILITY AUTHORITY

## CTRMA Prohibited Vehicles

217	TRACY ANN HOEY	WILLIAMSON	78717	BK9W897	TX	148
218	VIVIAN PEREZ	WILLIAMSON	78664	BJM0485	TX	596
219	CAROLINA SARABIA	WILLIAMSON	78617	HMH2146	TX	166
220	KATHLEEN RILEY	TRAVIS	78745	HKS9854	TX	298
221	AMANDA DAWN SARGENT	WILLIAMSON	78617	HGB0769	TX	933
222	ELIAZAR LOPEZSTELLA M LOPEZ	BELL	78653	BFY1114	TX	383
223	PAMELA DEANN WILSON	TRAVIS	78665	HHD6842	TX	354
224	DAVID ROHWER	BASTROP	78621	HCL4343	TX	312
225	CARLYE ALDERETE	BASTROP	78749	GZB1380	TX	520
226	WILLIAM CLYDE WALDEN IILYNANNE MERCER WALDEN	TRAVIS	76064	GYS4137	TX	161
227	WENDY LISET ARGUETA	BASTROP	78664	DX6P300	TX	208
228	BHARGAVI CONDOOR	LEE	78641	DR9V282	TX	283
229	FRED E KUHN	BASTROP	77429	DMF3191	TX	232
230	JOSEPHINE ARCHER	TRAVIS	78645	GGW1343	TX	193
231	MARGARET H SCHMEISSER	TRAVIS	78613	GC90LC	TX	227
232	JOSE MANUEL SOTO HURTADO	WILLIAMSON	78609	FYD0258	TX	135
233	QUINDARIN HUNTER	WILLIAMSON	75220	FVF2114	TX	134
234	MARIO GEOVANNY VELASCO-REYES	TRAVIS	78613	FSD3573	TX	167
235	STEFANIE KERN	WILLIAMSON	78640	FRN326	TX	355
236	ARIANA RODRI LEDESMA HERNANDEZJOSE HECTOR LEDEZMA	WILLIAMSON	78653	FLD3322	TX	515
237	ROXANNE LEWIS	WILLIAMSON	78605	FKW6760	TX	130
238	ROBERT SIMS BROOKS	MILAM	78660	FHH9288	TX	547
239	YULANDA LATRICE POOL	TRAVIS	78617	FFH7109	TX	188
240	MARTHA MORENO CONTRERASJOHN HENRY TOPPE JR	BASTROP	78724	FPF9089	TX	554
241	SARA FLY	TRAVIS	78681	FBV6374	TX	210
242	MICHAEL JAMES NAGLE JR	BELL	78641	DMS6426	TX	610
243	AURORA DIANNE PEREZ	TRAVIS	78621	BW4W147	TX	498
244	TARAN NAVY	WILLIAMSON	78664	DSM4283	TX	262
245	ASHLEY MARIE MELBER	TRAVIS	78645	BN4C348	TX	158
246	SARAH ELIZABETH NUCKOLS	TRAVIS	78613	BKV0117	TX	485
247	ROBERT DELANO LIPPMAN	TRAVIS	78660	DKG2250	TX	264



CENTRAL TEXAS REGIONAL  
MOBILITY AUTHORITY

## CTRMA Prohibited Vehicles

248	WILLIAM W SCHOBAY JRGAIL SCHOBAY	TRAVIS	78947	DJ8W468	TX	155
249	MARIO C IBARRA	TRAVIS	78642	DBM8316	TX	1208
250	SAMUEL CAMACHO	VICTORIA	78613	CVV9851	TX	181
251	JEREMY WAYNE KIRKPATRICK	BELL	78666	CYZ8358	TX	383
252	PHILLIP HOWARD	TRAVIS	78653	CSJ1263	TX	244
253	BRYAN LEE HARMON II	TRAVIS	78628	CRJ4856	TX	335
254	BLAIR FOSTER	LAMPASAS	78613	BWS5429	TX	111
255	VARSHA A MEGHA	WILLIAMSON	78613	BTM5848	TX	534
256	JOSHUA VINCIC	BASTROP	78641	CKV6937	TX	626
257	RODNEY SEVIER	WILLIAMSON	78634	BS28015	TX	134
258	MOISES MANUEL MIRANDACASANDRA I GARCIA VELASCO	WILLIAMSON	78660	BN85360	TX	1144
259	CHELSEA ELIZABETH GROAT	FAYETTE	78641	BK9R153	TX	243
260	MICHELE D RIVERS	WILLIAMSON	78754	BMT6773	TX	160
261	LESLI ITZ	WILLIAMSON	78642	BGN9846	TX	1100
262	DARSCHE DARRELL REESE	BASTROP	78621	AK41372	TX	261
263	GREGORY TORRES	TRAVIS	78653	AA51236	TX	125
264	REBECCA ALENE DAVIS	BURNET	78621	BBZ2228	TX	318
265	JOLIE DUREE	WILLIAMSON	78704	B00DHA	TX	308
266	DANIEL MENDEZSTEPHANIE MENDEZ	WILLIAMSON	78725	AV78903	TX	256
267	ANGELICA WILLIAMSON	CALDWELL	78727	AJ88717	TX	204
268	ELSIE MAE WILLIAMS	BASTROP	78621	3LZYX	TX	197
269	BRIAN SCOTT WASHINGTON	TRAVIS	78602	1L04072	TX	163
270	RYAN CANTU	WILLIAMSON	78641	HGB1419	TX	1020
271	FISSEHA ALIYU DAMTEW	TRAVIS	78641	KFT3231	TX	248
272	AUSTEN LAWRENCE BROWNFARAH DENEEN BROWN	BASTROP	78653	FMT0644	TX	800
273	MELISSA CANTU	WILLIAMSON	76550	JCS3351	TX	466
274	CHRISTINA SOILEAU STAGG	TRAVIS	78737	HKL7390	TX	120
275	LEGENE BROOKS JRLAPORSHIA NEACHOALE BROOKS	BURNET	78653	KNP6840	TX	277
276	ALFREDO RODRIGUEZ REQUENESKATE RODRIGUEZ	TRAVIS	78602	KGW2926	TX	2021
277	KIM SUE COCO	WILLIAMSON	78640	KFT2543	TX	199
278	MONICA IVETTE AGUILAR	BASTROP	78660	KBY9319	TX	111



CENTRAL TEXAS REGIONAL  
**MOBILITY AUTHORITY**

## CTRMA Prohibited Vehicles

279	RALPH EUGENE HORRIDGE JRGAYLON BROOKS HORRIDGE	WILLIAMSON	78628	HZL1349	TX	728
280	LATOYA NATUSHA BROCK	COMAL	78754	GGH1352	TX	231
281	ROBERT EARL ASHFORD	WILLIAMSON	78748	FKV9433	TX	616
282	NICHOLAS ANGEL RUSSOMANNOSHANTEL RUSSOMANNO	WILLIAMSON	78633	KBM7949	TX	179
283	MARIO PADILLAJUANA REYNOSO	CORYELL	78612	HWR3460	TX	268
284	JONATHAN SALDANA NAVARRO	TRAVIS	78744	HPC9388	TX	2330
285	MICHELE LYNN MITCHELL	BELL	78641	HNZ0414	TX	721
286	JEDMUNDO GALINDO	WILLIAMSON	78613	HKB1852	TX	285
287	PERCY EDWARD JACKSON	TRAVIS	78660	HCD2559	TX	178
288	JASON CHRISTOPHER PETTITT	WILLIAMSON	76133	GKY3274	TX	120
289	ROBYN LYNN WALTERS	SMITH	76511	GKB3211	TX	219
290	GLENN W ROBERTSON	WILLIAMSON	78756	DYD1719	TX	438
291	KHANDIESE T COOPERWHITE E JAMES	WILLIAMSON	76542	CZ8G125	TX	413
292	SVC TRUCKING LLC	TRAVIS	78722	CXS2039	TX	963
293	SHANE DEROCHER	WILLIAMSON	78641	KRZ5120	TX	851
294	SABRINA MUNDAY CERVANTEZ	LLANO	78726	KNZ2483	TX	1155
295	ERIKA MOORE	WILLIAMSON	78728	KSC7305	TX	102
296	DAVID A HOOD	BASTROP	77904	KFS4043	TX	245
297	FABIAN ANTHONY SIMMONS	WILLIAMSON	78758	KNP3152	TX	1045
298	SCOTT B BOYKIN	HAYS	76550	KJZ5426	TX	463
299	ELIZABETH ANNETTE OTT	BURNET	78650	7PJDW	TX	173
300	JANIE LORAIN SIMMANK	MILAM	78660	KCJ3499	TX	419
301	CE CEDAR PARK WRECKERSERVICE INC	WILLIAMSON	78630	K081832	TX	925
302	JOHN ALAN GREGORYMAJELLA A CLARK	BELL	78621	6NLXG	TX	622
303	SHANIQUA J SKINNER	WILLIAMSON	78734	KNP8607	TX	148
304	KERRY A MURPHY	HARRIS	78727	KNP6465	TX	328
305	DANIELLE ANN SCHACHTSTEPHEN IRWIN SCHACHT	TRAVIS	78717	KML8239	TX	387
306	CHRISTOPHER LEE ANDERSON	BORDEN	80922	JMY8135	TX	294
307	CHRISTINA TOVAR AGUILAR	BASTROP	76574	JXD1982	TX	873
308	ERIKA L GARCIA-URIOSTEQUI	WILLIAMSON	78641	JWJ4972	TX	898
309	RICARDO SEPULVEDA	TRAVIS	78704	JWH9271	TX	199



CENTRAL TEXAS REGIONAL  
**MOBILITY AUTHORITY**

## CTRMA Prohibited Vehicles

310	YASMIN KYANA GLASPER	TRAVIS	78753	KKB7840	TX	317
311	MEAGAN SHAY HEFFINGTONLENARD WESLEY WILLIAMS	WILLIAMSON	78611	JSJ3987	TX	317
312	JERRY BUENTELLO MARQUEZ JR	TRAVIS	78641	KGW6191	TX	453
313	KENYA SHATONE CUNNINGHAM	WILLIAMSON	78750	JRT8886	TX	279
314	ANDREW BENJAMIN CHEATHAM	TRAVIS	78660	JGK6379	TX	196
315	SHANDA LATRICE JOHNSON	WILLIAMSON	78691	KMH1593	TX	687
316	SCOTT NICKOLAS RUSSO	WILLIAMSON	78642	JMR1113	TX	1238
317	Q'S TRUCKING AND DELIVERY LLC	TRAVIS	78660	JBM3750	TX	222
318	RAUL FERNANDO CAMACHOHANA PANGESTU	TRAVIS	78641	KGJ5052	TX	1281
319	RACHEL MENDEZ TOVAR	WILLIAMSON	78641	JBN1169	TX	183
320	F. LAWRENCE COLEMAN II	WILLIAMSON	78660	HPC8435	TX	250
321	JERRY RICHARD BROCKTIFFANY KAYE BROCK	WILLIAMSON	78641	HNY8356	TX	709
322	LINDSAY JO SHAPPEE	BEXAR	78717	KDB2094	TX	607
323	TIMOTHY F NICKDOWSHEREAN MEGHDADPOUR NICKDOW	WILLIAMSON	78717	HWR4206	TX	752
324	NATHAN RYAN CONRADKIMBERLY SHEA CONRAD	WILLIAMSON	78642	KJF9187	TX	211
325	RHONDA G OTUYA	BASTROP	76541	KDT1808	TX	871
326	TYLER GRANT BARCHENGER	TRAVIS	78641	JLK8839	TX	375
327	NELSON ROLLAND VON STROH	DALLAS	78664	JKV8330	TX	223
328	SHANTELL LYNN JUAREZ	NUECES	78641	KGC2385	TX	452
329	FRANCISCO DEANDA JRFRANCISCO DEANDA III	TRAVIS	78750	HTN1874	TX	689
330	STEPHANIE MICHELLE SMITH	TRAVIS	78641	HTL0273	TX	551
331	FERNANDO MIRELES MARTINEZ	TRAVIS	78672	JVW0474	TX	437
332	JENNIFER CASTILLEJAROY DANE WEBSTER	TRAVIS	78155	KBX0346	TX	519
333	KERON O CROFT	WILLIAMSON	92243	JNM9060	TX	285
334	ADELA GARZA CAMACHOZACHARY RYAN CAMACHO	TRAVIS	78641	JRV2399	TX	550
335	LETICIA CRUZ GUEVARAROBERTO RENE GUEVARA	TRAVIS	78542	JRK4121	TX	427
336	RONNIE ARNOLD ROBINSON JRWESLEY GENE SKILES	WILLIAMSON	78653	JRC3515	TX	2425
337	MEGHAN EILEEN MCARTHUR	WILLIAMSON	78612	JPX7150	TX	203
338	JESSICA BRIANNA ORTEGONPATRICIA MENDIETA	BASTROP	78641	JHD9564	TX	558
339	DANA MICHELLE PEREZ	BASTROP	78628	JKR6610	TX	138
340	JUAN IGNACIO WONG-BE	WILLIAMSON	78613	HHF0207	TX	1147



CENTRAL TEXAS REGIONAL  
**MOBILITY AUTHORITY**

## CTRMA Prohibited Vehicles

341	SCOTT ELIOT DREYERMEREDITH ALEXA DREYER	TRAVIS	78613	HWP0085	TX	263
342	KRISTEN DIANA CERAME	WILLIAMSON	78754	FTD0025	TX	153
343	JESSE BROCK TREADAWAY	TRAVIS	78660	GJX7454	TX	246
344	MATIAS VARELA ESTRADA	WILLIAMSON	78621	GHH1763	TX	488
345	TYHLER CONNALL SKRUCK	WILLIAMSON	78724	GGD7391	TX	189
346	MICHAEL E BODENSTEINER	WILLIAMSON	77833	HJS6495	TX	312
347	JORGE OLVERA	WILLIAMSON	78616	GZB1191	TX	377
348	JEFFREY RONELL SODIE	WILLIAMSON	78653	FMY3050	TX	154
349	CHRISTINA DELUNA CALVO	TRAVIS	78617	HCD2474	TX	592
350	CHARLES W AVERETT	TRAVIS	78613	GZS7232	TX	804
351	DERRIAN BRADLEY	TRAVIS	76502	HNR3339	TX	470
352	ANDREA NICOLE GALVANAURORA SAUCEDO GALVAN	BASTROP	78660	HKS6332	TX	417
353	DEMETRIA DESHAWN JOHNSON	TRAVIS	78613	HTL7420	TX	1844
354	SHEPHERD CHASE ALLEN	TRAVIS	78705	HMG6236	TX	279
355	JUDSON DEBS CARY	BEXAR	78717	GRX8678	TX	783
356	STEPHEN PAUL COSPER	TRAVIS	78664	GN56JM	TX	136
357	PENNY KAY BAUSER	WILLIAMSON	78602	HHD8879	TX	649
358	WILLIAM GUERIN HECKMAN	WILLIAMSON	78754	HGB5829	TX	336
359	RONNIE ARNOLD ROBINSON JRMEGHEIN TARVIN ROBINSON	TRAVIS	78653	HGB0695	TX	705
360	GARY ALEX ANAYA	TRAVIS	78745	GRB9019	TX	293
361	RAM CRYSTAL BRAUD	TRAVIS	78613	HHD7526	TX	378
362	LUIS EDUARDO ROSALES	WILLIAMSON	78380	HFP5560	TX	195
363	DEREK BROWER	WILLIAMSON	29483	GM50SB	TX	200
364	WARREN JOHNSON	TRAVIS	78666	DYT6705	TX	187
365	SANTOS DAVILA JR	TRAVIS	78613	DYC6958	TX	403
366	PAULA SAN MIGUEL	WILLIAMSON	78660	GWW2974	TX	130
367	KEVIN LAVAUGHN WHITEDANIELLE LAJAUNA WHITE	TRAVIS	76655	GTT1397	TX	142
368	JACQUELYN DENISE WILLIAMSON	WILLIAMSON	78653	HCL6870	TX	558
369	KANDIS KATE RUSHINGCURTIS DANIEL RUSHING	BASTROP	78681	HCD8678	TX	312
370	EDWARD LEE CUMBERLANDER JRMAYRA LIZETH JAIMES	BURNET	78621	H3MDUP	TX	466
371	JOSHUA JAMES DEMPSEY	WILLIAMSON	78645	GZG1296	TX	562





CENTRAL TEXAS REGIONAL  
MOBILITY AUTHORITY

## CTRMA Prohibited Vehicles

372	JOSE I SANCHEZ SANCHEZ	TRAVIS	78741	GZB0263	TX	174
373	CHRISTOPHER LEE PRESCOTT	WILLIAMSON	78626	GYG7649	TX	224
374	ALEJANDRO MIRELES	WILLIAMSON	78759	GZB6804	TX	1930
375	OMAR G ESQUEDA JR	TRAVIS	78653	GWW7591	TX	785
376	ESTHER AMAYRANI GOMEZ-GARCIA	HAYS	78653	GCL2305	TX	155
377	DENNIS JEREMY ORTIZ	WILLIAMSON	78644	GBD4534	TX	1155
378	ANDREA WILLIAMS ROBINSON	BASTROP	78702	FZG9677	TX	373
379	RALPH FORESTER GILBY II	WILLIAMSON	78613	FYD4582	TX	517
380	MICHAEL LOFTON	TRAVIS	78753	GBD4785	TX	476
381	JUDITH HAMILTON GARCIA	HAYS	78744	DYX6120	TX	490
382	ERIC JERMAIN DAVISDESHAWNA DAVIS	TRAVIS	78653	GCM2461	TX	202
383	KYLE KAREEM B NELSONREADA YVONNE NELSON	WILLIAMSON	76549	GMG6713	TX	647
384	SANTIAGO CAMPOS MARTINEZ	WILLIAMSON	78760	GKZ5635	TX	466
385	DIANA ROCHELLE NELSON	WILLIAMSON	78660	GGJ2948	TX	121
386	DEVON CHRISTOPHER ALEXANDERS	WILLIAMSON	78613	FJK9750	TX	362
387	SATURNINO LUIS ZERTUCHE II	NUECES	78641	DJC2378	TX	1049
388	JAIME GARCIA	WILLIAMSON	75043	FCF5253	TX	560
389	STEPHANIE GUERRA	TRAVIS	78617	DYX7512	TX	1810
390	GILBERT ANTHONY TORRESGUADALUPE AMADOR-GOMEZ	TRAVIS	78653	FBF7612	TX	161
391	MICHAEL SALINAS	WILLIAMSON	78660	FBF0325	TX	562
392	SANDY M MOLINA	TRAVIS	78664	DX5Z354	TX	392
393	ALICE VISCONTI	TRAVIS	78757	DB8S677	TX	129
394	FELIX SANCHEZ RESENDIZ	TARRANT	78664	BL76509	TX	211
395	JENNIFER LYNN BETTIS	BELL	78641	BFG9867	TX	590
396	BARBARA NASHTENEIKA NASH	TRAVIS	78653	BVT3887	TX	850
397	FLORENCE MICHELLE DANIEL	WILLIAMSON	78621	9PPNX	TX	316
398	GREG GOWERVICKY GOWER	BASTROP	78642	BMY2761	TX	253
399	SAMUEL DAVID BILLS	TRAVIS	78723	BH66841	TX	182
400	JOSE CRUZ YEPEZ	WILLIAMSON	76667	BE57275	TX	1001
401	KIMBERLY STEAMER	WILLIAMSON	78621	BN8K393	TX	625
402	FRANK FRY	WILLIAMSON	78617	81BVV6	TX	182





CENTRAL TEXAS REGIONAL  
**MOBILITY AUTHORITY**

## CTRMA Prohibited Vehicles

403	ZACHARY OSCAR EISENBERG	BASTROP	78660	BB44682	TX	306
404	VELMA R ORTEGA	HILDALGO	78630	BA27397	TX	745
405	MELISSA JO WILTON	WILLIAMSON	78724	BDT6815	TX	648
406	STEPHEN CARROL WALLACE	WILLIAMSON	78662	AU98628	TX	707
407	SAMUEL MARTINEZMARGARITA MARTINEZ	TRAVIS	78664	AJ21970	TX	436
408	BRIDGETTE JONN ROMERO	WILLIAMSON	78758	BD9M248	TX	186
409	RANIE JETT LEWIS	WILLIAMSON	78642	AJ08561	TX	790
410	ROBERT WAYNE MEYER	TRAVIS	78610	929W3J	TX	187
411	ELIZABETH F BOETTCHER	TRAVIS	78641	7DRWW	TX	630
412	TIFFANY MORRISON	BRAZOS	78757	5PPNZ	TX	1212
413	BRADLY ODEN	BASTROP	78612	6GBLT	TX	558
414	KINGSLEY MVP LLC	TRAVIS	78753	1DE824	TX	440
415	CLEMENTE PENA PEREZ	TRAVIS	78640	KLG5387	TX	443
416	PATRICK WAYNE LESLIE	TRAVIS	78641	KKB7398	TX	895
417	JENNIFER CALDERON	TRAVIS	78653	KNP7980	TX	342
418	DAVID JONATHAN DE LA CRUZ	WILLIAMSON	78723	KLK1096	TX	582
419	JASON ROBERTS	DALLAS	78724	JRG8343	TX	949
420	NAKEENYA SIJUAN WILSONMORRIS RONALD WILSON II	WILLIAMSON	78634	KNN4320	TX	216
421	PAUL SALDARRIAGA	TRAVIS	78717	JLB4687	TX	984
422	CANDELARIO MARTINEZ JR	TRAVIS	76513	KFD3603	TX	145
423	KARIN ANN MURPHY	TRAVIS	78641	KLV4838	TX	837
424	JACOB FREDERICK KARLESKINT	WILLIAMSON	78729	KLF9053	TX	356
425	BRITT MONROE VEALEY	TRAVIS	78681	KJF7707	TX	156
426	NICHOLAS ALEXANDER FOSTERNICHOLE RODRIGUEZ MOORE	CORYELL	78681	KJD2629	TX	132
427	TAMEKA TOINETTE RICKS	BELL	78664	KGD9751	TX	126
428	SCOTT EDWARD ALEXANDER	WILLIAMSON	78642	KDB5940	TX	236
429	CHARLOTTE M BROWN	TRAVIS	78653	KBY0291	TX	763
430	ANDREA CHRISTINE JOHNSON	TRAVIS	80904	KBX8576	TX	111
431	ADELAIDA DIMASROBERTO SANCHEZ SOLIS	ANDERSON	78659	JZF8639	TX	1352
432	ISAURA CASTORENA	TRAVIS	78724	JRG3339	TX	233
433	NOEMI MARIN OCHOA	TRAVIS	78621	JRC3185	TX	538



CENTRAL TEXAS REGIONAL  
**MOBILITY AUTHORITY**

## CTRMA Prohibited Vehicles

434	TRANIECE LANELLE BELLINGER	BELL	78617	JLK7236	TX	180
435	PHILLIP MURRAY DEMPSPATSY KELLY STERLING	WILLIAMSON	78653	GTV6062	TX	1563
436	FELIPE BANUELOS	BELL	78617	GRX9236	TX	325
437	EARL LEE LOFTONLATANYA RUMAE LOFTON	WILLIAMSON	78721	JYW7449	TX	334
438	JEREMIAH MARK DICKINSON	TRAVIS	78641	JXD4685	TX	729
439	SANDHILLS ELECTRIC SERVICE LLC	WILLIAMSON	79714	JVS5477	TX	240
440	BRIAN C RICHBURG	TRAVIS	76040	JDD4701	TX	242
441	ANSAM RAHEEM THAMER AL DARRAJI	BASTROP	78717	JJV2015	TX	167
442	KEITH JOSH CABALLERO	TRAVIS	78660	JJF6893	TX	386
443	MICHAEL PAUL KATZ	TRAVIS	78240	HWP1184	TX	223
444	JOHN DOUGLAS SHARP	WILLIAMSON	78626	HWJ2113	TX	785
445	VALDEMAR BERRUQUIN RAMON	TRAVIS	78650	HRV1246	TX	1359
446	ANTHONY CHARLES JAURIGUE	TRAVIS	78613	JCR6253	TX	515
447	CHRISTIE E MCCORMICK-WITSTYN	TRAVIS	78641	JCR5659	TX	571
448	LAURA LYNN FARRIS	TRAVIS	79852	JBP2698	TX	396
449	MICHAEL CHANDLER CURTISCLEVELAND MALCOLM DODGE	TRAVIS	76823	JDJ5894	TX	881
450	ZENAIDA LASEAN DAVIS	TRAVIS	78602	JBP1017	TX	180
451	MARY ANN RODRIGUEZPEDRO JESUS RAMIREZ	TRAVIS	78617	JBN5664	TX	891
452	VICTOR GONZALEZ	TRAVIS	78723	HZK9919	TX	315
453	DEVEN WELTON RICHTER	TRAVIS	78613	HYB4909	TX	243
454	MONIQUE CLOUD	WILLIAMSON	78660	HWK1803	TX	596
455	OREL G LEE	TRAVIS	78641	HTL9908	TX	113
456	PATRICK MICHAEL BURGESS	TRAVIS	78641	HPM3442	TX	135
457	DENISE DAVIS WATSON	TRAVIS	78642	GZG8443	TX	264
458	COURTNEY JADE AUBINWADE LEE AUBIN	TRAVIS	78645	GSW3307	TX	630
459	BROOKE MONIQUE HULL	TRAVIS	78641	GRX8536	TX	218
460	JEROME MORRIS HOWARD	TRAVIS	78653	DFD7897	TX	1643
461	JULIE TURNER	WILLIAMSON	78660	GCL3548	TX	114
462	ANDRES BANDA	TRAVIS	76537	HTM5703	TX	415
463	KENNETH ROYCROFT III	WILLIAMSON	78737	CPL7147	TX	102
464	SHAWN PATRICK PUGH	TRAVIS	78634	CD9L078	TX	225



CENTRAL TEXAS REGIONAL  
**MOBILITY AUTHORITY**

## CTRMA Prohibited Vehicles

465	PHILLIP JORDAN UZUEGBUNGAM	TRAVIS	78602	BCK1015	TX	1038
466	ANGEL BENITEZ-REYES	BASTROP	78634	FHD3145	TX	532
467	KRYSTAL LYNN MAURICIOALVINO REY MAURICIO III	MEDINA	78641	KNP3097	TX	1439
468	TERRENCE JAY BABOLADBA CAPITOL CITY EXPRESS	WILLIAMSON	78753	KMN0681	TX	103
469	HOLLY DEANN KINCAID	WILLIAMSON	80031	KNP3207	TX	375
470	PARKER MICHELLE RUDOLPHHAROLD EUGENE RUDOLPH	BASTROP	78621	KLV8083	TX	1088
471	CHRISTY LYNN PAGE	HAYS	78641	KLG0273	TX	377
472	ROBERT MICHAEL ROBINSONLORETTA JEANNE ROBINSON	WILLIAMSON	78613	KKB9878	TX	225
473	ROBERT JUSTIN LANDERS	TRAVIS	78758	KJD6127	TX	403
474	NATHAN NOEL VOJENNIFER JEANETTE FLOWERS	WILLIAMSON	78729	KPZ7227	TX	201
475	LEE BERNARD LOFTON	TRAVIS	78729	KJF8548	TX	1702
476	MELANIE AMYTHYSTDAWN FULLERHAILEY FULLER	TRAVIS	78665	KGZ7585	TX	125
477	MICHAEL JOSEPH PAYNE	BASTROP	78634	KDS8071	TX	455
478	TAMIR MOHAMEDWAIL ADAM MOHAMED	TRAVIS	78634	KNZ0830	TX	1838
479	CASSANDRA SIMPSON	WILLIAMSON	78613	KNP7034	TX	119
480	CINDY SIMENTALTYLER STEPHAN GORSKI	WILLIAMSON	78724	KNN6747	TX	495
481	CARMEN MOCTEZUMA	MONTGOMERY	78664	KLG8916	TX	472
482	LESLIE KOSLER DELVIGE	WILLIAMSON	78681	JYP8155	TX	3454
483	JOCELYN FRANKLIN	TRAVIS	78641	JWJ7812	TX	188
484	DAVID VELA JR	TRAVIS	78741	JYW9076	TX	221
485	ADAM BRIAN CHAPMAN	TRAVIS	78628	JYD4739	TX	570
486	MATTHEW FRANCIS PLOCICABRITTANY RECHELLE PLOCICA	CULBERSON	78621	KJF5123	TX	296
487	ISIDRO LONGORIA	TRAVIS	78724	KHZ8074	TX	101

**MEETING OF THE BOARD OF DIRECTORS  
OF THE  
CENTRAL TEXAS REGIONAL MOBILITY AUTHORITY**

**RESOLUTION NO. 21-068**

**ACCEPT THE FINANCIAL STATEMENTS FOR SEPTEMBER 2021**

WHEREAS, the Central Texas Regional Mobility Authority (Mobility Authority) is empowered to procure such goods and services as it deems necessary to assist with its operations and to study and develop potential transportation projects, and is responsible to insure accurate financial records are maintained using sound and acceptable financial practices; and

WHEREAS, close scrutiny of the Mobility Authority's expenditures for goods and services, including those related to project development, as well as close scrutiny of the Mobility Authority's financial condition and records is the responsibility of the Board and its designees through procedures the Board may implement from time to time; and

WHEREAS, the Board has adopted policies and procedures intended to provide strong fiscal oversight and which authorize the Executive Director, working with the Mobility Authority's Chief Financial Officer, to review invoices, approve disbursements, and prepare and maintain accurate financial records and reports; and

WHEREAS, the Executive Director, working with the Chief Financial Officer, has reviewed and authorized the disbursements necessary for the month of September 2021, and has caused financial statements to be prepared and attached to this resolution as Exhibit A; and

NOW THEREFORE, BE IT RESOLVED, that the Board of Directors accepts the financial statements for September 2021, attached hereto as Exhibit A.

Adopted by the Board of Directors of the Central Texas Regional Mobility Authority on the 17<sup>th</sup> day of November 2021.

Submitted and reviewed by:

  
\_\_\_\_\_  
Geoffrey Petrov, General Counsel

Approved:

  
\_\_\_\_\_  
Robert W. Jenkins, Jr.  
Chairman, Board of Directors

**Exhibit A**

**Central Texas Regional Mobility Authority**  
**Income Statement**  
**For the Period Ending September 30, 2021**

	Budget Amount FY 2021	Actual Year to Date	Percent of Budget	Actual Prior Year to Date
<b>REVENUE</b>				
<b>Operating Revenue</b>				
Toll Revenue - Tags	105,220,500	27,412,536	26.05%	17,147,694
Video Tolls	31,433,500	9,883,492	31.44%	5,067,979
Fee Revenue	13,921,000	3,405,970	24.47%	2,617,325
<b>Total Operating Revenue</b>	<b>150,575,000</b>	<b>40,701,999</b>	<b>27.03%</b>	<b>24,832,998</b>
<b>Other Revenue</b>				
Interest Income	1,230,764	56,155	4.56%	244,797
Grant Revenue	2,180,000	20,995	0.96%	380,990
Misc Revenue	320,000	58,813	18.38%	-
Gain/Loss on Sale of Asset	-	6,568	-	-
<b>Total Other Revenue</b>	<b>3,730,764</b>	<b>142,531</b>	<b>3.82%</b>	<b>625,788</b>
<b>TOTAL REVENUE</b>	<b>\$154,305,764</b>	<b>\$40,844,530</b>	<b>26.47%</b>	<b>25,458,785</b>
<b>EXPENSES</b>				
<b>Salaries and Benefits</b>				
Salary Expense-Regular	4,940,743	901,020	18.24%	1,002,025
Salary Reserve	80,000	-	-	-
TCDRS	1,016,106	256,556	25.25%	144,061
FICA	238,665	45,474	19.05%	42,072
FICA MED	74,643	14,263	19.11%	15,089
Health Insurance Expense	584,978	98,873	16.90%	120,362
Life Insurance Expense	6,714	1,620	24.13%	1,204
Auto Allowance Expense	10,200	2,125	20.83%	2,125
Other Benefits	209,200	25,305	12.10%	29,239
Unemployment Taxes	5,184	3,509	67.68%	161
<b>Total Salaries and Benefits</b>	<b>7,166,434</b>	<b>1,348,745</b>	<b>18.82%</b>	<b>1,356,339</b>

**Central Texas Regional Mobility Authority**  
**Income Statement**  
**For the Period Ending September 30, 2021**

	Budget Amount FY 2021	Actual Year to Date	Percent of Budget	Actual Prior Year to Date
<b>Administrative</b>				
<b>Administrative and Office Expenses</b>				
Accounting	9,000	2,004	22.26%	2,165
Auditing	144,550	100,975	69.85%	91,475
Human Resources	30,000	507	1.69%	803
IT Services	285,000	33,095	11.61%	66,107
Internet	450	-	-	-
Software Licenses	514,500	116,141	22.57%	33,572
Cell Phones	24,800	4,627	18.66%	2,651
Local Telephone Service	105,000	22,154	21.10%	22,211
Overnight Delivery Services	200	44	21.91%	-
Local Delivery Services	50	-	-	12
Copy Machine	16,000	2,544	15.90%	3,816
Repair & Maintenance-General	10,000	-	-	175
Meeting Expense	13,250	230	1.73%	734
Toll Tag Expense	3,000	340	11.33%	750
Parking / Local Ride Share	2,750	-	-	-
Mileage Reimbursement	4,800	50	1.04%	51
Insurance Expense	651,000	154,359	23.71%	103,298
Rent Expense	575,000	126,886	22.07%	140,688
Building Parking	11,000	74	0.67%	-
Legal Services	312,500	29,029	9.29%	36,481
<b>Total Administrative and Office Expenses</b>	<b>2,712,850</b>	<b>593,059</b>	<b>21.86%</b>	<b>504,990</b>
<b>Office Supplies</b>				
Books & Publications	4,250	292	6.86%	839
Office Supplies	11,000	582	5.29%	2,152
Misc Office Equipment	4,500	630	13.99%	101
Computer Supplies	186,950	9,045	4.84%	24,328
Copy Supplies	1,500	-	-	55
Other Reports-Printing	5,000	-	-	-
Office Supplies-Printed	5,000	-	-	-
Postage Expense	650	112	17.21%	120
<b>Total Office Supplies</b>	<b>218,850</b>	<b>10,660</b>	<b>4.87%</b>	<b>27,595</b>

**Central Texas Regional Mobility Authority**  
**Income Statement**  
**For the Period Ending September 30, 2021**

	Budget Amount FY 2021	Actual Year to Date	Percent of Budget	Actual Prior Year to Date
<b>Communications and Public Relations</b>				
Graphic Design Services	75,000	-	-	-
Website Maintenance	100,000	19,479	19.48%	4,876
Research Services	275,000	10,109	3.68%	30,671
Communications and Marketing	500,000	12,827	2.57%	32,954
Advertising Expense	800,000	65,263	8.16%	104,773
Direct Mail	85,000	-	-	-
Video Production	179,000	8,820	4.93%	8,820
Photography	10,000	199	1.99%	-
Radio	75,000	-	-	-
Promotional Items	10,000	-	-	945
Annual Report printing	5,600	780	13.92%	553
Direct Mail Printing	40,000	-	-	285
Other Communication Expenses	15,000	11,040	73.60%	690
<b>Total Communications and Public Relations</b>	<b>2,169,600</b>	<b>128,515</b>	<b>5.92%</b>	<b>184,567</b>
<b>Employee Development</b>				
Subscriptions	50,560	123	0.24%	1,101
Agency Memberships	57,942	150	0.26%	950
Continuing Education	11,000	50	0.45%	275
Professional Development	14,000	-	-	-
Other Licenses	1,850	375	20.27%	80
Seminars and Conferences	45,500	1,350	2.97%	(6,789)
Travel	89,500	-	-	-
<b>Total Employee Development</b>	<b>270,352</b>	<b>2,048</b>	<b>0.76%</b>	<b>(4,383)</b>
<b>Financing and Banking Fees</b>				
Trustee Fees	60,000	11,463	19.10%	3,763
Bank Fee Expense	2,000	917	45.85%	133
Continuing Disclosure	4,000	-	-	-
Arbitrage Rebate Calculation	10,000	-	-	-
Rating Agency Expense	50,000	-	-	17,000
<b>Total Financing and Banking Fees</b>	<b>126,000</b>	<b>12,380</b>	<b>9.83%</b>	<b>20,895</b>
<b>Total Administrative</b>	<b>5,497,652</b>	<b>746,662</b>	<b>13.58%</b>	<b>733,663</b>



**Central Texas Regional Mobility Authority**  
**Income Statement**  
**For the Period Ending September 30, 2021**

	Budget Amount FY 2021	Actual Year to Date	Percent of Budget	Actual Prior Year to Date
<b>Operations and Maintenance</b>				
<b>Operations and Maintenance Consulting</b>				
GEC-Trust Indenture Support	521,829	254,954	48.86%	261,371
GEC-Financial Planning Support	243,804	43,747	17.94%	44,649
GEC-Toll Ops Support	1,314,155	247,250	18.81%	70,393
GEC-Roadway Ops Support	1,186,339	91,192	7.69%	171,832
GEC-Technology Support	1,438,856	286,229	19.89%	479,203
GEC-Public Information Support	-	51,200	-	2,273
GEC-General Support	1,473,429	277,088	18.81%	146,995
General System Consultant	1,653,940	256,823	15.53%	60,068
Traffic Modeling	67,000	91,842	137.08%	32,417
Traffic and Revenue Consultant	175,000	191,735	109.56%	43,728
<b>Total Operations and Maintenance Consulting</b>	<b>8,074,352</b>	<b>1,792,062</b>	<b>22.19%</b>	<b>1,312,930</b>
<b>Roadway Operations and Maintenance</b>				
Roadway Maintenance	4,487,800	447,463	9.97%	1,078,280
Landscape Maintenance	2,302,400	599,145	26.02%	-
Signal & Illumination Maint	50,000	-	-	-
Maintenance Supplies-Roadway	350,000	26,100	7.46%	-
Tools & Equipment Expense	25,000	-	-	2,312
Gasoline	30,000	3,714	12.38%	2,595
Repair & Maintenance - Vehicles	10,000	369	3.69%	1,784
Natural Gas	2,500	1,100	44.00%	617
Electricity - Roadways	250,000	40,389	16.16%	34,867
<b>Total Roadway Operations and Maintenance</b>	<b>7,507,700</b>	<b>1,118,279</b>	<b>14.90%</b>	<b>1,120,455</b>
<b>Toll Processing and Collection Expense</b>				
Image Processing	3,000,000	931,654	31.06%	283,382
Tag Collection Fees	6,041,000	2,133,520	35.32%	1,365,382
Court Enforcement Costs	75,000	-	-	-
DMV Lookup Fees	250	-	-	-
<b>Total Processing and Collection Expense</b>	<b>9,116,250</b>	<b>3,065,174</b>	<b>33.62%</b>	<b>1,648,764</b>

**Central Texas Regional Mobility Authority**  
**Income Statement**  
**For the Period Ending September 30, 2021**

	Budget Amount FY 2021	Actual Year to Date	Percent of Budget	Actual Prior Year to Date
<b>Toll Operations Expense</b>				
Generator Fuel	3,000	-	-	-
Fire and Burglar Alarm	500	123	24.67%	123
Refuse	2,200	393	17.86%	470
Water - Irrigation	7,500	1,289	17.18%	835
Electricity	500	186	37.23%	106
ETC spare parts expense	50,000	-	-	-
Repair & Maintenance Toll Equip	75,000	-	-	-
Law Enforcement	450,000	50,950	11.32%	52,768
ETC Maintenance Contract	5,390,000	43,900	0.81%	704,980
ETC Toll Management Center System Operation	642,852	37,500	5.83%	93,187
ETC Development	1,140,000	223,931	19.64%	481,505
ETC Testing	200,000	-	-	1,427
<b>Total Toll Operations Expense</b>	<b>7,961,552</b>	<b>358,272</b>	<b>4.50%</b>	<b>1,335,401</b>
<b>Total Operations and Maintenance</b>	<b>32,659,854</b>	<b>6,333,787</b>	<b>19.39%</b>	<b>5,417,549</b>
<b>Other Expenses</b>				
<b>Special Projects and Contingencies</b>				
HERO	148,000	36,957	24.97%	12,319
Special Projects	150,000	-	-	4,447
71 Express Net Revenue Payment	4,000,000	1,101,925	27.55%	751,833
Technology Initiatives	185,000	10,279	5.56%	39,295
Other Contractual Svcs	370,000	59,500	16.08%	143,202
Contingency	300,000	-	-	-
<b>Total Special Projects and Contingencies</b>	<b>5,153,000</b>	<b>1,208,661</b>	<b>23.46%</b>	<b>951,096</b>

**Central Texas Regional Mobility Authority**  
**Income Statement**  
**For the Period Ending September 30, 2021**

	Budget Amount FY 2021	Actual Year to Date	Percent of Budget	Actual Prior Year to Date
<b>Non Cash Expenses</b>				
Amortization Expense	1,125,000	349,778	31.09%	226,250
Amort Expense - Refund Savings	2,715,425	678,856	25.00%	264,454
Dep Exp - Furniture & Fixtures	2,614	653	25.00%	653
Dep Expense - Equipment	2,500	625	25.00%	625
Dep Expense - Autos & Trucks	43,085	5,735	13.31%	10,793
Dep Expense - Buildng & Toll Fac	176,748	44,187	25.00%	44,187
Dep Expense - Highways & Bridges	49,342,469	12,655,386	25.65%	8,696,084
Dep Expense - Toll Equipment	4,060,300	1,018,608	25.09%	914,458
Dep Expense - Signs	1,202,171	254,143	21.14%	254,143
Dep Expense - Land Improvements	1,163,209	221,234	19.02%	221,234
Depreciation Expense - Computers	192,000	47,270	24.62%	49,048
Undevelopable Projects	-	-	-	4,468,748
<b>Total Non Cash Expenses</b>	<b>60,025,522</b>	<b>15,276,476</b>	<b>25.45%</b>	<b>15,150,676</b>
<b>Total Other Expenses</b>	<b>65,178,522</b>	<b>16,485,137</b>	<b>25.29%</b>	<b>16,101,772</b>
<b>Non Operating Expenses</b>				
Bond Issuance Expense	1,227,474	331,125	26.98%	1,560,073
Loan Fee Expense	50,000	-	-	-
Interest Expense	83,789,516	20,560,802	24.54%	9,277,532
CAMPO RIF Payment	-	5,000,000	-	-
Community Initiatives	57,500	17,550	30.52%	22,050
<b>Total Non Operating Expenses</b>	<b>85,124,490</b>	<b>25,909,478</b>	<b>30.44%</b>	<b>10,859,655</b>
<b>TOTAL EXPENSES</b>	<b>\$195,626,952</b>	<b>\$50,823,809</b>	<b>25.98%</b>	<b>\$34,468,978</b>
<b>Net Income</b>	<b>(\$41,321,188)</b>	<b>(\$9,979,279)</b>		<b>(\$9,010,193)</b>

**Central Texas Regional Mobility Authority**  
**Balance Sheet**  
**as of September 30, 2021**

	as of 09/30/2021		as of 09/30/2020	
<b>ASSETS</b>				
<b>Current Assets</b>				
<b>Cash</b>				
Regions Operating Account	\$ 1,215,468		\$ 378,493	
Cash in TexStar	1,040,217		240,101	
Regions Payroll Account	149,919		65,314	
<b>Restricted Cash</b>				
Goldman Sachs FSGF 465	542,367,543		147,182,253	
Restricted Cash - TexSTAR	151,866,879		271,063,725	
Overpayments account	626,619		719,478	
<b>Total Cash and Cash Equivalents</b>		<u>697,266,643</u>		<u>419,649,364</u>
<b>Accounts Receivable</b>				
Accounts Receivable	2,770,089		2,770,089	
Due From Other Agencies	83,228		53,287	
Due From TTA	4,039,245		637,078	
Due From NTTA	1,148,059		788,468	
Due From HCTRA	1,593,212		985,807	
Due From TxDOT	139,239		363,583	
Interest Receivable	675,683		97,930	
<b>Total Receivables</b>		<u>10,448,756</u>		<u>5,696,241</u>
<b>Short Term Investments</b>				
Treasuries	329,356,750		-	
Agencies	169,282,486		-	
<b>Total Short Term Investments</b>		<u>498,639,236</u>		<u>-</u>
<b>Total Current Assets</b>		<u>1,206,354,636</u>		<u>425,345,604</u>
<b>Total Construction in Progress</b>		210,892,897		650,002,164
<b>Fixed Assets (Net of Depreciation and Amortization)</b>				
Computers	240,318		429,904	
Computer Software	2,311,532		3,158,136	
Furniture and Fixtures	4,138		6,752	
Equipment	119,838		3,999	
Autos and Trucks	33,797		62,626	
Buildings and Toll Facilities	4,549,579		4,726,327	
Highways and Bridges	1,750,045,401		1,184,790,380	
Toll Equipment	21,457,435		21,958,790	
Signs	13,485,108		12,811,076	
Land Improvements	6,862,969		7,747,903	
Right of way	88,149,606		88,149,606	
Leasehold Improvements	79,319		125,461	
<b>Total Fixed Assets</b>		<u>1,887,339,042</u>		<u>1,323,970,961</u>
<b>Other Assets</b>				
Intangible Assets-Net	123,655,207		129,462,668	
2005 Bond Insurance Costs	3,594,056		3,807,564	
Prepaid Insurance	-		154,377	
Deferred Outflows (pension related)	641,074		198,767	
Pension Asset	591,247		896,834	
<b>Total Other Assets</b>		<u>128,481,583</u>		<u>134,520,210</u>
<b>Total Assets</b>		<u><u>\$ 3,433,068,158</u></u>		<u><u>\$ 2,533,838,939</u></u>

**Central Texas Regional Mobility Authority**  
**Balance Sheet**  
**as of September 30, 2021**

	as of 09/30/2021	as of 09/30/2020
<b>LIABILITIES</b>		
<b>Current Liabilities</b>		
Accounts Payable	\$ 36,298,693	\$ 7,201,520
Construction Payable	10,023,101	20,518,109
Overpayments	629,946	722,663
Interest Payable	25,901,356	13,247,676
Due to other Funds	-	1,687,633
TCDRS Payable	57,707	68,987
Due to other Agencies	8,118	3,033
Due to TTA	519,271	413,847
Due to NTTA	83,919	57,571
Due to HCTRA	118,502	73,254
Due to Other Entities	1,104,346	941,759
71E TxDOT Obligation - ST	2,625,615	2,020,433
<b>Total Current Liabilities</b>	<b>77,370,575</b>	<b>46,956,483</b>
<b>Long Term Liabilities</b>		
Compensated Absences	285,301	543,329
Deferred Inflows (pension related)	109,052	164,402
<b>Long Term Payables</b>	<b>394,353</b>	<b>707,731</b>
<b>Bonds Payable</b>		
<b>Senior Lien Revenue Bonds:</b>		
Senior Lien Revenue Bonds 2010	82,850,936	76,896,910
Senior Lien Revenue Bonds 2011	18,857,674	17,726,269
Senior Refunding Bonds 2013	7,080,000	10,840,000
Senior Lien Revenue Bonds 2015	298,790,000	298,790,000
Senior Lien Refunding Revenue Bonds 2016	348,295,000	356,785,000
Senior Lien Revenue Bonds 2018	44,345,000	44,345,000
Senior Lien Revenue Bonds 2020A	50,265,000	50,265,000
Senior Lien Refunding Bonds 2020B	56,205,000	57,120,000
Senior Lien Refunding Bonds 2020C	138,435,000	138,435,000
Senior Lien Revenue Bonds 2020E	167,160,000	-
Senior Lien Revenue Bonds 2021B	255,075,000	-
Sn Lien Rev Bnd Prem/Disc 2013	2,236,397	4,025,514
Sn Lien Revenue Bnd Prem 2015	16,888,708	18,085,213
Senior Lien Premium 2016 Revenue Bonds	37,969,218	42,012,388
Sn Lien Revenue Bond Premium 2018	3,349,721	3,616,294
Senior Lien Revenue Bond Premium 2020A	11,441,313	11,649,980
Senior Lien Refunding Bond Premium 2020B	12,172,962	12,708,038
Senior Lien Revenue Bonds Premium 2020E	27,142,462	-
Senior Lien Revenue Bonds Premium 2021B	53,706,204	-
<b>Total Senior Lien Revenue Bonds</b>	<b>1,632,265,594</b>	<b>1,143,300,605</b>
<b>Sub Lien Revenue Bonds:</b>		
Sub Lien Refunding Bonds 2013	5,320,000	7,790,000
Sub Lien Refunding Bonds 2016	73,055,000	73,490,000
Subordinated Lien BANs 2018	46,020,000	46,020,000
Sub Lien Refunding Bonds 2020D	99,705,000	99,705,000
Subordinated Lien BANs 2020F	110,875,000	-
Subordinate Lien Refunding Bonds 2020G	61,570,000	-
Subordinated Lien BANs 2021C	244,185,000	-
Sub Refunding 2013 Prem/Disc	477,185	858,932
Sub Refunding 2016 Prem/Disc	6,407,577	7,243,199
Sub Lien BANS 2018 Premium	-	661,416
Subordinated Lien BANs 2020F Premium	13,009,310	-
Subordinated Lien Refunding Bonds Premium 2020G	7,471,198	-
Sub Lien BANS 2021C Premium	39,961,306	-
<b>Total Sub Lien Revenue Bonds</b>	<b>708,056,576</b>	<b>235,768,547</b>

**Central Texas Regional Mobility Authority**  
**Balance Sheet**  
**as of September 30, 2021**

	as of 09/30/2021	as of 09/30/2020
<b>Other Obligations</b>		
TIFIA Note 2015	-	299,330,745
TIFIA Note 2019	-	51,917
TIFIA Note 2021	305,879,497	-
SIB Loan 2015	-	33,695,520
State Highway Fund Loan 2015	-	33,695,550
71E TxDOT Obligation - LT	57,263,411	60,728,211
Regions 2017 MoPAC Note	24,990,900	24,990,900
<b>Total Other Obligations</b>	<u>388,133,808</u>	<u>452,492,842</u>
<b>Total Long Term Liabilities</b>	<u>2,728,850,331</u>	<u>1,832,269,725</u>
<b>Total Liabilities</b>	<u><b>2,806,220,906</b></u>	<u><b>1,879,226,208</b></u>
	<b>NET ASSETS</b>	
Contributed Capital	121,462,104	121,462,104
Net Assets Beginning	515,363,818	542,160,209
Current Year Operations	(9,978,669)	(9,009,583)
<b>Total Net Assets</b>	<u><b>626,847,252</b></u>	<u><b>654,612,730</b></u>
<b>Total Liabilities and Net Assets</b>	<u><b>\$ 3,433,068,158</b></u>	<u><b>\$ 2,533,838,939</b></u>

**Central Texas Regional Mobility Authority**  
**Statement of Cash Flow**  
**as of September 2021**

**Cash flows from operating activities:**

Receipts from toll revenues	\$	38,589,276
Receipts from interest income		57,971
Payments to vendors		(8,554,208)
Payments to employees		(1,482,593)
Net cash flows provided by (used in) operating activities		28,610,445

**Cash flows from capital and related financing activities:**

Issuance Expense		(331,125)
Interest payments		(38,932,859)
Acquisitions of construction in progress		(77,778,086)
Net cash flows provided by (used in) capital and related financing activities		(117,042,071)

**Cash flows from investing activities:**

Interest Receivable		(1,324,246)
Interest income		1,866,232
Purchase of investments		(294,245,370)
Proceeds from sale or maturity of investments		58,409,144
Net cash flows provided by (used in) investing activities		(233,969,994)
Net increase (decrease) in cash and cash equivalents		(322,401,620)
Cash and cash equivalents at beginning of period		1,019,668,263
Cash and cash equivalents at end of period	\$	697,266,643

**Reconciliation of change in net assets to net cash provided by operating activities:**

Operating income	\$	15,505,213
Adjustments to reconcile change in net assets to net cash provided by operating activities:		
Depreciation and amortization		14,947,398
Changes in assets and liabilities:		
(Increase) decrease in accounts receivable		(2,020,005)
(Increase) decrease in prepaid expenses and other assets		191,553
(Decrease) increase in accounts payable		82,477
Increase (decrease) in accrued expenses		(96,191)
Total adjustments		13,105,232
Net cash flows provided by (used in) operating activities	\$	28,610,445

**Reconciliation of cash and cash equivalents:**

Unrestricted cash and cash equivalents	\$	76,498,811
Restricted cash and cash equivalents		620,767,833
Total	\$	697,266,643



**INVESTMENTS by FUND**

		Balance		
		September 30, 2021		
Renewal & Replacement Fund				
TexSTAR	1,794.27			152,907,095.78
Goldman Sachs	183,340.15			531,053,166.68
Agencies/ Treasuries			185,134.42	498,639,236.30
Grant Fund				\$ 1,182,599,498.76
TexSTAR	4,454,603.10			
Goldman Sachs	3,182,467.02			
Agencies/ Treasuries	2,444,854.60		10,081,924.72	
<b>Senior Debt Service Reserve Fund</b>				
TexSTAR	17,728,217.96			
Goldman Sachs	6,432,130.38			
Agencies/ Treasuries	83,794,091.51		107,954,439.85	
2010 Senior Lien Debt Service Account				
Goldman Sachs	60,645.25		60,645.25	
2011 Sr Debt Service Accountt				
Goldman Sachs	861,208.60		861,208.60	
2013 Sr Debt Service Accountt				
Goldman Sachs	2,792,439.16		2,792,439.16	
2013 Sub Debt Service Account				
Goldman Sachs	2,012,958.09		2,012,958.09	
2013 Sub Debt Service Reserve Fund				
Goldman Sachs	59.70		780,799.88	
TexSTAR	780,740.18			
2015 Sr Debt Service Account				
Goldman Sachs	3,734,377.18		3,734,377.18	
2015 Sr Capitalized Interest				
Goldman Sachs	-		1,224.29	
TexSTAR	1,224.29			
2016 Sr Lien Rev Refunding Debt Service Account				
Goldman Sachs	12,440,977.04		12,440,977.04	
2016 Sub Lien Rev Refunding Debt Service Account				
Goldman Sachs	1,164,786.61		1,164,786.61	
2016 Sub Lien Rev Refunding DSR				
Goldman Sachs	3,553,563.73			
Agencies/ Treasuries	3,443,301.45		6,996,865.18	
Operating Fund				
TexSTAR	1,040,217.21			
TexSTAR-Trustee	5,702,677.49			
Goldman Sachs	1,202,905.81		7,945,800.51	
Revenue Fund				
Goldman Sachs	4,380,848.45		4,380,848.45	
General Fund				
TexSTAR	29,880,088.00			
Goldman Sachs	2,787,338.82			
Agencies/ Treasuries	74,193,010.43		106,860,437.25	
71E Revenue Fund				
Goldman Sachs	18,357,254.25		18,357,254.25	
MoPac Revenue Fund				
Goldman Sachs	399.79		399.79	
MoPac General Fund				
Goldman Sachs	5,717,338.13		5,717,338.13	
MoPac Operating Fund				
Goldman Sachs	2,808,534.59		2,808,534.59	
MoPac Loan Repayment Fund				
Goldman Sachs	34,448.41		34,448.41	
2015B Project Account				
Goldman Sachs	15,977,010.77			
TexSTAR	26,349,900.21		42,326,910.98	
2015 TIFIA Project Account				
Goldman Sachs	24,368.64			
TexSTAR	46,837,188.63			
Agencies/ Treasuries	-		46,861,557.27	
2011 Sr Financial Assistance Fund				
Goldman Sachs	-		7,198,641.40	
TexSTAR	7,198,641.40			
2018 Sr Lien Project Cap I				
Goldman Sachs	2,414,848.17		2,414,848.17	
2018 Sr Lien Project Account				
Goldman Sachs	287,781.57			
TexSTAR	12,931,803.04		13,219,584.61	
2018 Sub Debt Service Account				
Goldman Sachs	5,957,859.29		5,957,859.29	
2019 TIFIA Sub Lien Project Account				
Goldman Sachs	0.00		0.00	
2020A Senior Lien Debt Service Account				
Goldman Sachs	628,369.79		628,369.79	
2020 SH 45SW Project Account				
Goldman Sachs	770,701.80		770,701.80	
2020B Senior Lien Debt Service Account				
Goldman Sachs	1,134,351.55		1,134,351.55	
2020C Senior Lien Debt Service Account				
Goldman Sachs	944,869.27		944,869.27	
2020D Sub Lien Debt Service Account				
Goldman Sachs	1,589,606.45		1,589,606.45	
2020D Sub Debt Service Reserve Fund				
Goldman Sachs	4,186,329.57			
Agencies/ Treasuries	3,935,561.93		8,121,891.50	
2020E Senior Lien Project Account				
Goldman Sachs	51,445,208.04			
Agencies/ Treasuries	99,979,966.95		151,425,174.99	
2020E Senior Lien Project Cap Interest				
Goldman Sachs	29,136,742.72		29,136,742.72	
2020F Sub Lien Project Account				
Goldman Sachs	45,151,966.65			
Agencies/ Treasuries	29,517,975.35		74,669,942.00	
2020F Sub Lien Deb Service Account				
Goldman Sachs	1,386,061.59		1,386,061.59	
2020G Sub Lien Debt Service Account				
Goldman Sachs	638,210.50		638,210.50	
2020G Sub Lien Debt Service Reserve Account				
Goldman Sachs	1,593,246.77		1,593,246.77	
2021A Sub Lien Debt Service Reserve Account				
Goldman Sachs	6,069,470.38		6,069,470.38	23,562,273.71
2021B Senior Lien Cap I Project Fund				
Goldman Sachs	57,697,362.34		57,697,362.34	
2021B Senior Lien Project Account				
Goldman Sachs	131,010,441.80			
Agencies/ Treasuries	99,994,053.00		231,004,494.80	
2021C Sub Lien Cap I Project Fund				
Goldman Sachs	6,105,419.95		6,105,419.95	
2021C Sub Lien Project Account				
Goldman Sachs	95,194,917.91			
Agencies/ Treasuries	101,336,421.08		196,531,338.99	
			\$	1,182,599,498.76



**CTRMA INVESTMENT REPORT**

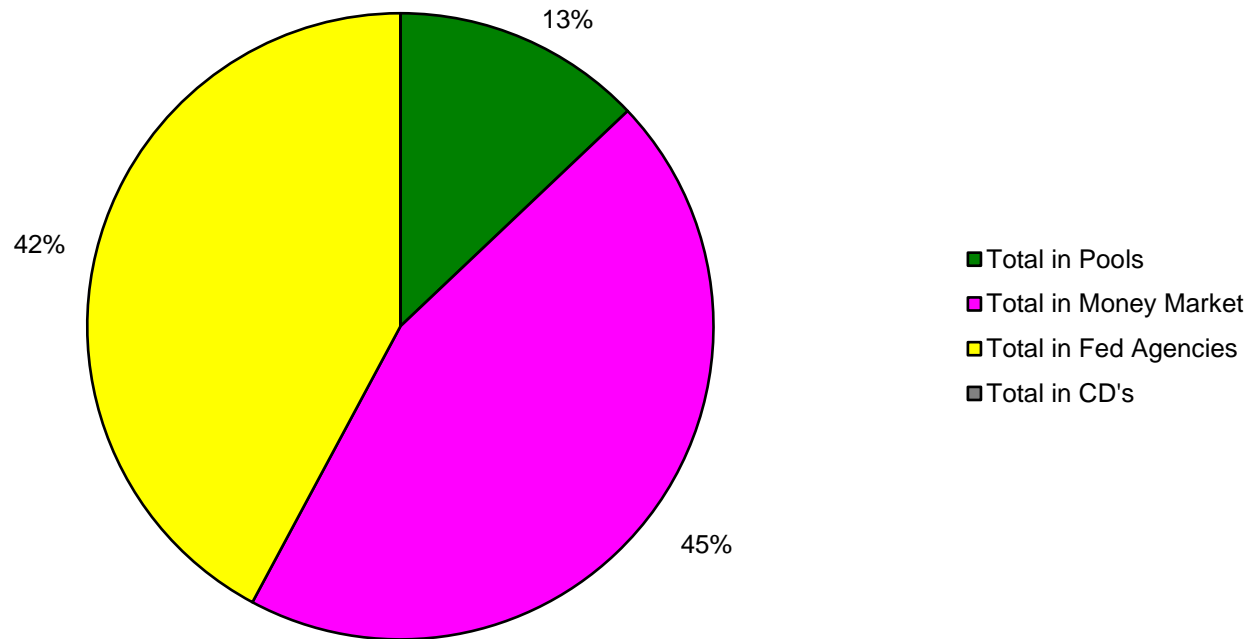
	Month Ending 9/30/2021					Rate September	
	Balance 9/1/2021	Additions	Discount Amortization	Accrued Interest	Withdrawals		Balance 9/30/2021
<b>Amount in Trustee TexStar</b>							
2011 Sr Lien Financial Assist Fund	8,082,328.88			62.52	883,750.00	7,198,641.40	0.0100%
2013 Sub Lien Debt Service Reserve	780,733.82			6.36		780,740.18	0.0100%
General Fund	29,879,842.32			245.68		29,880,088.00	0.0100%
Trustee Operating Fund	6,302,630.51	3,000,000.00		46.98	3,600,000.00	5,702,677.49	0.0100%
Renewal and Replacement	1,794.27			0.00		1,794.27	0.0100%
Grant Fund	4,454,566.50			36.60		4,454,603.10	0.0100%
Senior Lien Debt Service Reserve Fund	17,728,072.19			145.77		17,728,217.96	0.0100%
2015A Sr Ln Project Cap Interest	1,224.29			0.00		1,224.29	0.0100%
2015B Sr Ln Project	26,349,683.59			216.62		26,349,900.21	0.0100%
2015C TIFIA Project	47,968,273.14			392.01	1,131,476.52	46,837,188.63	0.0100%
2018 Sr Lien Project Account	12,931,696.78			106.26		12,931,803.04	0.0100%
	<b>154,480,846.29</b>	<b>3,000,000.00</b>		<b>1,258.80</b>	<b>5,615,226.52</b>	<b>151,866,878.57</b>	
<b>Amount in TexStar Operating Fund</b>							
	<b>440,209.85</b>	<b>3,600,000.00</b>		<b>7.36</b>	<b>3,000,000.00</b>	<b>1,040,217.21</b>	<b>0.0100%</b>
<b>Goldman Sachs</b>							
Operating Fund	1,135,028.13	3,071,479.82		24.15	3,003,626.29	1,202,905.81	0.0300%
2020 SH 45SW Project Account	771,973.54			17.11	1,288.85	770,701.80	0.0300%
2020A Senior Lien Debt Service Account	418,941.15	209,421.60		7.04		628,369.79	0.0300%
2020B Senior Lien Debt Service Account	857,102.34	277,233.19		16.02		1,134,351.55	0.0300%
2020C Senior Lien Debt Service Account	629,954.26	314,904.42		10.59		944,869.27	0.0300%
2020D Sub Lien Debt Service Account	1,247,291.53	342,290.94		23.98		1,589,606.45	0.0300%
2020D Sub Debt Service Reserve Fund	4,152,099.41	34,138.13		92.03		4,186,329.57	0.0300%
2020E Sr Lien Project Account	71,169,488.14	691,215.00		1,577.47	20,417,072.57	51,445,208.04	0.0300%
2020E Sr Ln Project Cap Interest	29,136,096.92			645.80		29,136,742.72	0.0300%
2020F Sub Lien Project Account	24,822,203.17	29,104,080.77		551.13	8,774,868.42	45,151,966.65	0.0300%
2020F Sub Lien Debt Service Account	924,101.20	461,944.86		15.53		1,386,061.59	0.0300%
2020G Sub Lien Debt Service Account	425,503.61	212,699.74		7.15		638,210.50	0.0300%
2020G Sub Debt Service Reserve Fund	1,497,351.08	95,863.53		32.16		1,593,246.77	0.0300%
2021A Sub Debt Service Reserve Fund	5,879,124.33	190,217.78		128.27		6,069,470.38	0.0300%
2021B Senior Lien Cap I Project Fund	57,696,083.51			1,278.83		57,697,362.34	0.0300%
2021B Senior Lien Project Account	231,094,871.55			5,122.76	100,089,552.51	131,010,441.80	0.0300%
2021C Sub Lien Cap I Project Fund	6,105,284.63			135.32		6,105,419.95	0.0300%
2021C Sub Lien Project Account	225,261,755.99			5,158.39	130,071,996.47	95,194,917.91	0.0300%
2011 Sr Financial Assistance Fund	0.00	883,750.00		0.00	883,750.00	0.00	0.0300%
2010 Senior DSF	60,643.91			1.34		60,645.25	0.0300%
2011 Senior Lien Debt Service Account	853,206.89	7,982.88		18.83		861,208.60	0.0300%
2013 Senior Lien Debt Service Account	2,462,502.82	329,885.30		51.04		2,792,439.16	0.0300%
2013 Sub Debt Service Reserve Fund	59.70			0.00		59.70	0.0300%
2013 Subordinate Debt Service Account	1,774,504.65	238,416.67		36.77		2,012,958.09	0.0300%
2015A Sr Lien Debt Service Account	2,489,592.37	1,244,742.98		41.83		3,734,377.18	0.0300%
2015B Project Account	15,976,656.65			354.12		15,977,010.77	0.0300%
2015C TIFIA Project Account	30,415.43	1,131,476.52		0.61	1,137,523.92	24,368.64	0.0300%
2016 Sr Lien Rev Refunding Debt Service Account	10,226,264.13	2,214,510.00		202.91		12,440,977.04	0.0300%
2016 Sub Lien Rev Refunding Debt Service Account	851,564.71	313,206.38		15.52		1,164,786.61	0.0300%
2016 Sub Lien Rev Refunding DSR	3,523,617.50	29,868.13		78.10		3,553,563.73	0.0300%
2018 Sr Lien Project Cap I	2,414,794.65			53.52		2,414,848.17	0.0300%
2018 Sr Lien Project Account	209,189.43	200,768.63		5.47	122,181.96	287,781.57	0.0300%
2018 Sub Debt Service Account	5,193,597.48	764,154.89		106.92		5,957,859.29	0.0300%
Grant Fund	5,627,211.15			124.73	2,444,868.86	3,182,467.02	0.0300%
Renewal and Replacement	183,336.09			4.06		183,340.15	0.0300%
Revenue Fund	6,445,304.75	11,044,516.51		179.36	13,109,152.17	4,380,848.45	0.0300%
General Fund	25,986,458.05	1,905,942.45		501.78	25,105,563.46	2,787,338.82	0.0300%
Senior Lien Debt Service Reserve Fund	15,791,128.99	640,115.00		350.01	9,999,463.62	6,432,130.38	0.0300%
71E Revenue Fund	17,584,524.04	905,614.45		377.25	133,261.49	18,357,254.25	0.0300%
MoPac Revenue Fund	50,338.58	617,021.24		3.60	666,963.63	399.79	0.0300%
MoPac General Fund	10,381,875.40	466,963.63		223.98	5,131,724.88	5,717,338.13	0.0300%
MoPac Operating Fund	2,735,718.22	250,410.62		56.99	177,651.24	2,808,534.59	0.0300%
MoPac Loan Repayment Fund	35,718.53	34,448.26		0.15	35,718.53	34,448.41	0.0300%
	<b>794,112,478.61</b>	<b>58,229,284.32</b>		<b>17,632.62</b>	<b>321,306,228.87</b>	<b>531,053,166.68</b>	
<b>Amount in Fed Agencies and Treasuries</b>							
Amortized Principal	268,632,640.43	259,065,749.88	(374,154.02)	0.00	28,684,999.99	498,639,236.30	
	268,632,640.43	259,065,749.88	(374,154.02)	0.00	28,684,999.99	498,639,236.30	
<b>Certificates of Deposit</b>							
<b>Total in Pools</b>	154,921,056.14	6,600,000.00		1,266.16	8,615,226.52	152,907,095.78	
<b>Total in GS FSGF</b>	794,112,478.61	58,229,284.32		17,632.62	321,306,228.87	531,053,166.68	
<b>Total in Fed Agencies and Treasuries</b>	268,632,640.43	259,065,749.88	(374,154.02)	0.00	28,684,999.99	498,639,236.30	
<b>Total Invested</b>	<b>1,217,666,175.18</b>	<b>323,895,034.20</b>		<b>18,898.78</b>	<b>358,606,455.38</b>	<b>1,182,599,498.76</b>	

All Investments in the portfolio are in compliance with the CTRMA's Investment policy and the relevant provisions of the Public Funds Investment Act Chapter 2256.023

Mary Temple, Controller

9/30/2021

## Allocation of Funds



Amount of Investments As of September 30, 2021

Agency	CUSIP #	COST	Book Value	Market Value	Yield to Maturity	Purchased	Matures	FUND
Treasury	912828J76B	3,969,623.85	3,935,561.93	3,933,504.39	0.9787%	3/9/2021	3/31/2022	2020D Sub DSR
Treasury	912828J76	3,473,102.91	3,443,301.45	3,441,501.28	0.9787%	3/9/2021	3/31/2022	2016 Sub DSR
Treasury	912828J76E	80,375,344.30	79,685,672.15	79,644,012.09	0.9787%	3/9/2021	3/31/2022	2020E Sr Project
Treasury	912828J76D	74,433,372.42	73,794,686.21	73,756,105.98	0.9787%	3/9/2021	3/31/2022	Sr Lien DSR
Treasury	912828J76A	29,773,450.70	29,517,975.35	29,502,543.21	0.9787%	3/9/2021	3/31/2022	2020F Sub Project
Treasury	912828T34	<b>MATURED</b>	<b>MATURED</b>	<b>MATURED</b>	0.0530%	3/9/2021	9/30/2021	2020F Sub Project
Treasury	912828J76C	49,622,078.65	49,196,289.33	49,170,569.29	0.9787%	3/9/2021	3/31/2022	General Fund
Treasury	912828XW5	79,783,880.00	79,783,880.00	79,729,118.17	0.0529%	9/24/2021	6/30/2022	2021C Sr Project
Treasury	912796J75	9,999,383.60	9,999,383.60	9,999,183.50	0.0250%	9/24/2021	12/23/2021	General Fund
Agency - Federal Home Loan Bank	313385UQ7	14,997,337.50	14,997,337.50	14,996,400.00	0.0360%	9/24/2021	3/23/2022	General Fund
Agency - Federal Home Loan Bank	313379Q69	20,294,294.80	20,294,294.80	20,284,000.00	0.0550%	9/24/2021	6/10/2022	2020E Sr Project
Agency - Federal Home Loan Bank	313379Q69a	21,552,541.08	21,552,541.08	21,541,608.00	0.0550%	9/24/2021	6/10/2022	2021C Sub Project
Agency - Federal Farm Credit	3133EM5T5	2,444,854.60	2,444,854.60	2,444,828.85	0.0076%	9/24/2021	9/21/2022	Grant Fund
Agency - Federal Farm Credit	3133EM5T5a	9,999,405.30	9,999,405.30	9,999,300.00	0.0076%	9/24/2021	9/21/2022	Sr Lien DSR
Agency - Federal Farm Credit	3133EM5T5b	99,994,053.00	99,994,053.00	99,993,000.00	0.0076%	9/24/2021	9/21/2022	2021B Sr Project
		<u>500,712,722.71</u>	<u>498,639,236.30</u>	<u>498,435,674.76</u>				

Agency	CUSIP #	COST	Cumulative Amortization	Book Value	Maturity Value	Interest Income		
						Accrued Interest	Amortization	Interest Earned
Treasury	912828J76B	3,969,623.85	(34,061.92)	3,935,561.93	3,901,500.00	5,689.69	(5,676.99)	12.70
Treasury	912828J76	3,473,102.91	(29,801.46)	3,443,301.45	3,413,500.00	4,978.02	(4,966.91)	11.11
Treasury	912828J76E	80,375,344.30	(689,672.15)	79,685,672.15	78,996,000.00	115,202.50	(114,945.36)	257.14
Treasury	912828J76D	74,433,372.42	(638,686.21)	73,794,686.21	73,156,000.00	106,685.83	(106,447.70)	238.13
Treasury	912828J76A	29,773,450.70	(255,475.35)	29,517,975.35	29,262,500.00	42,674.48	(42,579.22)	95.26
Treasury	912828T34	<b>MATURED</b>	<b>MATURED</b>	<b>MATURED</b>	28,685,000.00	26,892.19	(28,572.95)	(1,680.76)
Treasury	912828J76C	49,622,078.65	(425,789.32)	49,196,289.33	48,770,500.00	71,123.65	(70,964.89)	158.76
Treasury	912828XW5	79,783,880.00	-	79,783,880.00	78,760,000.00	-	-	-
Treasury	912796J75	9,999,383.60	-	9,999,383.60	10,000,000.00	-	-	-
Agency - Federal Home Loan Bank	313385UQ7	14,997,337.50	-	14,997,337.50	15,000,000.00	-	-	-
Agency - Federal Home Loan Bank	313379Q69	20,294,294.80	-	20,294,294.80	20,000,000.00	-	-	-
Agency - Federal Home Loan Bank	313379Q69a	21,552,541.08	-	21,552,541.08	21,240,000.00	-	-	-
Agency - Federal Farm Credit	3133EM5T5	2,444,854.60	-	2,444,854.60	2,445,000.00	-	-	-
Agency - Federal Farm Credit	3133EM5T5a	9,999,405.30	-	9,999,405.30	10,000,000.00	-	-	-
Agency - Federal Farm Credit	3133EM5T5b	99,994,053.00	-	99,994,053.00	100,000,000.00	-	-	-
		<u>500,712,722.71</u>	<u>(2,073,486.41)</u>	<u>498,639,236.30</u>	<u>523,630,000.00</u>	<u>373,246.36</u>	<u>(374,154.02)</u>	<u>(907.66)</u>

## ESCROW FUNDS

### Travis County Escrow Fund - Elroy Road

	<b>Balance</b>		<b>Accrued</b>		<b>Balance</b>
	<b>9/1/2021</b>	<b>Additions</b>	<b>Interest</b>	<b>Withdrawals</b>	<b>9/30/2021</b>
Goldman Sachs	10,513,751.89		240.10	1,010,055.21	9,503,936.78

### Travis County Escrow Fund - Ross Road

	<b>Balance</b>		<b>Accrued</b>		<b>Balance</b>
	<b>9/1/2021</b>	<b>Additions</b>	<b>Interest</b>	<b>Withdrawals</b>	<b>9/30/2021</b>
Goldman Sachs	105,898.13		2.35	19,732.81	86,167.67

### Travis County Escrow Fund - Old San Antonio Road

	<b>Balance</b>		<b>Accrued</b>		<b>Balance</b>
	<b>9/1/2021</b>	<b>Additions</b>	<b>Interest</b>	<b>Withdrawals</b>	<b>9/30/2021</b>
Goldman Sachs	89,109.85		1.98	4,340.89	84,770.94

### Travis County Escrow Fund - Old Lockhart Road

	<b>Balance</b>		<b>Accrued</b>		<b>Balance</b>
	<b>9/1/2021</b>	<b>Additions</b>	<b>Interest</b>	<b>Withdrawals</b>	<b>9/30/2021</b>
Goldman Sachs	267,720.79		5.93	6,589.40	261,137.32

### Travis County Escrow Fund - County Line Road

	<b>Balance</b>		<b>Accrued</b>		<b>Balance</b>
	<b>9/1/2021</b>	<b>Additions</b>	<b>Interest</b>	<b>Withdrawals</b>	<b>9/30/2021</b>
Goldman Sachs	498,590.80		11.06		498,601.86

### Travis County Escrow Fund - South Pleasant Valley Road

	<b>Balance</b>		<b>Accrued</b>		<b>Balance</b>
	<b>9/1/2021</b>	<b>Additions</b>	<b>Interest</b>	<b>Withdrawals</b>	<b>9/30/2021</b>
Goldman Sachs	366,237.34		8.12	2,793.65	363,451.81

### Travis County Escrow Fund - Thaxton Road

	<b>Balance</b>		<b>Accrued</b>		<b>Balance</b>
	<b>9/1/2021</b>	<b>Additions</b>	<b>Interest</b>	<b>Withdrawals</b>	<b>9/30/2021</b>
Goldman Sachs	163,654.99		3.63	1,637.44	162,021.18

### Travis County Escrow Fund - Pearce Lane Road

	<b>Balance</b>		<b>Accrued</b>		<b>Balance</b>
	<b>9/1/2021</b>	<b>Additions</b>	<b>Interest</b>	<b>Withdrawals</b>	<b>9/30/2021</b>
Goldman Sachs	357,923.68		7.93	3,643.14	354,288.47



**183 South Design-Build Project**  
**Contingency Status**  
 September 30, 2021



**Original Construction Contract Value: \$581,545,700**

<b>Total Project Contingency</b>	<b>\$47,860,000</b>
----------------------------------	---------------------

<b>Obligations</b>	CO#1 City of Austin ILA Adjustment	(\$2,779,934)
	CO#2 Addition of Coping to Soil Nail Walls	\$742,385
	CO#4 Greenroads Implementation	\$362,280
	CO#6 51st Street Parking Trailhead	\$477,583
	CO#9 Patton Interchange Revisions	\$3,488,230
	CO#10 City of Austin Utility (\$1,010,000 - no cost to RMA)	\$0
	CO#17 Boggy Creek Turnaround	\$2,365,876
	CO#21 Wall 125 Differing Site Condition - Part A	\$1,263,577
	CO#26 Roadway Paving Additions	\$1,302,696
	CO#28 Cable Barrier System	\$316,501
	CO#21b Wall 125 Differing Site Condition - Part B	\$1,292,264
	CO-31 City of Austin Waterline 133 (Bolm Rd)	\$632,557
	CO-37 Montopolis Truss Bridge Rail Revision and Overlay	\$597,572
	CO-20b Maintenance and Repair Reimbursement (D-B Contract Sect. 11.2) - Part 2 Others Less than \$300,000 (31)	\$396,195 \$2,864,386
Executed Change Orders		\$13,322,000
Change Orders Under Negotiation		\$620,000
Potential Contractual Obligations		\$12,292,000

<b>(-) Total Obligations</b>	<b>\$26,234,000</b>
------------------------------	---------------------

<b>Remaining Project Contingency</b>	<b>\$21,626,000</b>
--------------------------------------	---------------------



**290E Ph. III**  
**Contingency Status**  
**September 30, 2021**



**Original Construction Contract Value: \$71,236,424**

<b>Total Mobility Authority Contingency</b>	<b>\$10,633,758</b>
<b>Total TxDOT Project Contingency</b>	<b>\$15,292,524</b>

<b>Obligations</b>	Others Less than \$300,000 (11)	\$311,351
	Executed Change Orders	\$311,351
	Change Orders Under Negotiation	\$277,709
	Potential Contractual Obligations	\$1,860,000

<b>(-) Total Obligations</b>	<b>\$2,449,060</b>
------------------------------	--------------------

<b>Remaining Mobility Authority Contingency</b>	<b>\$8,404,909</b>
<b>Remaining TxDOT Contingency</b>	<b>\$15,072,313</b>



# 183A Phase III Project

## Contingency Status

September 30, 2021



**Original Construction Contract Value: \$175,695,656**

<b>Total Project Contingency</b>	<b>\$9,640,442</b>
----------------------------------	--------------------

<b>Obligations</b>	Others Less than \$300,000 (2)	\$0
	Executed Change Orders	\$0
	Change Orders Under Negotiation	\$45,000
	Potential Contractual Obligations	\$0

<b>(-) Total Obligations</b>	<b>\$45,000</b>
------------------------------	-----------------

<b>Remaining Project Contingency</b>	<b>\$9,595,442</b>
--------------------------------------	--------------------



**183 North Mobility Project**  
**Contingency Status**  
 September 30, 2021



**Original Construction Contract Value: \$477,149,654**

<b>Total Project Contingency</b>	<b>\$39,541,000</b>
----------------------------------	---------------------

<b>Obligations</b>		
	Executed Change Orders	\$0
	Change Orders Under Negotiation	\$14,740,000
	Potential Contractual Obligations	\$10,000,000

<b>(-) Total Obligations</b>	<b>\$24,740,000</b>
------------------------------	---------------------

<b>Remaining Project Contingency</b>	<b>\$14,801,000</b>
--------------------------------------	---------------------





## PERFORMANCE

### As of September 30, 2021

Current Invested Balance	\$9,019,799,096.23
Weighted Average Maturity (1)	39 Days
Weighted Average Life (2)	57 Days
Net Asset Value	1.000065
Total Number of Participants	958
Management Fee on Invested Balance	0.06%*
Interest Distributed	\$492,520.21
Management Fee Collected	\$417,670.95
% of Portfolio Invested Beyond 1 Year	0.61%
Standard & Poor's Current Rating	AAAm

Rates reflect historical information and are not an indication of future performance.

### September Averages

Average Invested Balance	\$9,106,657,417.99
Average Monthly Yield, on a simple basis	0.0100%
Average Weighted Maturity (1)	43 Days
Average Weighted Life (2)	62 Days

#### Definition of Weighted Average Maturity (1) & (2)

(1) This weighted average maturity calculation uses the SEC Rule 2a-7 definition for stated maturity for any floating rate instrument held in the portfolio to determine the weighted average maturity for the pool. This Rule specifies that a variable rate instruction to be paid in 397 calendar days or less shall be deemed to have a maturity equal to the period remaining until the next readjustment of the interest rate.  
(2) This weighted average maturity calculation uses the final maturity of any floating rate instruments held in the portfolio to calculate the weighted average maturity for the pool.

The maximum management fee authorized for the TexSTAR Cash Reserve Fund is 12 basis points. This fee may be waived in full or in part in the discretion of the TexSTAR co-administrators at any time as provided for in the TexSTAR Information Statement.

## NEW PARTICIPANTS

We would like to welcome the following entities who joined the TexSTAR program in September:

- \* Harris County Municipal Utility District No. 561
- \* Roman Forest Public Utility District No. 4
- \* Woodcreek Municipal Utility District

## HOLIDAY REMINDER

In observance of the **Veterans Day holiday, TexSTAR will be closed Thursday, November 11, 2021.** All ACH transactions initiated on Wednesday, November 10th will settle on Friday, November 12th.

In observance of the **Thanksgiving Day holiday, TexSTAR will be closed Thursday, November 25, 2021.** All ACH transactions initiated on Wednesday, November 24th will settle Friday, November 26th. Notification of any early transaction deadlines on the day preceding or following this holiday will be sent out by email to the primary contact on file for all TexSTAR participants.

## ECONOMIC COMMENTARY

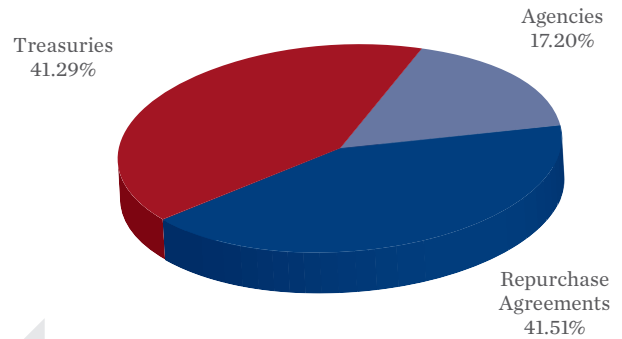
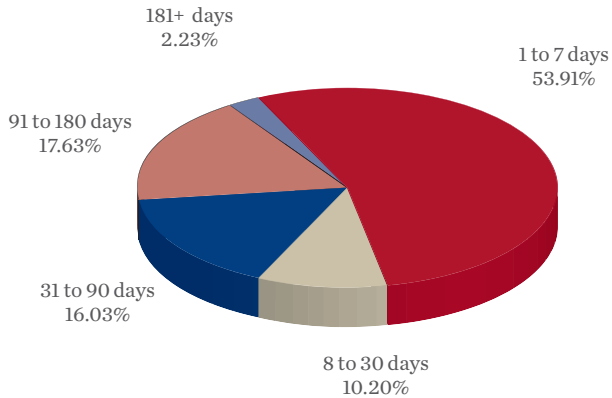
### Market review

The end of September brought new worries to the market, with rising concerns relating to uncertainty about U.S. fiscal policy, perceived Federal Reserve (Fed) hawkishness, high energy prices and the impact of tightness in global supply chains' impact on future U.S. and global growth. We saw a meaningful deceleration in the pace of economic activity during the third quarter, with consumption hit by the spread of the delta variant and higher rates of inflation. On top of all of this, the Fed released a new set of economic and interest rate forecasts as growth has disappointed and inflation has run hot. Treasury yields rose sharply out the curve with the 10-year yield ending September up almost 18 basis points (bps) at 1.49%. As we approached month-end, the political drama in Washington took front and center stage. While Congress avoided a government shutdown, the debt ceiling issue remains unresolved as does the bipartisan infrastructure bill and the Build Back Better Plan. The expiration of the two-year suspension of the U.S. debt limit (debt ceiling) occurred on July 1, 2021. Since then, the U.S. Treasury has utilized a combination of "extraordinary measures" and cash on hand to borrow normally and meet payment obligations.

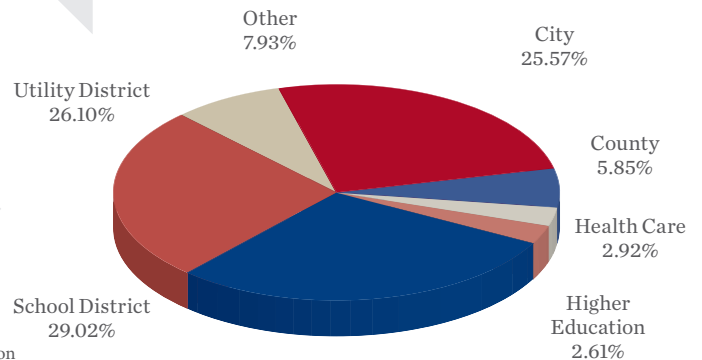
(continued page 4)

## INFORMATION AT A GLANCE

### PORTFOLIO BY TYPE OF INVESTMENT AS OF SEPTEMBER 30, 2021



### PORTFOLIO BY MATURITY AS OF SEPTEMBER 30, 2021 (1)



### DISTRIBUTION OF PARTICIPANTS BY TYPE AS OF SEPTEMBER 30, 2021

(1) Portfolio by Maturity is calculated using WAM (1) definition for stated maturity. See page 1 for definition

## HISTORICAL PROGRAM INFORMATION

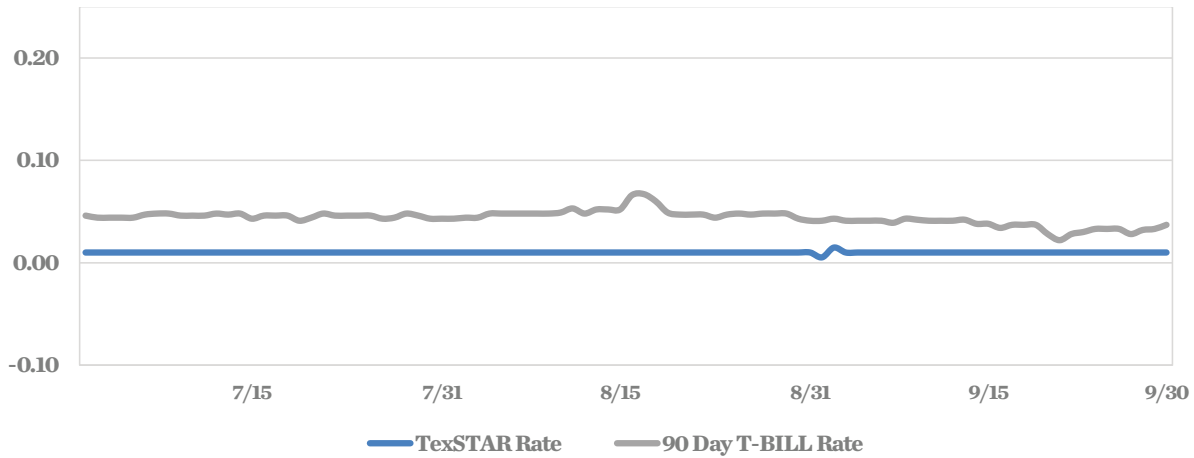
MONTH	AVERAGE RATE	BOOK VALUE	MARKET VALUE	NET ASSET VALUE	WAM (1)	WAL (2)	NUMBER OF PARTICIPANTS
Sep 21	0.0100%	\$9,019,799,096.23	\$9,020,390,786.23	1.000065	43	62	958
Aug 21	0.0100%	8,945,411,473.29	8,945,978,474.21	1.000063	52	74	955
Jul 21	0.0100%	9,139,785,043.86	9,140,404,119.19	1.000071	41	68	949
Jun 21	0.0100%	9,172,985,137.74	9,173,600,615.43	1.000084	40	71	943
May 21	0.0100%	9,216,832,522.03	9,217,901,991.74	1.000116	46	82	938
Apr 21	0.0113%	8,986,711,365.42	8,987,836,525.94	1.000131	40	78	936
Mar 21	0.0216%	9,103,231,627.43	9,104,638,524.44	1.000154	47	86	935
Feb 21	0.0334%	9,576,230,496.50	9,577,678,764.35	1.000151	46	87	934
Jan 21	0.0583%	9,443,485,770.86	9,445,046,065.21	1.000165	38	84	934
Dec 20	0.0676%	8,682,050,804.34	8,683,648,113.09	1.000183	42	96	933
Nov 20	0.0944%	8,910,228,194.78	8,911,909,859.79	1.000188	46	104	933
Oct 20	0.1150%	9,083,922,054.96	9,085,783,748.92	1.000203	42	100	933

## PORTFOLIO ASSET SUMMARY AS OF SEPTEMBER 30, 2021

	BOOK VALUE	MARKET VALUE
Uninvested Balance	\$ 605.52	\$ 605.52
Accrual of Interest Income	2,118,409.90	2,118,409.90
Interest and Management Fees Payable	(503,262.39)	(503,262.39)
Payable for Investment Purchased	0.00	0.00
Repurchase Agreement	3,744,388,999.74	3,744,388,999.74
Government Securities	5,273,794,343.46	5,274,386,033.46
<b>TOTAL</b>	<b>\$ 9,019,799,096.23</b>	<b>\$ 9,020,390,786.23</b>

Market value of collateral supporting the Repurchase Agreements is at least 102% of the Book Value. The portfolio is managed by J.P. Morgan Chase & Co. and the assets are safekept in a separate custodial account at the Federal Reserve Bank in the name of TexSTAR. The only source of payment to the Participants are the assets of TexSTAR. There is no secondary source of payment for the pool such as insurance or guarantee. Should you require a copy of the portfolio, please contact TexSTAR Participant Services.

## TEXSTAR VERSUS 90-DAY TREASURY BILL



This material is for information purposes only. This information does not represent an offer to buy or sell a security. The above rate information is obtained from sources that are believed to be reliable; however, its accuracy or completeness may be subject to change. The TexSTAR management fee may be waived in full or in part at the discretion of the TexSTAR co-administrators and the TexSTAR rate for the period shown reflects waiver of fees. This table represents historical investment performance/return to the customer, net of fees, and is not an indication of future performance. An investment in the security is not insured or guaranteed by the Federal Deposit Insurance Corporation or any other government agency. Although the issuer seeks to preserve the value of an investment of \$1.00 per share, it is possible to lose money by investing in the security. Information about these and other program details are in the fund's Information Statement which should be read carefully before investing. The yield on the 90-Day Treasury Bill ("T-Bill Yield") is shown for comparative purposes only. When comparing the investment returns of the TexSTAR pool to the T-Bill Yield, you should know that the TexSTAR pool consists of allocations of specific diversified securities as detailed in the respective Information Statements. The T-Bill Yield is taken from Bloomberg Finance L.P. and represents the daily closing yield on the then current 90-Day T-Bill. The TexSTAR yield is calculated in accordance with regulations governing the registration of open-end management investment companies under the Investment Company Act of 1940 as promulgated from time to time by the federal Securities and Exchange Commission.

### DAILY SUMMARY FOR SEPTEMBER 2021

DATE	MNY MKT FUND EQUIV. [SEC Std.]	DAILY ALLOCATION FACTOR	INVESTED BALANCE	MARKET VALUE PER SHARE	WAM DAYS (1)	WAL DAYS (2)
9/1/2021	0.0053%	0.000000144	\$9,192,582,165.60	1.000075	48	69
9/2/2021	0.0148%	0.000000405	\$9,127,057,291.17	1.000074	49	70
9/3/2021	0.0100%	0.000000274	\$8,993,659,043.36	1.000073	48	68
9/4/2021	0.0100%	0.000000274	\$8,993,659,043.36	1.000073	48	68
9/5/2021	0.0100%	0.000000274	\$8,993,659,043.36	1.000073	48	68
9/6/2021	0.0100%	0.000000274	\$8,993,659,043.36	1.000073	48	68
9/7/2021	0.0100%	0.000000274	\$8,976,933,596.58	1.000077	47	68
9/8/2021	0.0100%	0.000000274	\$9,176,544,654.21	1.000069	46	66
9/9/2021	0.0100%	0.000000274	\$9,112,633,751.48	1.000066	46	66
9/10/2021	0.0100%	0.000000274	\$9,035,803,257.82	1.000069	45	65
9/11/2021	0.0100%	0.000000274	\$9,035,803,257.82	1.000069	45	65
9/12/2021	0.0100%	0.000000274	\$9,035,803,257.82	1.000069	45	65
9/13/2021	0.0100%	0.000000274	\$9,169,950,700.30	1.000066	44	63
9/14/2021	0.0100%	0.000000274	\$9,206,950,559.65	1.000066	43	63
9/15/2021	0.0100%	0.000000274	\$9,227,981,291.71	1.000058	43	62
9/16/2021	0.0100%	0.000000274	\$9,202,018,071.01	1.000071	42	62
9/17/2021	0.0100%	0.000000274	\$9,123,207,362.15	1.000068	42	61
9/18/2021	0.0100%	0.000000274	\$9,123,207,362.15	1.000068	42	61
9/19/2021	0.0100%	0.000000274	\$9,123,207,362.15	1.000068	42	61
9/20/2021	0.0100%	0.000000274	\$9,128,137,558.78	1.000073	41	60
9/21/2021	0.0100%	0.000000274	\$9,218,044,879.96	1.000082	41	59
9/22/2021	0.0100%	0.000000274	\$9,194,005,958.09	1.000076	41	59
9/23/2021	0.0100%	0.000000274	\$9,127,305,213.98	1.000072	41	59
9/24/2021	0.0100%	0.000000274	\$9,155,116,780.23	1.000075	39	57
9/25/2021	0.0100%	0.000000274	\$9,155,116,780.23	1.000075	39	57
9/26/2021	0.0100%	0.000000274	\$9,155,116,780.23	1.000075	39	57
9/27/2021	0.0100%	0.000000274	\$9,148,804,760.38	1.000070	39	57
9/28/2021	0.0100%	0.000000274	\$9,067,342,936.76	1.000070	38	57
9/29/2021	0.0100%	0.000000274	\$8,986,611,679.76	1.000072	38	56
9/30/2021	0.0100%	0.000000274	\$9,019,799,096.23	1.000065	39	57
<b>Average</b>	<b>0.0100%</b>	<b>0.000000274</b>	<b>\$9,106,657,417.99</b>		<b>43</b>	<b>62</b>

## *ECONOMIC COMMENTARY (cont.)*

While the precise timing of the “x-date”, when the Treasury will exhaust its available cash and borrowing capacity, is still murky, Treasury secretary Janet Yellen stated that it could run out of cash around October 18th. The probability of a technical default (delayed payment of principal or interest) by the U.S. Treasury is extremely low, but the legislative process to raise or re-suspend the debt limit has not and will not be swift. While Senate Republicans have expressed an unwillingness to budge on the issue, Senate Democrats have the ability to pass a resolution through budget reconciliation. As such, Democrats may be able to process a debt ceiling suspension without Republican votes, but the timing will be tight. Nevertheless, having learned from past debt ceiling crises, we find it unlikely that Congress will not reach a solution in time, especially given the severity of the situation. Meanwhile, economic data was mixed. Revised 2Q21 real GDP grew at a 6.7% quarter over quarter (q/q) seasonally adjusted annual rate. Increases were broad based and were partly offset by decreases in inventories, residential fixed investment and government spending. Real output has now surpassed its previous peak in 4Q19. Recently, however, consumer spending has slowed down. After posting more than 11% annualized growth in the first two quarters of this year, consumption may have grown by as little as 2% in the third quarter, as the delta variant slowed the services rebound and a chronic shortage of inventories slammed light-vehicle sales. The September PMIs pointed to a slowing pace of economic expansion, although more concentrated in services than manufacturing. The ISM manufacturing PMI strengthened more than expected to 61.1, from 59.9 in August. Consumer confidence in September as measured by the Conference Board declined from 115.2 to 109.3 – the lowest level since March. Both present and expected conditions also declined. Hiring momentum in August slowed sharply as the delta variant curbed in-person consumer activity and businesses continued to grapple with chronic labor shortages. However, despite the slowdown in hiring, robust wage growth suggests the weakness is primarily supply-side driven, with wages spiking +0/6% month over month (m/m) and 4.3% year over year (y/y). This was further corroborated by the July JOLTS report, which showed a record 10.93M job openings.

Inflation has now well surpassed the Fed’s 2% target, as the headline PCE price index rose +0.4% m/m and +4.3% y/y in August. The core PCE deflator also rose to +0.3% m/m and +3.6% y/y, with the latter slightly above market expectations. The August CPI report showed inflation moderated across a few major categories that have been most impacted by supply shortages and pent-up consumer demand, such as used cars, airlines and hotels. Headline CPI for August rose +0.3% m/m, from 0.5% in July, and +5.3% y/y, while consumer prices excluding food and energy rose +0.1% m/m and +4.0% y/y. At its September Federal Open Market Committee (FOMC) meeting, the Fed delivered a slightly hawkish message to markets on its policy outlook, recognizing slower economic progress due to the delta variant, but also robust improvement in the labor market recovery and somewhat stickier inflation than it previously assumed. In the FOMC’s Summary of Economic Projections, growth estimates were downgraded from 7.0% to 5.9% for 2021, but increased for 2022 and 2023. The FOMC also increased its unemployment estimate to 4.8% for 2021 and PCE inflation to 4.2% for 2021 and 2.2% for 2022. Notably, the Fed signaled that tapering could “soon be warranted,” raising the likelihood of a November announcement, with the program ending in mid-2022. With regards to interest rates, the “dot plot” now implies a half-hike in 2022, three rate hikes in 2023 and another three in 2024, although two of the members that were likely in favor of hiking rates in 2022 have retired since the meeting. The higher dots were driven by higher inflation forecasts as Fed Chair Jerome Powell stated that the “substantial further progress” threshold, from an inflation perspective, has been achieved. While the labor market mandate has not yet been met, the labor market has recovered more than 75% of the jobs lost during the depths of the pandemic and Powell remained optimistic on the potential for jobs growth. Despite the volatility in the longer part of the Treasury curve, Treasury bill yields remained relatively unchanged. The three-month Treasury bill yield ended the month at 0.03%, down less than 1 bp on the month; and the 12-month Treasury bill yield ended at 0.07%, up less than 1 bp.

### **Outlook**

The road to pandemic recovery has been bumpier than expected, with the delta variant and severe supply shortages cutting into consumer and business spending. However, we expect growth to reaccelerate late this year as reopening resumes and companies try to rebuild inventories. As we move into 2022, the economy should have fully recovered from the pandemic. Then, looking forward, a shortage of workers and much less fiscal and monetary stimulus should slow economic growth to its long-term trend of roughly 2% by the end of next year.



*ECONOMIC COMMENTARY (cont.)*

There is little doubt that the supply-side constraints and spread of the delta variant have slowed U.S. GDP growth. The delta variant health care challenges have proven to be more material than originally hoped. We modestly lowered our 2021 forecast to 6% while forecasting a still buoyant 2022 outlook at 4.5%. This is still well in excess of the economy's long-term potential. We acknowledged that even with the infrastructure and reconciliation bills in the pipeline, U.S. fiscal policy will be materially less supportive in 2022. Consequently, the consumer must be ready to take the baton from the fiscal handoff. Our look at accumulated savings over the pandemic and current savings rates gives us confidence that the consumer is in a healthy position to do so. While supply disruptions are pushing inflation higher for longer than expected, we expect them to eventually fade. More persistent inflationary pressures are building up, with anecdotal evidence from companies suggesting cost pressures have been passed through to the consumer, thus protecting corporate margins. Labor shortages and the potential for durable wage increases present more upside risks: The Beveridge curve (job openings vs. the unemployment rate) reflects a challenging and potentially more persistent mismatch for employers looking to hire in record numbers but seemingly unable to do so. This context represents a novel challenge for the Fed in its path toward policy normalization. The Fed has already well telegraphed its intention to start tapering its large-scale asset purchases. Details are expected to be announced in November, with the taper starting in December or January. Consensus is that the Fed will reduce Treasuries by \$10 billion/month and mortgages by \$5 billion/month, resulting in a full exit from the \$120 billion/month quantitative easing program within eight months. This will be followed by a hiking cycle. The Fed is likely to begin its first rate hike in late 2022 or early 2023.

This information is an excerpt from an economic report dated September 2021 provided to TexSTAR by JP Morgan Asset Management, Inc., the investment manager of the TexSTAR pool.

## TEXSTAR BOARD MEMBERS

Monte Mercer	North Central TX Council of Government	Governing Board President
David Pate	Richardson ISD	Governing Board Vice President
Anita Cothran	City of Frisco	Governing Board Treasurer
David Medanich	Hilltop Securities	Governing Board Secretary
Jennifer Novak	J.P. Morgan Asset Management	Governing Board Asst. Sec./Treas
Brett Starr	City of Irving	Advisory Board
James Mauldin	DFW Airport/Non-Participant	Advisory Board
Sandra Newby	Tarrant Regional Water Dist/Non-Participant	Advisory Board
Eric Cannon	Qualified Non-Participant	Advisory Board
Ron Whitehead	Qualified Non-Participant	Advisory Board

The material provided to TexSTAR from J.P. Morgan Asset Management, Inc., the investment manager of the TexSTAR pool, is for informational and educational purposes only, as of the date of writing and may change at any time based on market or other conditions and may not come to pass. While we believe the information presented is reliable, we cannot guarantee its accuracy. HilltopSecurities is a wholly owned subsidiary of Hilltop Holdings, Inc. (NYSE: HTH) located at 717 N. Hardwood Street, Suite 3400, Dallas, TX 75201, (214) 859-1800. Member NYSE/FINRA/SIPC. Past performance is no guarantee of future results. Investment Management Services are offered through J.P. Morgan Asset Management Inc. and/or its affiliates. Marketing and Enrollment duties are offered through HilltopSecurities and/or its affiliates. HilltopSecurities and J.P. Morgan Asset Management Inc. are separate entities.

GENERAL MEETING OF THE BOARD OF DIRECTORS  
OF THE  
CENTRAL TEXAS REGIONAL MOBILITY AUTHORITY

RESOLUTION NO. 21-069

RESOLUTION APPROVING AN AMENDMENT TO A SECURED LOAN AGREEMENT WITH REGIONS COMMERCIAL EQUIPMENT FINANCE, LLC RELATED TO THE MOPAC IMPROVEMENT PROJECT; AUTHORIZING THE EXECUTION AND DELIVERY OF ALL DOCUMENTS IN CONNECTION THEREWITH; AND ENACTING OTHER PROVISIONS RELATED THERETO

WHEREAS, pursuant to Chapter 370, Texas Transportation Code, as amended (the "Act"), the Central Texas Regional Mobility Authority (the "Authority"), is authorized to: (i) study, evaluate, design, finance, acquire, construct, maintain, repair and operate transportation projects (as defined in the Act), individually or as a system (as defined in the Act); (ii) impose tolls, fees, fares or other charges for the use of each of its transportation projects and the different parts or sections of each of its transportation projects; (iii) borrow money from and enter into loan agreements or other arrangements with any public or private entity for any purpose authorized by the Act, including the design, engineering and construction of a transportation project, and (iv) pledge all or any part of its revenues and any other funds available to the Authority to the payment of any obligations of the Authority under agreements authorized by the Act; and

WHEREAS, the Authority and Regions Commercial Equipment Finance, LLC ("Regions") previously entered into that certain Secured Loan Agreement dated as of December 1, 2017 (the "Original Loan Agreement"), pursuant to which the Authority has borrowed \$24,990,900, being the full amount available to be disbursed to the Authority thereunder, for the purpose of providing funds to pay or reimburse the Authority for a portion of the costs of the design, engineering and construction of the MoPac Improvement Project; and

WHEREAS, the loan (as defined in the Original Loan Agreement, the "Loan") made pursuant to the Original Loan Agreement is a limited obligation of the Authority, is secured solely by the "Net Revenues" (as defined in the Original Loan Agreement), and is payable from the Net Revenues and other legally available funds of the Authority, all as provided in and in accordance with the terms of the Original Loan Agreement; and

WHEREAS, pursuant to the terms of the Original Loan Agreement, the principal amount of the Loan is due in full on December 1, 2021 (as defined in the Original Loan Agreement, the "Stated Maturity Date"); and

WHEREAS, the Board of Directors of the Authority (the "Board") has been presented with a First Amendment to Secured Loan Agreement (the "First Amendment"), between the Authority and Regions, for the purpose of extending the Stated Maturity



Date of the Loan and amending certain other provisions of the Original Loan Agreement, all as set forth in the First Amendment (the Original Loan Agreement, as amended by the First Amendment, and as it may be further amended from time to time, is referred to herein as the "Loan Agreement"); and

WHEREAS, pursuant to its terms, any amendment to the Original Loan Agreement will be effective if it is in writing and signed by the Authority and Regions; and

WHEREAS, it is hereby found and determined that the meeting at which this Resolution is approved is open to the public and public notice of the time, place and subject matter of the public business to be considered and acted upon at said meeting, including this Resolution, was given, all as required by the applicable provisions of Chapter 551, Texas Government Code, as amended;

NOW, THEREFORE, BE IT RESOLVED BY THE BOARD OF DIRECTORS OF THE CENTRAL TEXAS REGIONAL MOBILITY AUTHORITY THAT:

Section 1. Findings. The findings and determinations contained in the preambles hereof are hereby incorporated herein for all purposes as if set forth herein in their entirety.

Section 2. Approval of First Amendment. The form, terms and provisions of the First Amendment, in the substantially final form presented at this meeting, are hereby approved, with such changes as may be approved by the officer executing such First Amendment, such approval to be evidenced by the execution thereof. The Chairman and Vice Chairman of the Board and the Executive Director of the Authority are hereby authorized, and each of them singly and individually, to execute the First Amendment and the amended promissory note (in the form attached to the First Amendment, the "Note") on behalf of the Authority. The signature of such officer executing the First Amendment and the Note shall be attested by the Secretary or the Treasurer of the Board.

Section 3. Confirmation of Pledge of Net Revenues. The Board hereby ratifies and confirms the pledge of the Net Revenues as security for the payment of the Loan in accordance with the terms and provisions of the Loan Agreement.

Section 4. Authority's Obligations Under Loan Agreement. The Authority's obligations under the Loan Agreement, including its obligations to pay interest on and principal of the Loan, shall be as set forth in the Loan Agreement.

Section 5. Appointment of Authorized Officers. The Board hereby appoints the Chairman, Vice Chairman, Secretary and Treasurer of the Board, and the Executive Director, the Chief Financial Officer and the Controller of the Authority, and each of them singly and individually, to act in the capacity of "Authorized Officer" under the Loan Agreement and to execute and deliver such instruments, certificates and documents

as may be required from time to time to be delivered under or in connection with the Loan Agreement, the Loan and the Note.

Section 6. Further Actions. The Authorized Officers and staff of the Authority, and its professional consultants, are hereby authorized and directed to take any and all actions and to execute and deliver any and all instruments and documents as may be necessary or desirable to carry out and effectuate the purposes of this Resolution and the Loan Agreement.


Section 7. Effective Date. This Resolution shall be in full force and effect from and upon its adoption.

Adopted by the Board of Directors of the Central Texas Regional Mobility Authority on the 17<sup>th</sup> day of November 2021.

Submitted and reviewed by:

  
James Bass, Executive Director

Approved:

  
Robert W. Jenkins, Jr.  
Chairman, Board of Directors



**GENERAL MEETING OF THE BOARD OF DIRECTORS  
OF THE  
CENTRAL TEXAS REGIONAL MOBILITY AUTHORITY**

**RESOLUTION NO. 21-070**

**APPROVING CHANGE ORDER NO. 1 TO THE DESIGN-BUILD AGREEMENT WITH  
GREAT HILLS CONSTRUCTORS FOR THE 183 NORTH MOBILITY PROJECT**

WHEREAS, by Resolution No. 17-023, dated April 26, 2017, the Central Texas Regional Mobility Authority Board of Directors (Board) exercised its option as a local toll project entity to develop, finance, construct, and operate the 183 North Mobility Project that includes construction of two express lanes in each direction along a 9-mile stretch of US 183 between SH 45/RM 620 and MoPac, the addition of a fourth general purpose lane in each direction and connections from the 183 North Express Lanes to the MoPac Express Lanes, as well as new shared use path connections, new sidewalks, and cross-street connections for bicycles/pedestrians; and

WHEREAS, in March 2019, the Mobility Authority initiated a procurement seeking firms interested developing the 183 North Mobility Project through a design-build agreement; and

WHEREAS, on August 18, 2020, the Mobility Authority received proposals from the three short-listed firms remaining in the procurement; and

WHEREAS, changes to traffic patterns resulting from the COVID pandemic necessitated updates to the Traffic & Revenue Study in order to obtain financing for the 183 North Mobility Project; and

WHEREAS, at the January 27, 2021 Board Meeting, the Interim Executive Director and Chief Financial Officer presented the results of the updated Traffic & Revenue Study for the 183 North Mobility Project including new toll rate assumptions; and

WHEREAS, the need to update the Traffic & Revenue Study and revise the tolling scheme caused delays in finalizing the financial plan and contract award for the 183 North Mobility Project; and

WHEREAS, by Resolution No. 21-011, dated February 24, 2021, the Board approved a design-build agreement with Great Hills Constructors for the development of the 183 North Mobility Project (the "Design-build Agreement") in an amount not to exceed \$477,149,654.00 (the "DB Price"); and

WHEREAS, the Mobility Authority closed financing for the 183 North Mobility Project on April 14, 2021; and

WHEREAS, the Mobility Authority issued NTP1 on April 15, 2021 and NTPs 2 & 3 on June 28, 2021; and

WHEREAS, pursuant to the terms of the Design-Build Agreement, Great Hills Constructors is entitled to an adjustment to the DB Price in the amount of \$14,742,133.32 for price escalation based on the Engineering News Record Construction Cost Index for Construction Costs since the Mobility Authority did not issue NTP1 and NTP2 within 210 days of the August 18, 2020 proposal due date; and

WHEREAS, the Executive Director recommends that the Board approve Change Order No. 1 to the Design-Build Agreement in the form attached hereto as Exhibit A to increase the DB Price from \$477,149,654.00 to \$491,891,787.32 to account for price escalation.

NOW THEREFORE, BE IT RESOLVED that the Board hereby approves Change Order No. 1 to the Design-Build Agreement with Great Hills Constructors in the form or substantially the same form as attached hereto as Exhibit A to increase the DB Price to \$491,891,787.32.


Adopted by the Board of Directors of the Central Texas Regional Mobility Authority on the 17<sup>th</sup> day of November 2021.

Submitted and reviewed by:



\_\_\_\_\_  
Geoffrey Petrov, General Counsel

Approved:



\_\_\_\_\_  
Robert W. Jenkins, Jr.  
Chairman, Board of Directors

**Exhibit A**



**CHANGE ORDER #01**

Escalation Payment for Delayed NTP2/NTP3

# CHANGE ORDER #1

**Amount:** \$14,742,133.32

**Description:**



Escalation Due to Delayed NTP2/NTP3

- This Change Order is being issued by the Mobility Authority pursuant to Section 13.2.2 of the Design-Build Agreement related to delay of issuance of NTP2 and in response to the PCO Notice from GHC (see Exhibit A).
- The DB Contractor is contractually entitled to compensation if the Mobility Authority does not issue NTP2 within 210 days of the Proposal Date.
- Proposal Date was 8/18/20; NTP2/NTP3 were issued 6/28/21, 314 days after the Proposal Date
- Design-Build Agreement includes a formula for determining the escalation amount due the DB Contractor (see Exhibit B). That formula results in a payment to the DB Contractor in the amount of \$14,742,133.32.
- Sharp reductions in traffic volumes between March 2020 and August 2020 required updated traffic counts in October 2020 to confirm financial viability and to secure funding for the Project.

**Change Order Contents:**

1. Change Order Forms
2. Agency Cost Distribution
3. Description of Change Order
4. Exhibit A – PCO-004 Notice
5. Exhibit B – NTP Escalation Calculations
6. Exhibit C – Contractual Language



**CENTRAL TEXAS REGIONAL MOBILITY AUTHORITY**

**CHANGE ORDER NUMBER: 1**

- 1. CONTRACTOR: Great Hills Constructors ("GHC")
- 2. Change Order Work Limits: Sta. N/A to Sta. N/A
- 3. Type of Change(on federal-aid non-exempt projects): Major (Major/Minor)
- 4. Reasons: 4D (3 Max. - In order of importance - Primary first)

<b>Project Name:</b>	<u>183 North Mobility Project</u>
<b>Contract No:</b>	<u>Design-Build Agreement</u>
<b>CSJ:</b>	<u>0151-05-113; 0151-05-114</u>
	<u>0151-06-142; 0151-06-143</u>
	<u>3136-01-187</u>
<b>Highway:</b>	<u>183N</u>
<b>County:</b>	<u>Travis/Williamson</u>
<b>TxDOT Dist:</b>	<u>Austin (14)</u>
<b>FAP Number:</b>	<u>2021339</u>

5. Describe the work being revised:

Pursuant to Section 13.2.2 of the Design-Build Agreement, Great Hills Constructors (GHC) is contractually entitled to escalation as a result of delayed issuance of NTP2/NTP3. This change order compensates GHC accordingly.

Sharp reductions in traffic volumes between March 2020 and August 2020 required updated traffic counts in October 2020 to confirm financial viability of the Project.

- 6. Work to be performed in accordance with Items: N/A
  - 7. New or revised plan sheet(s) are attached and numbered: N/A
  - 8. New general notes to the contract are attached:  Yes  No
  - 9. New Special Provisions to Item No. \_\_\_\_\_ and Special Specification Item \_\_\_\_\_ are attached. N/A
- Each signatory hereby warrants that each has the authority to execute this Change Order (CO).

*This Change Order Proposal includes all known and anticipated direct, indirect and consequential impacts or amounts which may be incurred as a result of the event, occurrence or matter giving rise to this change, and D/B Contractor has no reason to believe and does not believe that the factual basis for this Change Order is falsely represented. If the Change Order Proposal includes claims of Sucontractors or Suppliers, the D/B Contractor has reviewed such claims and has determined in good faith that the claims are justified as to both entitlement and amount.*

**The following information must be provided**

Time Ext. #: N/A Days added on this CO: 0

Amount added by this change order: \$ 14,742,133.32

**For TxDOT/CTRMA/FHWA use only:**

Current Contract Amount \$ 477,149,654.00

Revised Contract Amount To Date \$ 491,891,787.32

Days FHWA Non-Participating N/A

CO Portion FHWA Non-Participating \_\_\_\_\_

THE CONTRACTOR \_\_\_\_\_ Date \_\_\_\_\_  
 By \_\_\_\_\_  
 Typed/Printed Name \_\_\_\_\_  
 Typed/Printed Title \_\_\_\_\_

**RECOMMENDED FOR EXECUTION:**

Engineer's Seal:

_____	CTRMA Director of Engineering	_____	Date
_____	CTRMA Deputy Executive Director	_____	Date
_____	GEC Deputy PM / Construction Manager	_____	Date
_____	CTRMA Executive Director	_____	Date
_____	GEC Project Manager	_____	Date
_____	TxDOT Representative	_____	Date
_____	CTRMA Construction Representative	_____	Date
_____	FHWA Area Engineer	_____	Date

# 183 North Mobility Project

CHANGE ORDER NUMBER:   1  

Estimated Cost:

**\$0.00**

**TABLE A:** Force Account Work and Materials Placed into Stock

	LABOR	QTY	HOURLY RATE	TOTAL	EQUIPMENT	DAYS	HOURLY RATE	TOTAL

**TABLE B:** Contract Items

				ORIGINAL + PREVIOUSLY REVISED			NEW			
CHANGE ITEM	REASON CODE	DESCRIPTION	UNIT	QUANTITY	UNIT PRICE	ITEM COST	QUANTITY	UNIT PRICE	ITEM COST	OVERRUN/ UNDERRUN
		N/A								
EXTRA WORK ITEM	REASON CODE	DESCRIPTION	UNIT	QUANTITY	UNIT PRICE	ITEM COST	QUANTITY	UNIT PRICE	ITEM COST	OVERRUN/ UNDERRUN
XXX-XXXX	4D	Escalation Resulting from Delayed NTP2/NTP3	LS				1.0	\$14,742,133.32	\$ 14,742,133.32	
<b>TOTALS</b>						\$ -			\$ 14,742,133.32	\$ -

## CHANGE ORDER REASON(S) CODE CHART

<p>1. Design Error or Omission</p>	<p>1A. Incorrect PS&amp;E 1B. <u>Other</u></p>
<p>2. Differing Site Conditions (unforeseeable)</p>	<p>2A. Dispute resolution (expense caused by conditions and/or resulting delay) 2B. Unavailable material 2C. New development (conditions changing after PS&amp;E completed) 2D. Environmental remediation 2E. Miscellaneous difference in site conditions (unforeseeable)(Item 9) 2F. Site conditions altered by an act of nature 2G. Unadjusted utility (unforeseeable) 2H. Unacquired Right-of-Way (unforeseeable) 2I. Additional safety needs (unforeseeable) 2J. Other</p>
<p>3. CTRMA Convenience</p>	<p>3A. Dispute resolution (not resulting from error in plans or differing site conditions) 3B. Public relations improvement 3C. Implementation of a Value Engineering finding 3D. Achievement of an early project completion 3E. Reduction of future maintenance 3F. Additional work desired by the CTRMA 3G. Compliance requirements of new laws and/or policies 3H. Cost savings opportunity discovered during construction 3I. Implementation of improved technology or better process 3J. Price adjustment on finished work (price reduced in exchange for acceptance) 3K. Addition of stock account or material supplied by state provision 3L. Revising safety work/measures desired by the CTRMA 3M. Other</p>
<p>4. Third Party Accommodation</p>	<p>4A. Failure of a third party to meet commitment 4B. Third party requested work 4C. Compliance requirements of new laws and/or policies (impacting third party) 4D. Other</p>
<p>5. Contractor Convenience</p>	<p>5A. Contractor exercises option to change the traffic control plan 5B. Contractor requested change in the sequence and/or method of work 5C. Payment for Partnering workshop 5D. Additional safety work/measures desired by the contractor 5E. Other</p>
<p>6. Untimely ROW/Utilities</p>	<p>6A. Right-of-Way not clear (third party responsibility for ROW) 6B. Right-of-Way not clear (County responsibility for ROW) 6C. Utilities not clear 6D. Other</p>



**Change Order No. 1 -- Revised Contract Amount to Date Summary**

Original Contract: \$ 477,149,654.00

	<b>Amount</b>	<b>Description</b>	<b>Revised Contract Amt to Date:</b>
DRB	\$ -	Contractually Allowed DRB Expenditures	\$ 477,149,654.00
Partnering	\$ -	Contractually Allowed Partnering Expenditures	\$ 477,149,654.00
LRs/LDs	\$ -	Contractual Liquidated Damages	\$ 477,149,654.00
C.O. #1	\$ 14,742,133.32	NTP Escalation	\$ 491,891,787.32

Summary Prepared by:   
Daniel Freeman, PE

10/5/2021  
Date

## Description of Change Order #01

### Escalation due to Delayed NTP2/NTP3 Issuance

This change order is being issued for an escalation payment resulting from delayed issuance of NTP2/NTP3 that the Design Build Contractor is entitled to under Section 13.2.2 of the Design-Build Agreement. According to this provision of the Design-Build Agreement, the DB Contactor is entitled to escalation if there is a delay to the issuance of either NTP1, NTP2, or NTP3. The Design-Build Agreement requires the Mobility Authority to issue NTP2/NTP3 within 210 days of the Proposal Date. The Mobility Authority issued NTP2/NTP3 314 days after the Proposal Date. Accordingly, the Design Build Contractor is entitled to compensation using the following formula:

$$\text{Adjusted DP} = (\text{Proposal DP}) \times (\text{ENR CCI}) / (\text{BI})$$

Where:

The Base Index (BI) is the Engineering News Record Construction Cost Index for the calendar month which occurs 210 days after the Proposal Date [March 2021].

The ENR CCI is the Engineering News Record Cost Index for the month in which NTP2 is issued [June 2021].

Detailed calculations are included in Exhibit B.

The resulting overall Change Order cost for Change Order #01 is a payment to Great Hills Constructors in the amount of \$14,742,133.32. This change does not result in an impact to the Project milestones.

### Delay of Issuance of NTP1 and NTP2

Significant decreases in traffic around the State, region and on CTRMA facilities led to T&R Consultants not being able to certify traffic volumes. The table below illustrates transactions on CTRMA facilities in 2020:

Week Ending	Combined CTRMA Facilities		Mopac Express Lanes	
	Transactions	% Change*	Transactions	% Change*
March 7, 2020	2,647,064	-	252,863	-
April 11, 2020	1,061,442	-59.9%	22,216	-91.2%
August 15, 2020	1,937,740	-26.8%	79,940	-68.4%

\* The percent change values are calculated against the March 7, 2020 transactions.

To confirm viability of the project and secure bonds, CTRMA needed to re-develop its traffic and revenue (T&R) forecasts and variable tolling scheme. This included updating traffic counts to current conditions. It is standard industry practice to take traffic counts during the fall or spring seasons to account for normal traffic conditions, thus, traffic counts could not be taken until October 2020. Draft T&R forecasts were completed in November 2020 and investment-grade T&R forecasts were completed in January 2021.

**The following exhibits are provided with this change order:**

Exhibit A – PCO Notice

Exhibit B – NTP Escalation Calculations

Exhibit C – Contractual Language

**Exhibit A**

PCO-004 Notice

# TRANSMITTAL



183 North Mobility Project  
Project Number: 20183N22701C

---

**Sent Date:** October 5, 2021

**Transmitted Via SharePoint To:**  
Central Texas Regional Mobility Authority  
Attn: Dan Freeman  
daniel.freeman@atkinsglobal.com

**Transmitted By:**  
Great Hills Constructors  
9430 Research Blvd. Suite 400  
Austin, TX 78959

**Submittal Number:** SUB-0098-GHC-CW-AD-R0-PCO-0004-2021-10-05

**Submittal Title:** PCO-0004 Delay in Issuance of NTP

**Spec Section:** DBA 13.2.2

**Spec Section Title:** Delay in Issuance of NTP1, NTP2, and NTP3

---

The following files are included with the submission.

- PCO-004-GHC-RMA-CW-R0-Delay of NTP.pdf
- EXTERNAL RE CCI Request.msg
- CCI Request.msg



## Freeman, Daniel W

---

**From:** Pluenneke, Pat  
**Sent:** Tuesday, August 10, 2021 7:45 AM  
**To:** Freeman, Daniel W  
**Subject:** CCI Request  
**Attachments:** Construction Index Presentation.pdf

Dan,  
Attached is our request for the CCI escalation payment. We would like to discuss during the partnering meeting tomorrow.  
Thanks,

**Pat Pluenneke**  
**Program Manager**

**Archer Western | The Walsh Group**  
C: 512.619.5238

[www.walshgroup.com](http://www.walshgroup.com)

Facebook | LinkedIn | Twitter | Instagram

Construction Cost Index Presentation  
Great Hills Constructors  
8-10-2021

**Contract Requirements:**

**13.2.2 Delay in Issuance of NTP1, NTP2, and NTP3; Escalation**

13.2.2.1 The Mobility Authority intends to issue NTP1 following the Finance Closing Date, which will authorize the DB Contractor to proceed with the NTP1 Work. The Mobility Authority intends to issue NTP2 for the remaining Work following the Finance Closing Date. If NTP1 and NTP2 have not been issued by the Mobility Authority as of 210 Days after the Proposal Date, due to no fault of any member of the DB Contractor Group, this DB Agreement shall remain in full force and effect, without any modification to the terms and conditions hereof, provided that the DB Contractor shall be entitled to an adjustment in the DB Price for the Work, based on the Engineering News Record Construction Cost Index for Construction Costs ("ENR CCI"), from a base date commencing as of the expiration of such 210 Day period and until the date of issuance of NTP calculated as follows:

$$\text{Adjusted DP} = (\text{Proposal DP}) \times (\text{ENR CCI}) / (\text{BI})$$

The Base Index (BI) is the Engineering News Record Construction Cost Index for the calendar month which occurs 210 Days after the Proposal Date. The ENR CCI is the Engineering News Record Construction Cost Index for the month in which NTP2 is issued.

- We have examined how cost increases have impacted this project specifically in Austin, TX. The Construction Cost Index includes 4 components, all of which must be purchased or hired locally for our Austin project. The city closest to Austin and reflective of the Texas buying market is Dallas.
- GHC's analysis utilizes the Dallas CCI provided by ENR, as this is the most appropriate and comparable to this project and Austin TX.
- The Dallas and especially the Austin markets have experienced surges in growth and expansion that have far outpaced the National Market. These markets are incurring higher prices proportionally to this growth

**CCI Calculation:**

The Calculated Delta for Escalation Days addresses escalations being based on the percentage of the monthly cycle for which escalations were counted. For example, the escalations started on March 16, which was 13 days into the cycle, GHC accounted for only 62.9% of that month's increase. This approach is most appropriate as it avoids situations where full months escalation would be applied to potentially a shortened cycle, or conversely to a longer cycle. The table below establishes the exact time frames the CI applies to the project.



**Significant Dates:**

3-16-21 (210 Days after proposal submission date = start of escalation period)

4-5-2021 (NTP1)

6-28-2021 (NTP2 & NTP3 = end of escalation period)

DALLAS										
ENR CCI	ENR Cycle Start	ENR Cycle End	Escalation Start in Cycle	Escalation End in Cycle	Delta over Month	Days in Cycle	Escalation Days / Cycle	Escalation Days / Cycle (%)	Calculated Delta for Escalation Days	Calculated Escalation
6206.66	3-Mar	6-Apr	16-Mar	6-Apr	0.84%	35	22	62.9%	0.53%	\$ 2,516,614
6259.18	7-Apr	5-May	7-Apr	5-May	2.05%	29	29	100.0%	2.05%	\$ 9,814,140
6389.92	6-May	9-Jun	6-May	9-Jun	0.53%	35	35	100.0%	0.53%	\$ 2,571,733
6423.67	10-Jun	6-Jul	10-Jun	28-Jun	2.27%	27	19	70.4%	1.60%	\$ 7,867,066
6573.01	7-Jul	N/A	7-Jul	N/A	N/A					
									TOTAL	\$ 22,769,553
									GHC Price	\$ 477,149,654
									Adjustment	\$ 22,769,553
									Adjusted Price	\$ 499,919,207

## Freeman, Daniel W

---

**From:** Freeman, Daniel W <Daniel.Freeman@atkinsglobal.com>  
**Sent:** Friday, August 13, 2021 12:03 PM  
**To:** Pluenneke, Pat  
**Subject:** [EXTERNAL] RE: CCI Request  
**Attachments:** NTP Delay Calcs.xlsx

**CAUTION:** This email originated from outside the organization. Do not click links or open attachments unless you are expecting them and know the content is safe.

Pat,

As stated in the Executive Partnering Meeting, attached are the CTRMA's calculations for NTP Escalation. Of particular importance, these calculations are consistent with the language in Section 13.2.2 of the Design-Build Agreement (applicable data from this section provided below). A couple of points of note:

1. Engineering News-Record (ENR) defines the Construction Cost Index (CCI) as the 20-city average. The following language is extracted directly from ENR's CCI webpage:

**"HOW ENR BUILDS THE INDEX:** 200 hours of common labor at the 20-city average of common labor rates, plus 25 cwt of standard structural steel shapes at the mill price prior to 1996 and the fabricated 20-city price from 1996, plus 1.128 tons of portland cement at the 20-city price, plus 1,088 board ft of 2 x 4 lumber at the 20-city price."

Accordingly, the Mobility Authority used the ENR CCI, the 20-city average, as defined by ENR.

2. The Mobility Authority used the *monthly* values for the ENR CCI and Base Index (BI) as stated in the Design-Build Agreement. These values include:

The monthly ENR CCI value for June 2021 of 12112 (the month NTP2/3 were issued)

The monthly ENR CCI value for March 2021, the BI, of 11749 (the month 210 days beyond the Proposal Date)

Again, this methodology is consistent with that stated in the Design-Build Agreement.

### Design-Build Agreement, Section 13.2.2 (emphasis added)

Adjusted DP = (Proposal DP) x (ENR CCI)/(BI)

The Base Index (BI) is the Engineering News Record Construction Cost Index for the **calendar month** which occurs 210 Days after the Proposal Date. The ENR CCI is the Engineering News Record Construction Cost Index for the **month** in which NTP2 is issued.

Pat, if you disagree with this approach, we may need to escalate the issue above us (since those above us are already briefed on the subject). Please let me know if you would like to discuss this further.

Best Regards,

**Daniel W. Freeman, P.E.**

Sr. Project Director, Tolls

**ATKINS, member of the SNC-Lavalin Group**

11801 Domain Blvd, Suite 500, Austin, Texas 78758

Tel: +1 (512) 327 6840 | Fax: +1 (512) 327 2453 | Cell: +1 (512) 413 6764

Email: [daniel.freeman@atkinsglobal.com](mailto:daniel.freeman@atkinsglobal.com) | Web: [www.atkinsglobal.com/northamerica](http://www.atkinsglobal.com/northamerica) | Careers: [www.atkinsglobal.com/careers](http://www.atkinsglobal.com/careers)

---

**From:** Pluenneke, Pat <ppluenneke@walshgroup.com>  
**Sent:** Tuesday, August 10, 2021 7:45 AM  
**To:** Freeman, Daniel W <Daniel.Freeman@atkinsglobal.com>  
**Subject:** CCI Request

Dan,  
Attached is our request for the CCI escalation payment. We would like to discuss during the partnering meeting tomorrow.  
Thanks,

**Pat Pluenneke**  
**Program Manager**

**Archer Western | The Walsh Group**  
C: 512.619.5238

[www.walshgroup.com](http://www.walshgroup.com)

Facebook | LinkedIn | Twitter | Instagram

**At SNC-Lavalin, we work flexible hours around the world. Although I have sent this email at a time convenient for me, I don't expect you to respond until it works for you.**

NOTICE – This email message and any attachments may contain information or material that is confidential, privileged, and/or subject to copyright or other rights. Any unauthorized viewing, disclosure, retransmission, dissemination, or other use of or reliance on this message or anything contained therein is strictly prohibited and may be unlawful. If you believe you may have received this message in error, kindly inform the sender by return email and delete this message from your system. Thank you.

## **Exhibit B**

### NTP Escalation Payment Calculations

## Escalation Calculations for Delayed NTP2/NTP3

These calculations are based on Section 13.2.2 of the Design-Build Agreement (see Exhibit C)

### Relevant Dates:

Proposal Date	8/18/2020
210 Days after Proposal Date	3/16/2021
NTP1 Issuance Date	4/14/2021
NTP2/NTP3 Issuance Date	6/28/2021

Formula for Escalation due to Delayed NTP2/NTP3:

$$\text{Adjusted DP} = (\text{Proposal DP}) \times (\text{ENR CCI}) / (\text{BI})$$

Where:

- Adjusted DP is the adjusted Design Build Price
- Proposal DP is the original Design Build Price (\$477,149,654.00)
- ENR CCI is the Engineering News Record Construction Cost Index for the month in which NTP2/NTP3 were issued (value for June 2021 is 12112)
- The Base Index (BI) is the Engineering News Record Construction Cost Index for the calendar month which occurs 210 days after the Proposal Date (value for March 2021 is 11749)

The values from ENR Construction Cost Index are included on the following page.

$$\text{Adjusted DP} = (\$477,149,654) \times (12,112)/(11749)$$

$$\text{Adjusted DP} = \$491,891,787.32$$

$$\text{Increased DP} = \$491,891,787.32 - \$477,149,654$$

$$\text{Increased DP} = \$14,742,133.32 \text{ (amount of Change Order 01)}$$

ENR's CONSTRUCTION COST INDEX

YEAR	JAN	FEB	MAR	APR	MAY	JUN	JUL	AUG	SEP	OCT	NOV	DEC	AVG.
2021	11627	11698	11749	11848	11989	12112	12237	12463					
2020	11392	11396	11397	11412	11418	11436	11439	11455	11499	11539	11579	11626	11465.67
2019	11206	11213	11228	11228	11230	11268	11293	11311	11311	11326	11381	11381	11281
2018	10878	10889	10959	10971	11013	11069	11116	11124	11170	11183	11184	11186	11062
2017	10542	10559	10667	10678	10692	10703	10789	10826	10823	10817	10870	10873	10737
2016	10132	10181	10242	10279	10315	10337	10379	10385	10403	10434	10442	10530	10338
2015	9972	9962	9972	9992	9975	10039	10037	10039	10065	10128	10092	10152	10035
2014	9664	9681	9702	9750	9796	9800	9835	9846	9870	9886	9912	9936	9806
2013	9437	9453	9456	9484	9516	9542	9552	9545	9552	9689	9666	9668	9547
2012	9176	9198	9268	9273	9290	9291	9324	9351	9341	9376	9398	9412	9308
2011	8938	8998	9011	9027	9035	9053	9080	9088	9116	9147	9173	9172	9070
2010	8660	8672	8671	8677	8761	8805	8844	8837	8836	8921	8951	8952	8799
2009	8549	8533	8534	8528	8574	8578	8566	8564	8586	8596	8592	8641	8570
2008	8090	8094	8109	8112	8141	8185	8293	8362	8557	8623	8602	8551	8310
2007	7880	7880	7856	7865	7942	7939	7959	8007	8050	8045	8092	8089	7966
2006	7660	7689	7692	7695	7691	7700	7721	7722	7763	7883	7911	7888	7751
2005	7297	7298	7309	7355	7398	7415	7422	7479	7540	7563	7630	7647	7446
2004	6825	6862	6957	7017	7065	7109	7126	7188	7298	7314	7312	7308	7115
2003	6581	6640	6627	6635	6642	6694	6695	6733	6741	6771	6794	6782	6694
2002	6462	6462	6502	6480	6512	6532	6605	6592	6589	6579	6578	6563	6538
2001	6281	6272	6279	6286	6288	6318	6404	6389	6391	6397	6410	6390	6343

## **Exhibit C**

Contractual Language from Design-Build Agreement

and other fees, costs and/or royalties imposed with respect to the Work and any equipment, materials, labor or services included therein.

### **13.2 NTP1 and NTP2 Work Payments; Delay in Issuance of NTP1 and/or NTP2**

#### **13.2.1 NTP1 and NTP2 Work Payments**

13.2.1.1 The DB Contractor acknowledges and agrees that (i) the Mobility Authority will not pay for NTP1 Work prior to issuance of the NTP1, (ii) except for NTP1 Work, the Mobility Authority will not pay for any other Work prior to issuance of NTP2, (iii) any NTP1 Work performed by the DB Contractor prior to the issuance of NTP1 and any other Work performed by the DB Contractor prior to issuance of NTP2 shall, therefore, be performed solely at the DB Contractor's risk and (iv) the Mobility Authority shall have no liability hereunder and no responsibility to pay the DB Contractor for any Work performed by the DB Contractor unless and until the subject NTP is issued by the Mobility Authority, in its sole discretion.

#### **13.2.2 Delay in Issuance of NTP1, NTP2, and NTP3; Escalation**

13.2.2.1 The Mobility Authority intends to issue NTP1 following the Finance Closing Date, which will authorize the DB Contractor to proceed with the NTP1 Work. The Mobility Authority intends to issue NTP2 for the remaining Work following the Finance Closing Date. If NTP1 and NTP2 have not been issued by the Mobility Authority as of 210 Days after the Proposal Date, due to no fault of any member of the DB Contractor Group, this DB Agreement shall remain in full force and effect, without any modification to the terms and conditions hereof, provided that the DB Contractor shall be entitled to an adjustment in the DB Price for the Work, based on the Engineering News Record Construction Cost Index for Construction Costs ("ENR CCI"), from a base date commencing as of the expiration of such 210 Day period and until the date of issuance of NTP calculated as follows:

$$\text{Adjusted DP} = (\text{Proposal DP}) \times (\text{ENR CCI}) / (\text{BI})$$

The Base Index (BI) is the Engineering News Record Construction Cost Index for the calendar month which occurs 210 Days after the Proposal Date. The ENR CCI is the Engineering News Record Construction Cost Index for the month in which NTP2 is issued.

13.2.2.2 If NTP1 and NTP2 have not been issued as of 365 Days after the Proposal Date due to no fault of any member of the DB Contractor Group, the DB Contractor may seek to negotiate a Change Order, including an extension in time for issuance of NTP1 and/or NTP2 and an increase in the DB Price mutually acceptable to the DB Contractor and the Mobility Authority, provided that any extension in time for issuance of NTP2 beyond 365 Days after the Proposal Date shall be subject to the concurrence of Surety. If the DB Contractor does not wish to seek a Change Order as provided above or the Mobility Authority fails to issue a Change Order acceptable to the DB Contractor, then following 365 Days after the Proposal Date, the DB Contractor's sole remedy shall be to terminate this DB Agreement by delivery of notice of termination to the Mobility Authority.

13.2.2.3 If NTP2 has not been issued within 90 Days after the date of issuance of NTP1 through no fault of any member of the DB Contractor Group, the DB Contractor may be entitled to a Change Order to extend the Completion Deadline to the extent the DB



**GENERAL MEETING OF THE BOARD OF DIRECTORS  
OF THE  
CENTRAL TEXAS REGIONAL MOBILITY AUTHORITY**

**RESOLUTION NO. 21-071**

**APPROVING FUNDING FOR EMERGENCY MAINTENANCE SERVICES**

WHEREAS, by Resolution No. 21-066 dated October 27, 2021, the Mobility Authority Board of Directors authorized the Executive Director to procure, negotiate, and execute a contract (including an interlocal agreement) for the immediate provision of maintenance services in an amount not to exceed \$750,000.00 on Mobility Authority roadways and related Texas Department of Transportation facilities; and

WHEREAS, on October 28, 2021, the Mobility Authority solicited bids for emergency maintenance services from three (3) firms utilizing the Mobility Authority's emergency procurement procedures and the lowest responsive bid for four (4) weeks of emergency maintenance services was submitted by Roy Jorgensen Associates, Inc. in the amount of \$748,750.00; and

WHEREAS, the Executive Director negotiated and executed a contract with Roy Jorgensen Associates, Inc. for emergency maintenance services on November 10, 2021; and

WHEREAS, based on the most recent available information, Mobility Authority staff now estimates that emergency maintenance services may be required for twelve (12) weeks or more, and may need to be expanded to include snow and ice services; and

WHEREAS, to cover the cost of the additional services and to provide a contingency for any unanticipated circumstances that may arise, the Executive Director recommends and requests that the Board authorize him to spend an amount not to exceed \$3,000,000 in order to ensure the safe and continued operations of Mobility Authority facilities, including for the purchase of maintenance equipment and for any necessary change orders to the contract with Roy Jorgenson and Associates, Inc.


NOW THEREFORE, BE IT RESOLVED that the Board hereby authorizes the Executive director to spend up to \$3,000,000 in order to ensure the safe and continued operations of Mobility Authority facilities, including for the purchase of maintenance equipment and for any necessary change orders to the contract with Roy Jorgenson and Associates, Inc.

Adopted by the Board of Directors of the Central Texas Regional Mobility Authority on the 17<sup>th</sup> day of November 2021.

Submitted and reviewed by:

  
\_\_\_\_\_  
Geoffrey Petrov, General Counsel

Approved:

  
\_\_\_\_\_  
Robert W. Jenkins, Jr.  
Chairman, Board of Directors