

Regular Meeting of the Board of Directors



CENTRAL TEXAS REGIONAL
MOBILITY AUTHORITY

April 25, 2022

Welcome and opportunity for public comment



1

Bobby Jenkins
Chairman

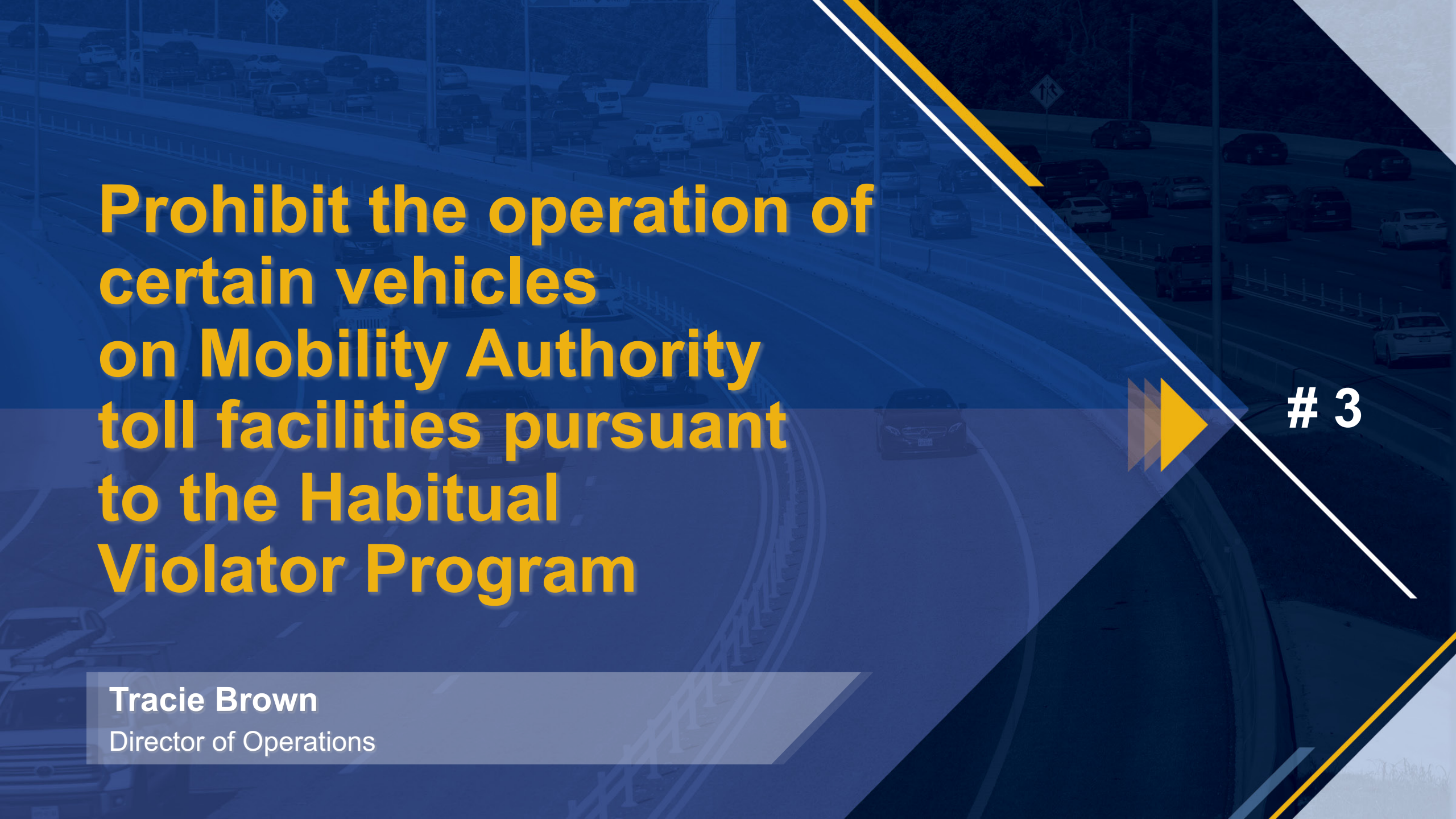
CONSENT AGENDA

2. Approve the minutes from the March 30, 2022 Regular Board Meeting
3. Prohibit the operation of certain vehicles on Mobility Authority toll facilities pursuant to the Habitual Violator Program
4. Approve financial institutions and qualified brokers authorized to provide investment services and engage in investment with the Mobility Authority and reaffirm the CTRMA investment policy



2-4

Bobby Jenkins
Chairman



Prohibit the operation of certain vehicles on Mobility Authority toll facilities pursuant to the Habitual Violator Program

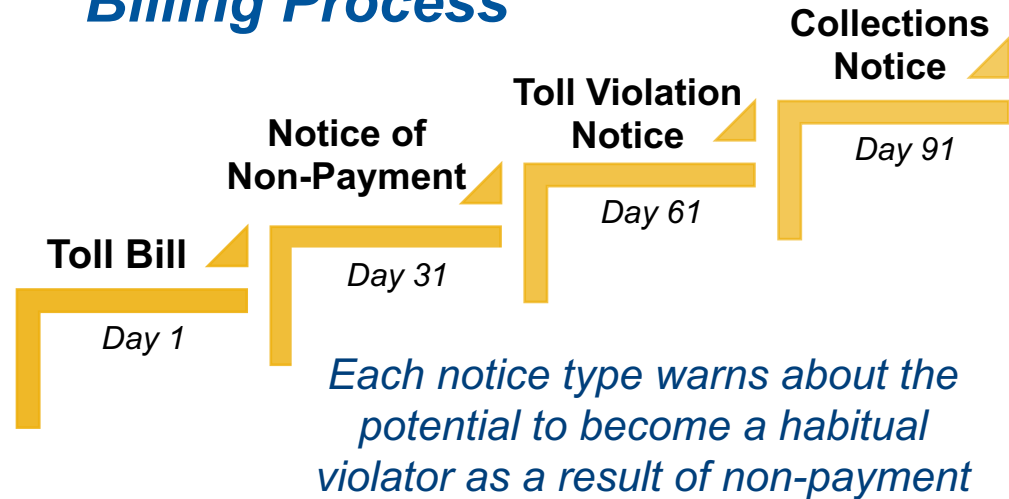
3

Tracie Brown
Director of Operations

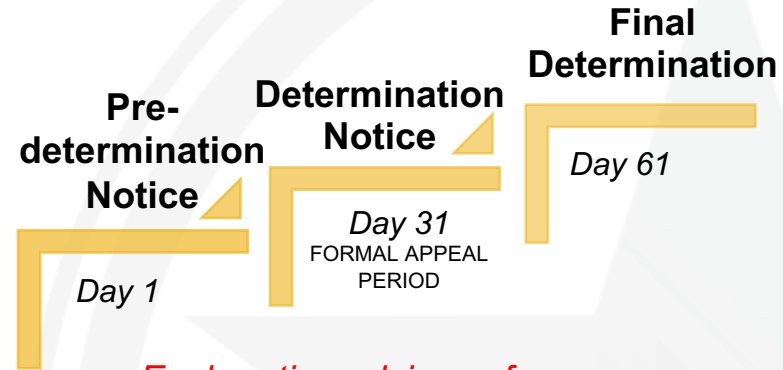


Escalating Communications

Pay By Mail Billing Process



Habitual Violator Process



Each notice advises of outstanding balance, penalties for continued non-payment and resolution information

OUTCOMES

1. Vehicle Registration Renewal Block
2. Notice of Vehicle Prohibition
3. On-road Enforcement





» Approve a *Vehicle Prohibition Order* for the identified habitual violator customers

» Number of prohibited vehicles: 618

» Total number of unpaid tolls: 345,681

- Average number of outstanding tolls per vehicle: 559
- Average unpaid balance: \$1,591.40

» Next Steps

» Customers will receive *Prohibition Order* by mail

» Customers found to be in violation of prohibition are subject to warning, citation with up to \$500 fine and / or vehicle impoundment

**Approve financial institutions
and qualified brokers
authorized to provide investment
services and engage in
investment with the Mobility
Authority and reaffirm the
CTRMA investment policy**

4

José Hernández
Chief Financial Officer

Regular Items

5-7

Bobby Jenkins
Chairman

Accept the financial statements for February 2022

5

José Hernández
Chief Financial Officer

Discuss and consider approving a new loan agreement with Regions Capital Advantage Inc. to refinance the current loan with Regions Commercial Equipment Finance, LLC related to the MoPac Improvement Project



6

José Hernández
Chief Financial Officer

Discuss and consider designating maximum speeds on 183 Toll and 45SW Toll & approving corresponding amendments to Mobility Authority Policy Code section §301.015

7

Mike Sexton
Acting Director of Engineering



» Title 43, Part 1, Chapter 26 – Regional Mobility Authorities

» Subchapter D, Rule 26.33 - Design and Construction

» (d) Design criteria for highway facilities.

- (1) State criteria. All designs developed by or on behalf of the RMA shall comply with the latest version of the department's manuals, including, but not limited to, the Roadway Design Manual, Pavement Design Manual, Hydraulic Design Manual, the Texas Manual on Uniform Traffic Control Devices, Bridge Design Manual, and the Texas Accessibility Standards.



» Chapter 370.033 - General Powers

- » (a)(12) adopt and enforce rules not inconsistent with this chapter for the use of any transportation project, including tolls, fares, or other user fees, speed and weight limits, and traffic and other public safety rules, provided that an authority must consider the same factors that the Texas Turnpike Authority division of the department must consider in altering a prima facie speed limit under Section 545.354

» Chapter 545.354 – Authority of Regional Tollway Authorities to Alter Speed Limits on Turnpike Projects

- » (a)(2) If an authority determines from the results of an engineering and traffic investigation that a prima facie speed limit described in this subchapter is unreasonable or unsafe on a part of a turnpike constructed and maintained by the authority, the authority by order recorded in its minutes shall determine and declare a reasonable and safe prima facie speed limit for vehicles or classes of vehicles on the turnpike.
- » (f) The authority, in conducting the engineering and traffic investigation specified by Subsection (a), shall follow the procedure for establishing speed zones adopted by the Texas Department of Transportation.



» Article 10

» Section 301.014

- a.) Subchapter H, Chapter 545, Transportation Code, “Speed Restrictions,” governs speeds on highways in the State of Texas. The authority has the authority to alter prima facie speed limits on its toll roads, provided the Procedures for Establishing Speed Zones are followed.
- b.) Guidelines established by Texas Department of Transportation Procedures for Establishing Speed Zones, current edition, will be used in conducting Speed Zone Studies and establishing Speed Limits on authority operated toll roads. The data collected during the Speed Zone Studies are analyzed to determine the 85th Percentile Speed. The 85th Percentile Speed is the speed at which 85% of the traffic at a specific test site is traveling at or slower. The 85th Percentile Speed will be the basis for how the posted speed limit is determined.



Crash Rate Comparison (Toll and Express Lanes Only)

Roadway Classification	Corridor	Crash Rate (per 100 million miles traveled)			
		2017	2018	2019	2020
Urban US Highway	Statewide	188	186	191	169
	183A Toll	23	27	25	26
	290E Toll	24	8	10	49
Urban State Highway	Statewide	226	221	227	188
	SH 71 Toll	9	11	14	25
	MoPac EL	4	30	76	88
	45SW	n/a	n/a	n/a	27



Fatality Rate Comparison				
Roadways	Fatality Rate (per 100 million miles traveled)			
	2017	2018	2019	2020
Statewide	1.36	1.3	1.26	1.5
CTRMA (All Lanes*)	0.05	0.09	0.07	0.38
CTRMA (Toll Lanes)	0.02	0.03	0.01	0.04

*Includes SH71 and Mopac General Purpose Lanes, 183A frontage roads, and 290E (US 290) General Purpose lanes



183S Speed Study and Local Speed Limits



» Speed Study completed March 9, 2022

» 85th percentile speed observed to be 72 mph for northbound and 75 mph for southbound



45SW Speed Study and Local Speed Limits



» **Speed Study completed March 18, 2022**

» **85th percentile speed observed to be 70 mph for northbound and 68 mph for southbound**



- » Staff recommends that the Board designate a maximum speed of 75 miles per hour for 183 Toll and a maximum speed of 70 miles per hour for 45SW Toll. Staff further recommends that Section 301.015 of the Policy Code be amended by adding the following:
 - » d) The maximum speed of a motor vehicle on the 45SW Toll is limited to 70 miles per hour except within construction, transitional, or reduced speed zones, or during any period of adverse atmospheric or weather conditions.
 - » e) The maximum speed of a motor vehicle on the 183 Toll is limited to 75 miles per hour except within construction, transitional, or reduced speed zones, or during any period of adverse atmospheric or weather conditions.

Briefings and Reports

Quarterly project updates

A. 183A Phase III Project

B. 183 North Mobility Project

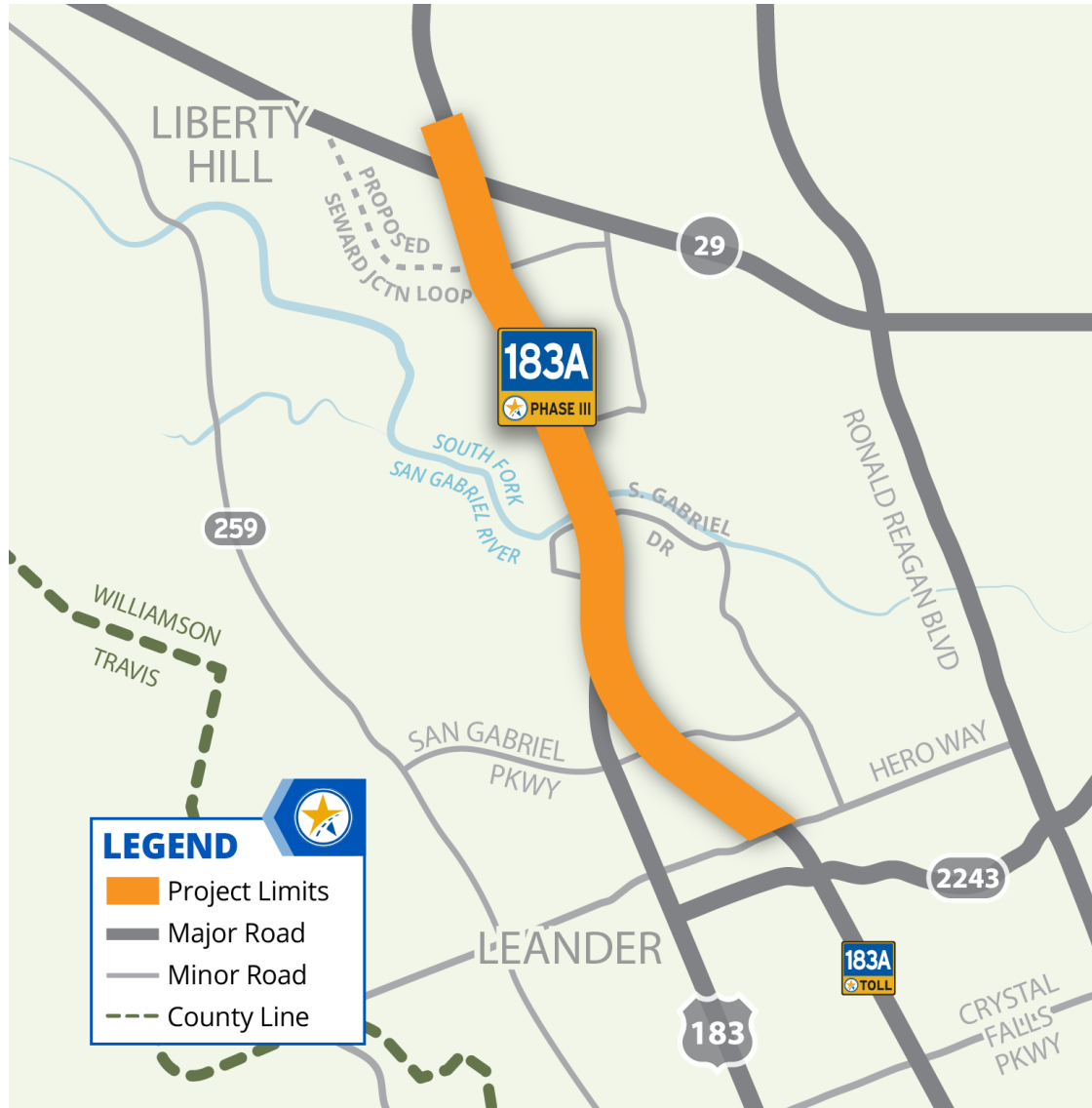
8 A-B

Mike Sexton

Acting Director of Engineering



183A Phase III Summary



- » **Project Description:** The project includes a 5.3-mile extension of the existing 10-mile 183A Toll Road to the north
- » **Limits:** Hero Way to north of SH 29
- » **Total Project Cost:** \$277M
- » **Construction Cost:** \$175M
- » **Notice to Proceed:** 3/28/2021
- » **Open to Tolling:** Early 2025



» **Current Project Status:**

- » Contract Time started 4/26/2021
- » Overall Project Construction is 28% Complete

» **Work Underway:**

- » Bridges - Substructure and Superstructure
- » Retaining Walls
- » Drainage Systems
- » Waterlines
- » Earthwork



Project Financials

Original Contract Amount:	\$	175,695,656.17
Authorized Changes (Change Order and Amendments)		
Previous Periods:	\$	-
This Period	\$	-
Current Authorized Contract Amount:	\$	175,695,656.17
Draw Requests 1 – 11 (Jan. 2021 through Dec. 2021)	\$	(43,497,103.68)
Draw Request 12 (Jan. 2022)	\$	(1,965,788.00)
Draw Request 13 (Feb. 2022)	\$	(2,020,402.58)
Draw Request 14 (Mar. 2022)	\$	(1,920,000.00)
Total Amount Earned to Date:	\$	(49,403,294.26)
Amount remaining for work to be completed:	\$	126,292,361.91
Total Percent of Budget Expended through March 2022:		28.1%

Notes:

Deductions from Construction Contract indicated by (\$X.XX)

(\$X,XXX) Indicates estimated value pending CTRMA review and acceptance



Construction Activities: South of Seward Junction Lp.²⁵



April 2022



Construction Activities: Whitewing Drive



April 2022



Construction Activities: San Gabriel River



April 2022



San Gabriel River Bridge: Beam Setting

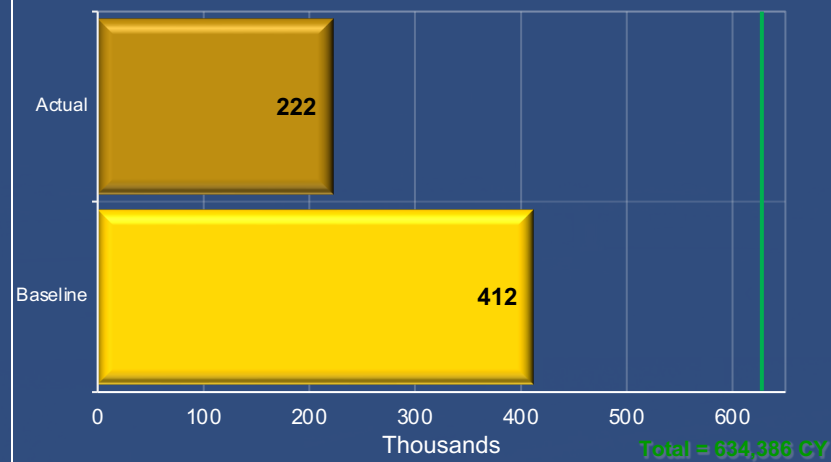


Contract Metrics

Construction Financial



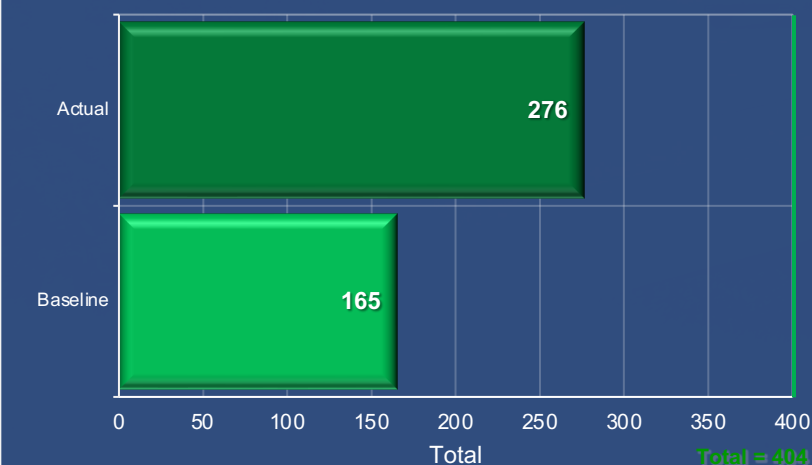
Earthwork



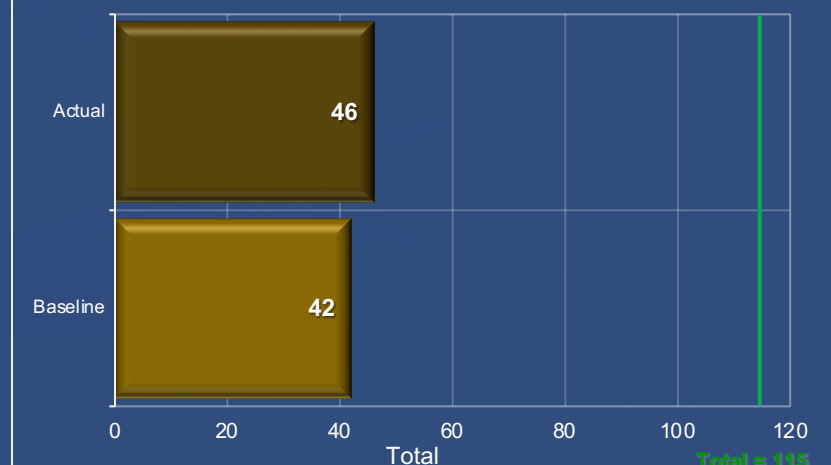
Bridge Drilled Shafts



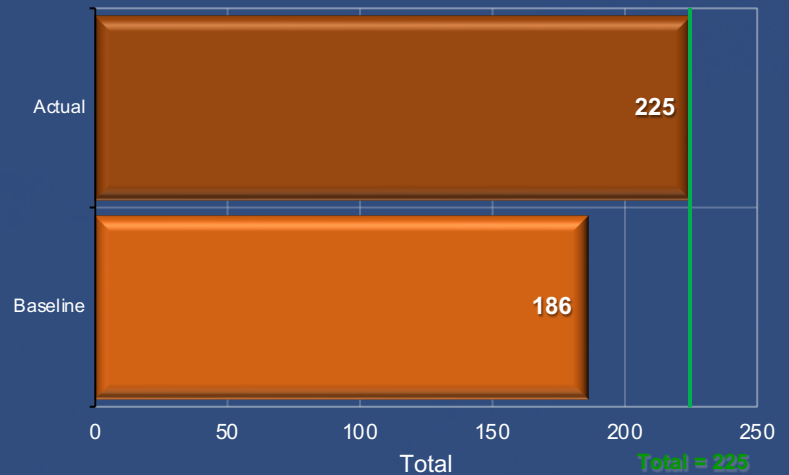
Bridge Columns



Bridge Caps



Neighborhood Walls Drilled Shafts



Briefings and Reports

Quarterly project updates

A. 183A Phase III Project

B. 183 North Mobility Project

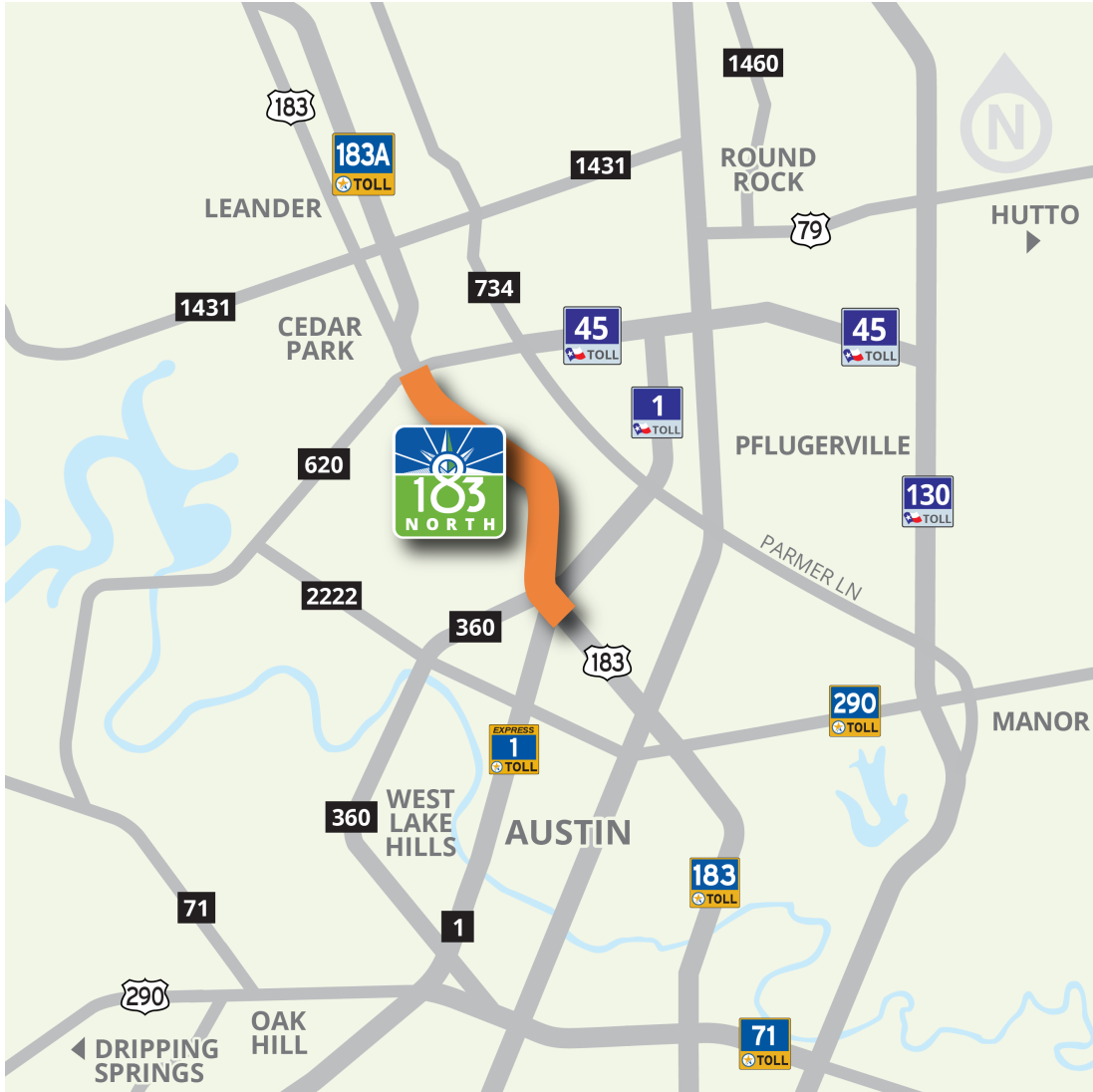
8 A-B

Mike Sexton

Acting Director of Engineering



183 North Mobility Project



- » **Project Description:** 9-mile Express Lane Project along US 183; GP Lane improvements; DCs at MoPac
- » **Limits:** SH 45 to MoPac
- » **Total Project Cost:** \$612M
- » **Design/Build Cost:** \$491.9M
- » **Notice to Proceed:** NTP1 Issued 4/15/2021; NTP2/3 issued 6/28/2021
- » **Open to Tolling:** Early 2026

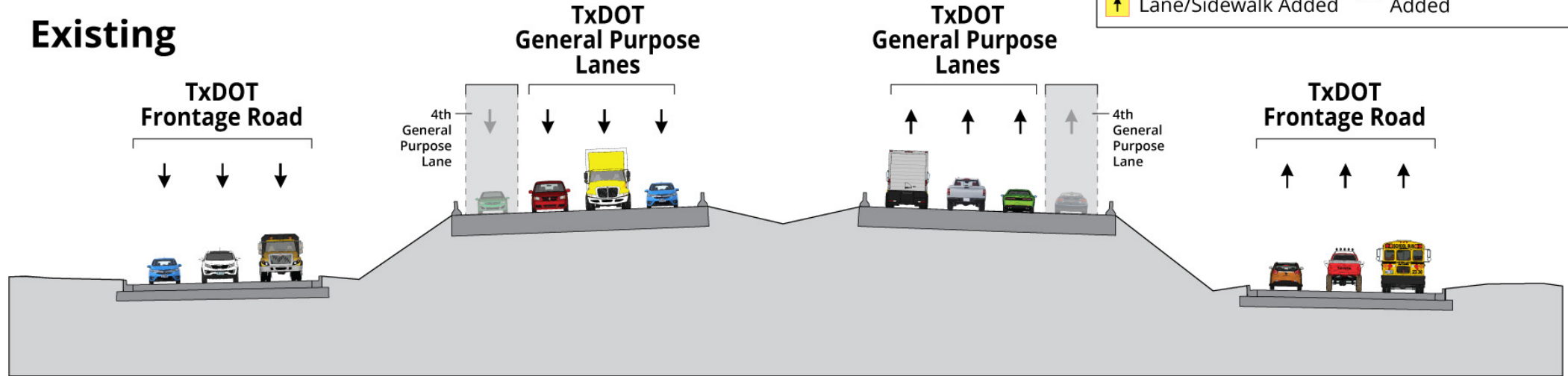


183 North Mobility Project

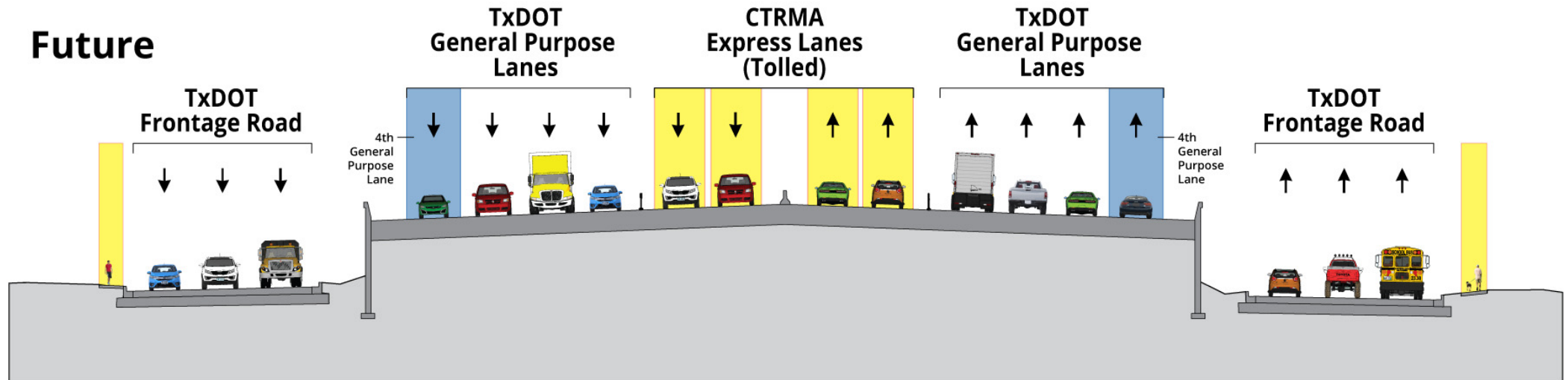
Legend

↑ Northbound Lane	⬆ Discontinuous Lane
↓ Southbound Lane	⬆ Continuous Lane Added
⬆ Lane/Sidewalk Added	

Existing



Future





Project Financials

Original Contract Amount:	\$	477,149,654.00
Authorized Changes (Change Order and Amendments)		
Previous Periods:	\$	-
This Period	\$	14,742,133.32
Current Authorized Contract Amount:	\$	491,891,787.32
Draw Requests 1 – 8:	\$	(73,319,055.73)
Draw Request 9:	\$	(4,300,558.47)
Draw Request 10:	\$	(6,304,781.39)
Total Amount Earned to Date:	\$	(83,924,781.39)
Amount remaining for work to be completed:	\$	407,967,005.93
Total Percent of Budget Expended through January 2022:		17.1%



» Design Status:

- » Roadway 65%
- » Bridges 65% (certain bridges Early Release for Construction [ERFC] for early work)
- » Drainage 30% - 65%
- » Retaining Walls 30% - 65%
- » Illumination – ERFC
- » Traffic Signals, ITS, Tolling 65%
- » MOT - ERFC

» Permitting:

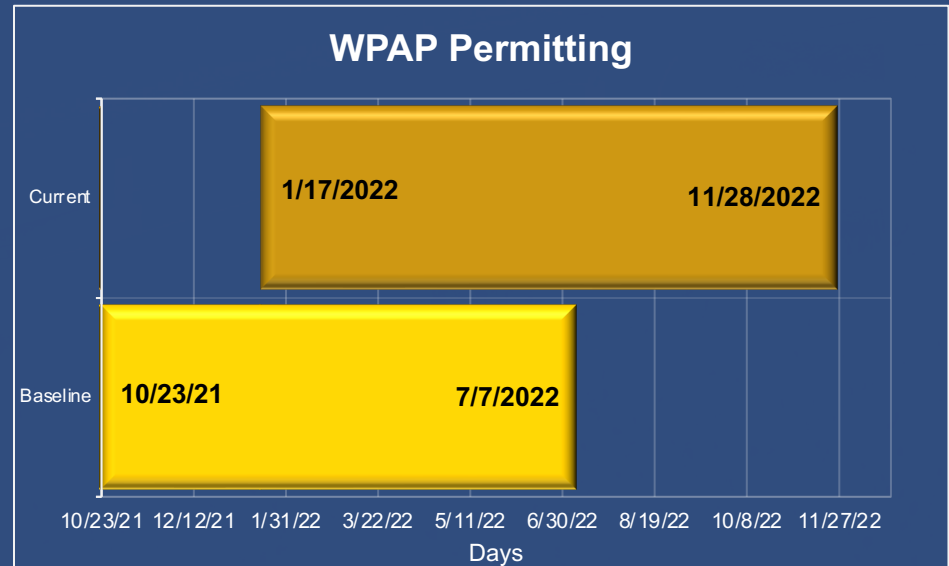
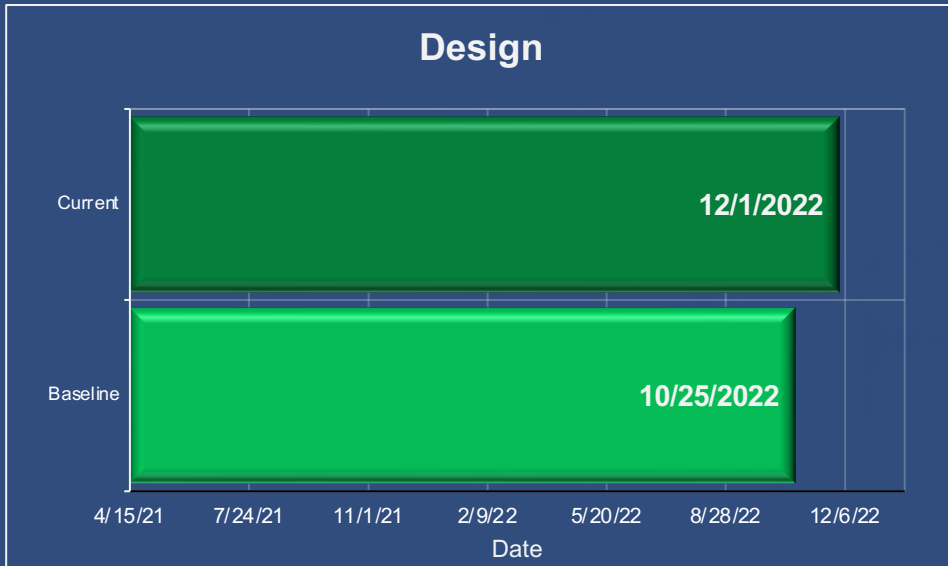
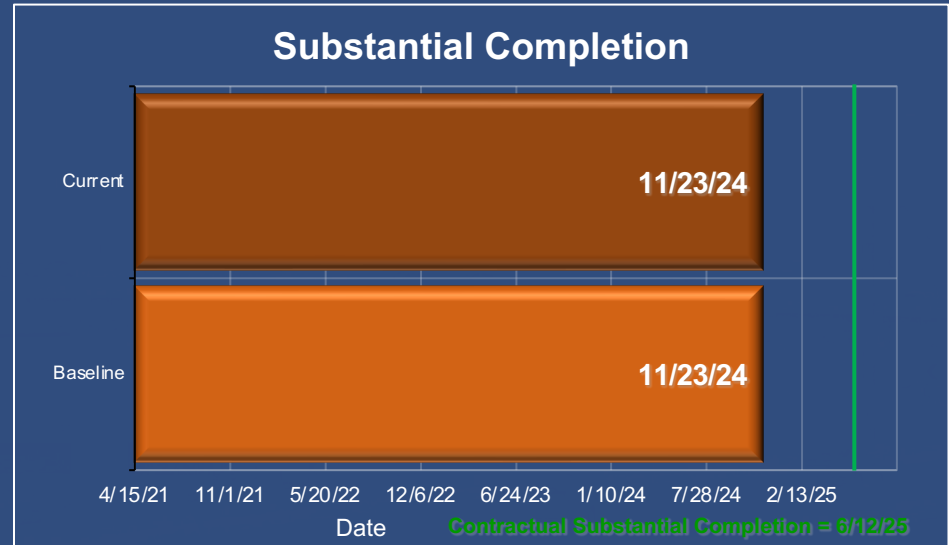
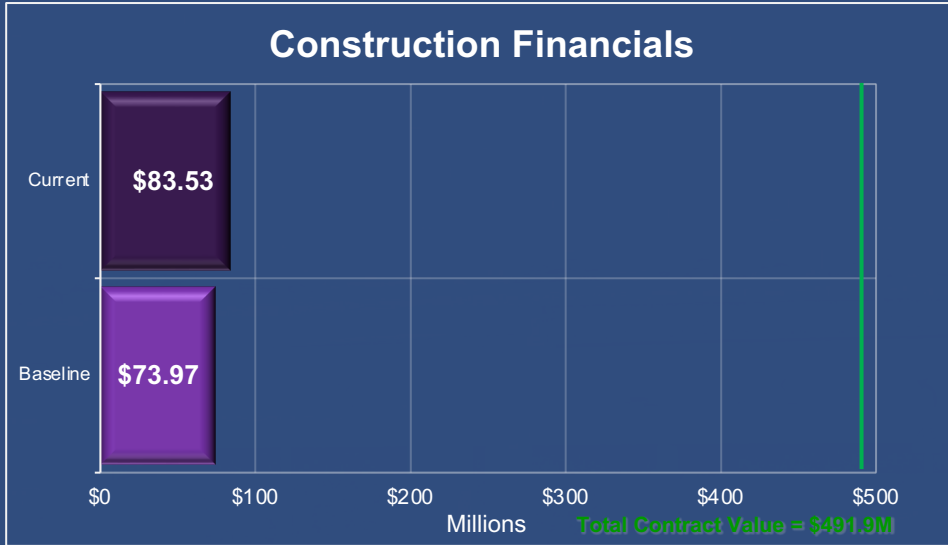
- » Water Pollution Abatement Plan (WPAP) permit was approved on 3/11/22. This allows access to the median areas (temporary work). A 2nd permit has been submitted to TCEQ that will allow pavement activities in the median (new express lanes)



» **Construction Activities occurring over the next quarter:**

- » Corridor Tree Removal
- » Installation of High Mast Lighting
- » Diamond Grinding of General Purpose Lanes
- » Temporary Work for Median Access

Contract Metrics



Briefings and Reports

Executive Director Report

- A. Agency performance metrics
 - i. Roadway performance
 - ii. Call Center performance
- B. Barton Skyway Ramp Relief Project funding



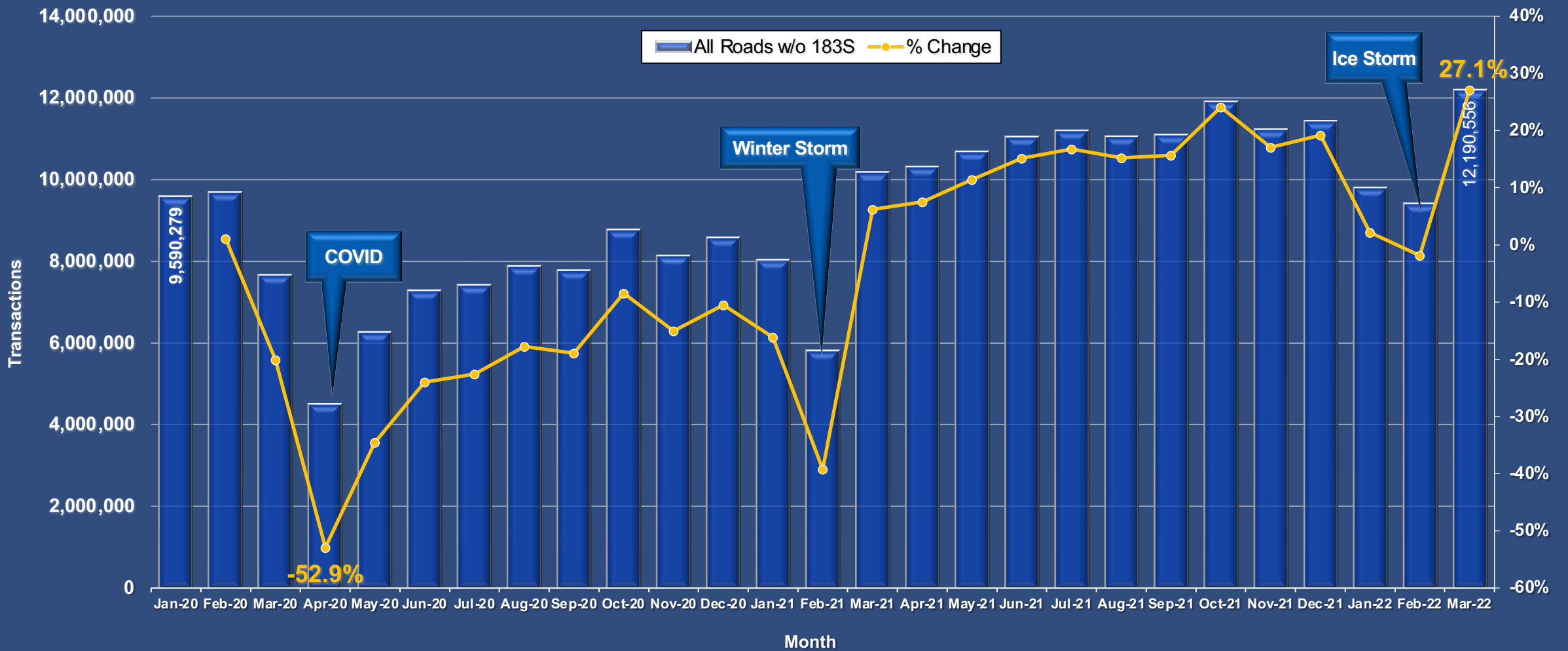
James Bass
Executive Director

Monthly Transaction Trend (All Roads w/o 183 South)



CENTRAL TEXAS REGIONAL
MOBILITY AUTHORITY

Percent Change Compared to January 2020



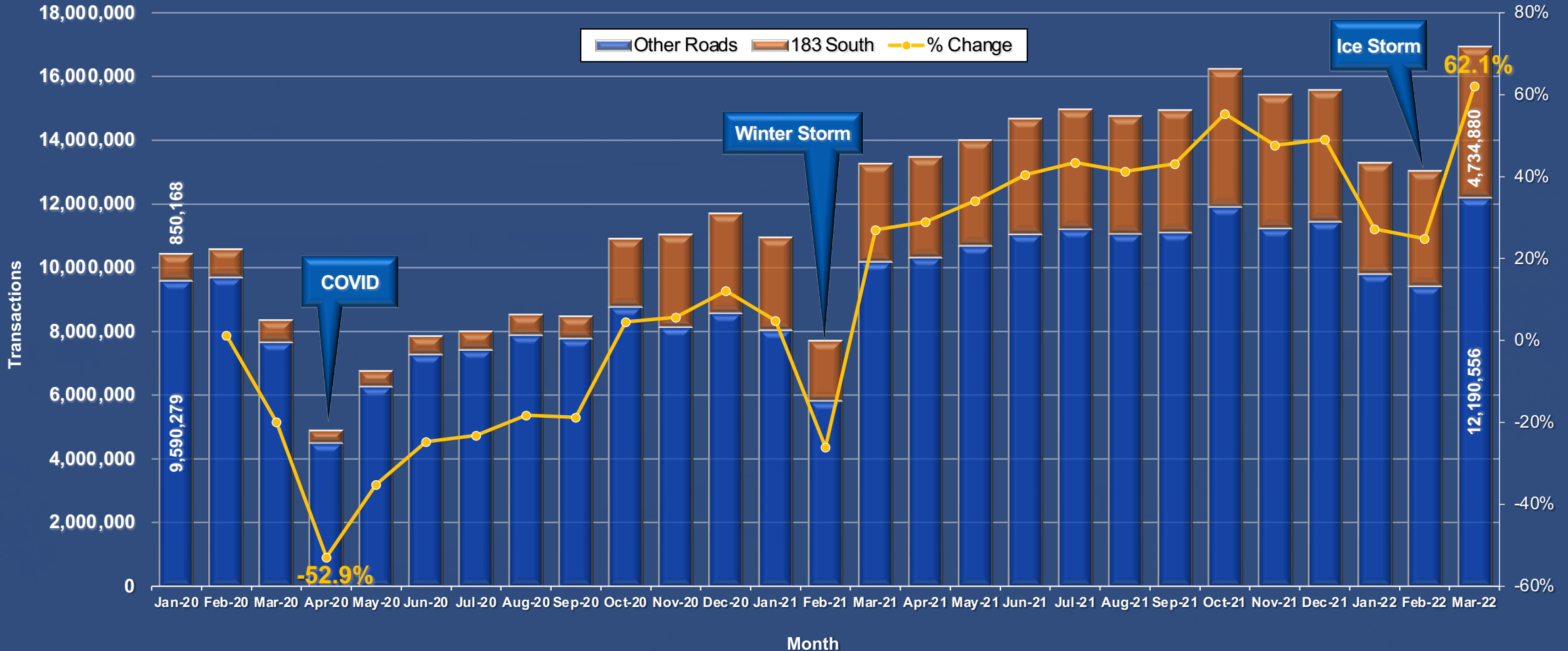
Includes MoPac transactions (not trips).

Monthly Transaction Trend (All Roads)



CENTRAL TEXAS REGIONAL
MOBILITY AUTHORITY

Percent Change Compared to January 2020



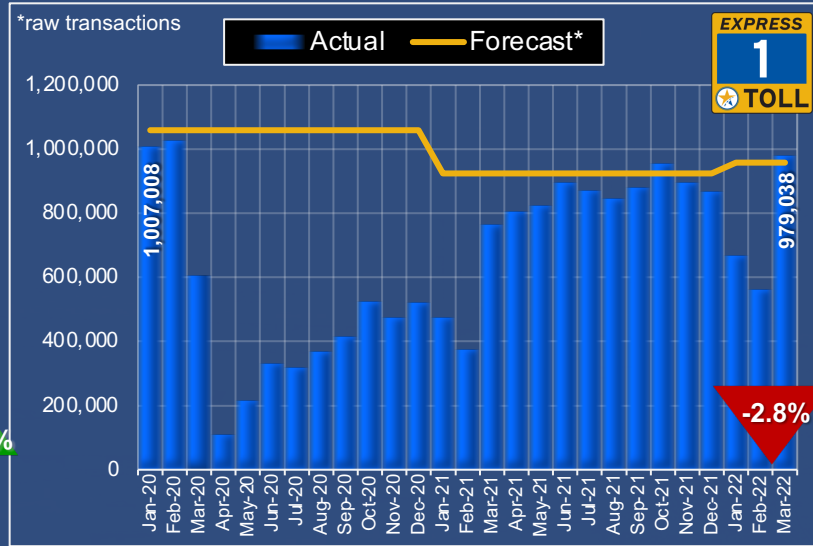
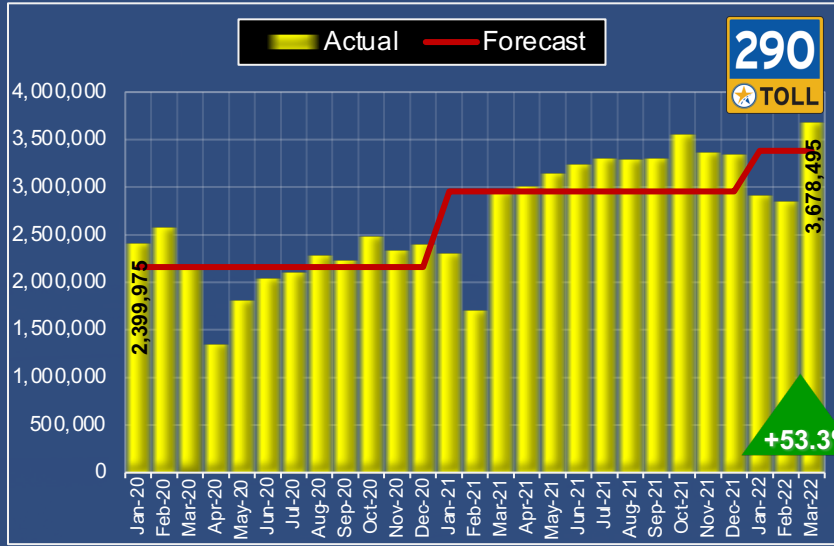
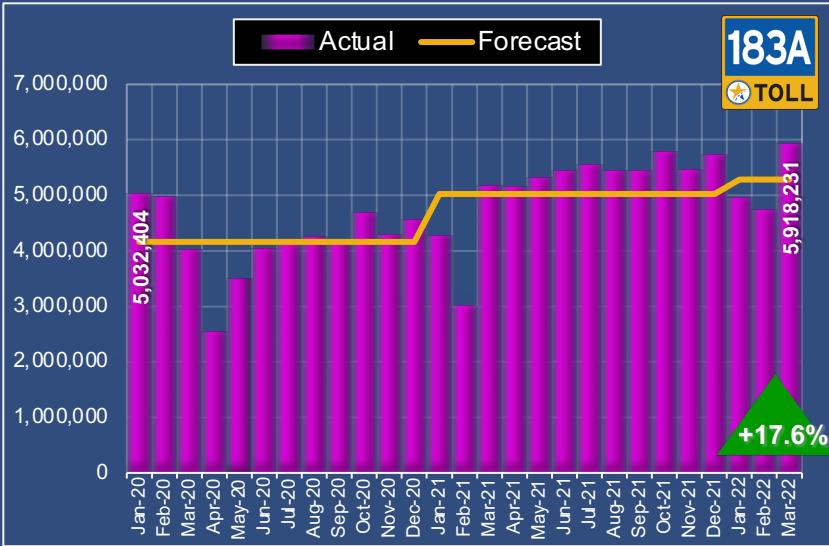
Includes MoPac transactions (not trips).

Monthly Transaction Trend by Roadway

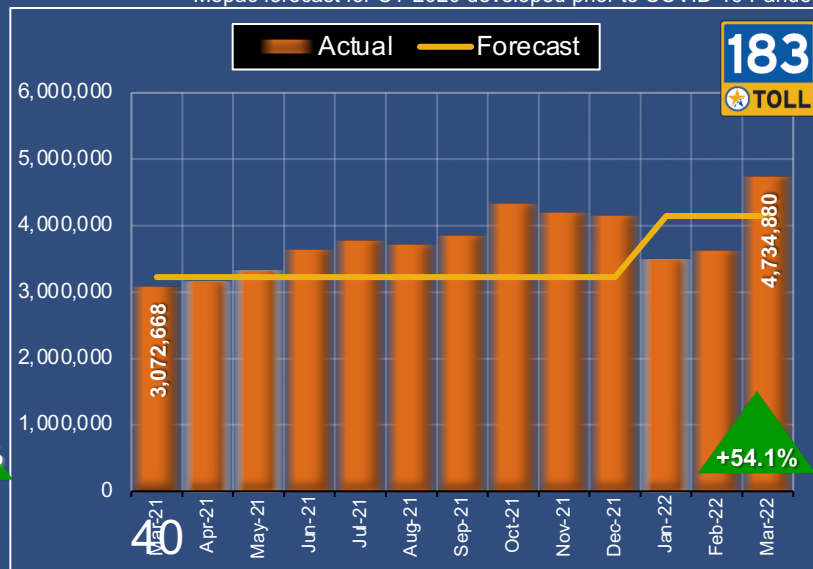
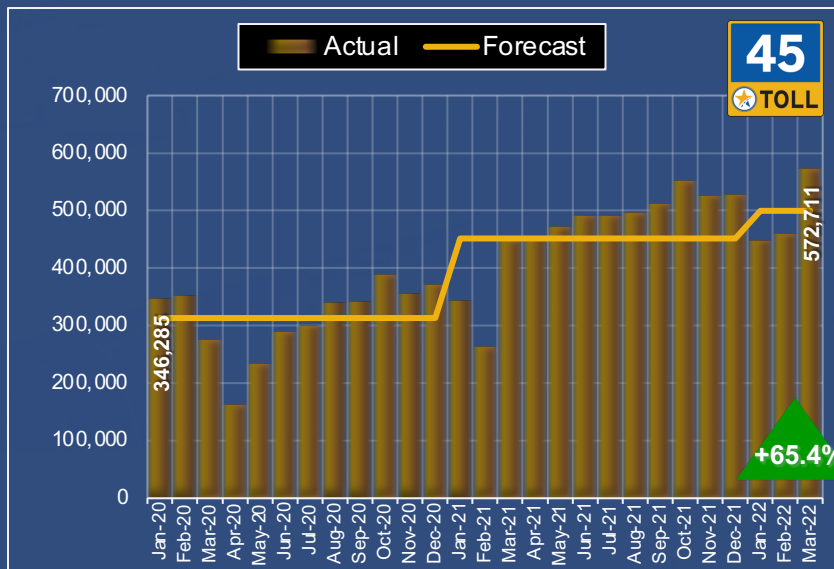
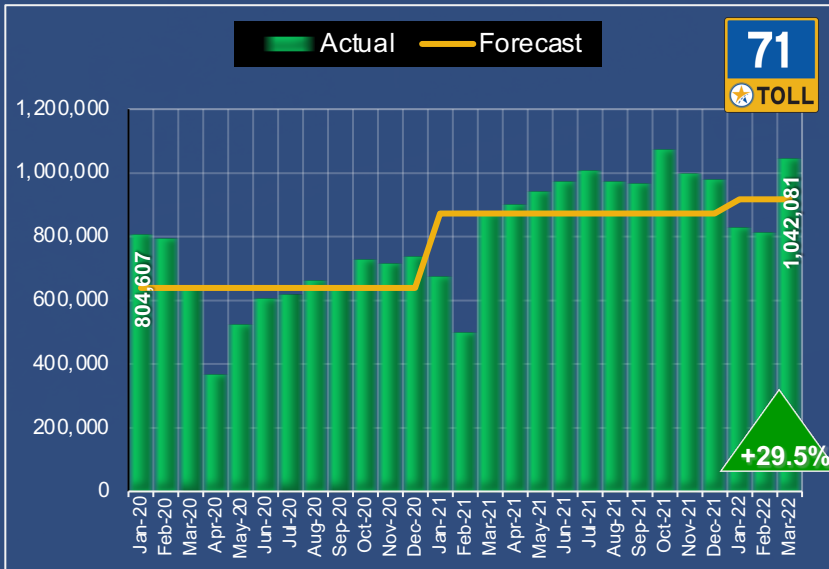
(Percent Change Compared to January 2020)



CENTRAL TEXAS REGIONAL
MOBILITY AUTHORITY



*Mopac forecast for CY 2020 developed prior to COVID-19 Pandemic.



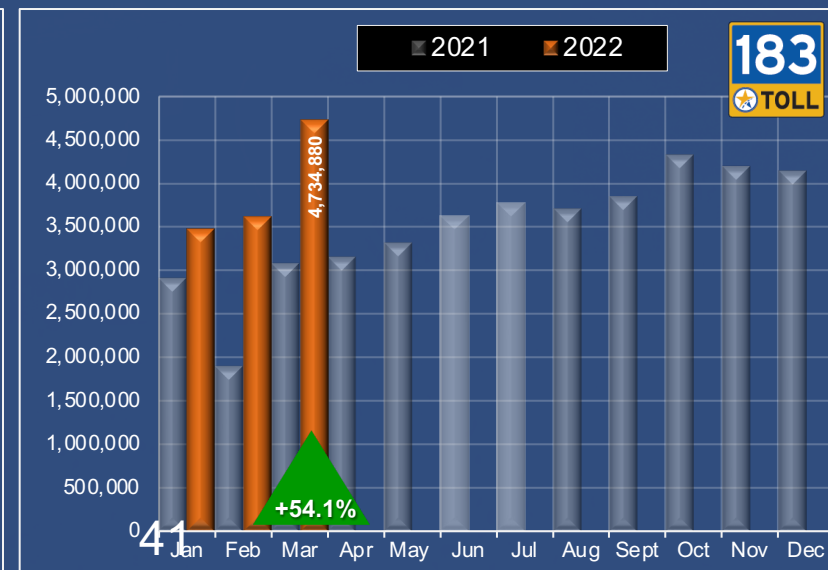
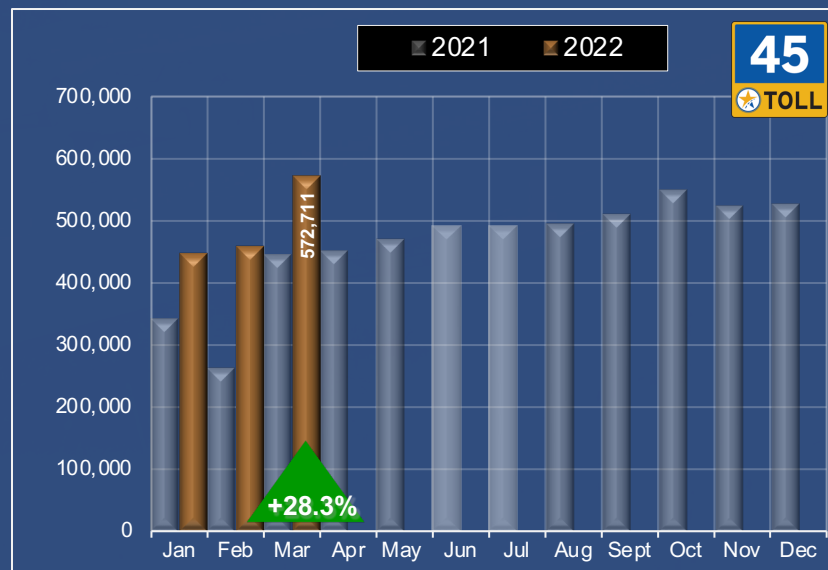
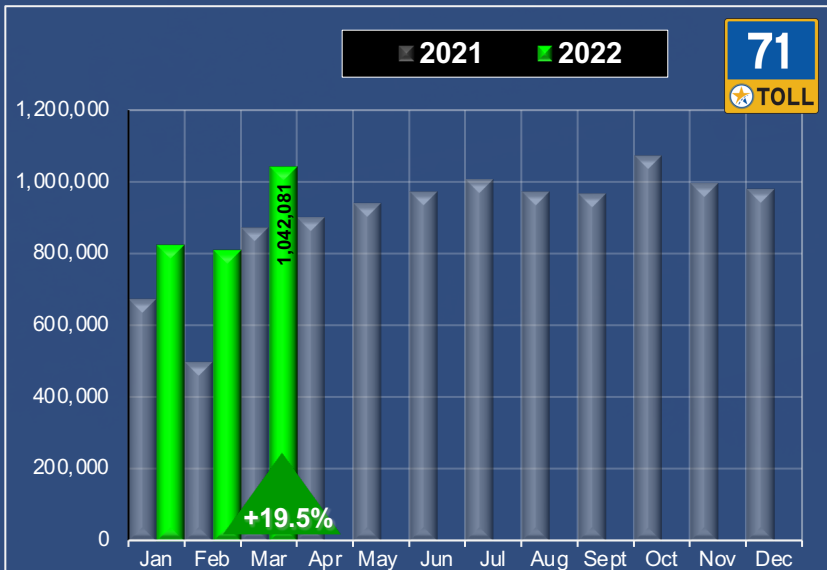
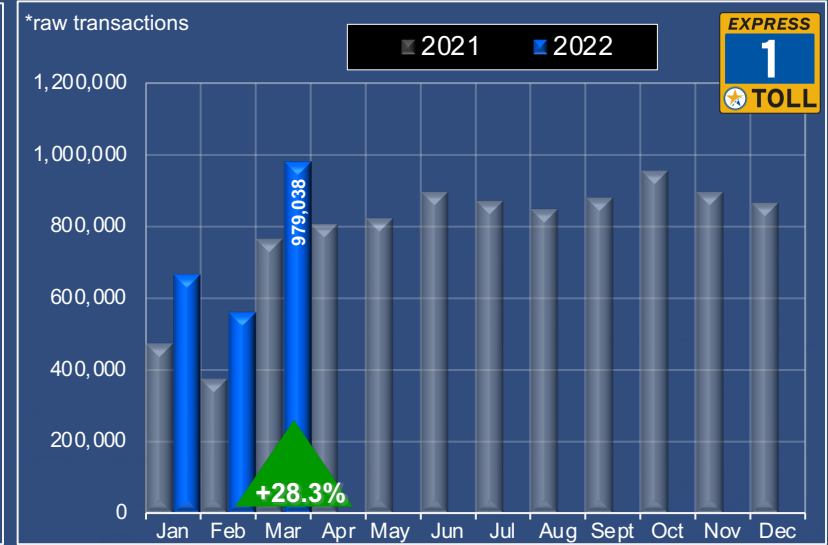
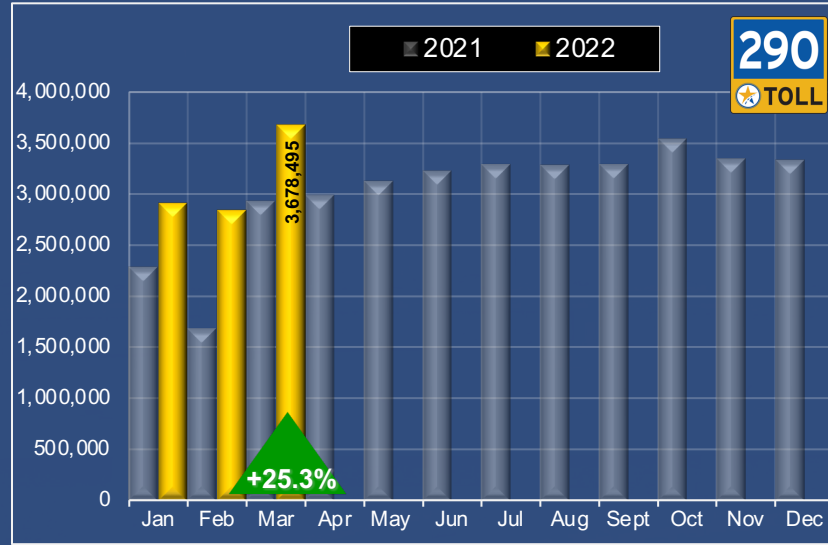
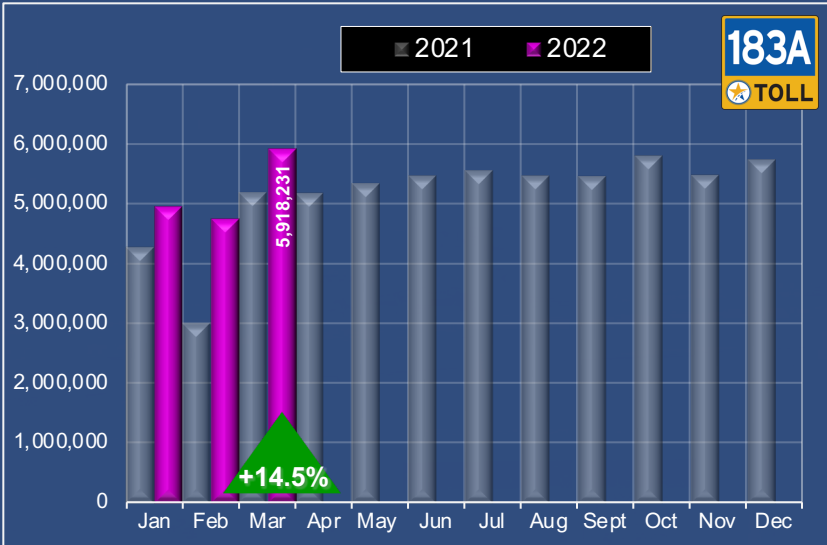
183 South comparison is to March 2021 after full opening.

Monthly Transaction Trend by Roadway

(Percent Change over March 2021)



CENTRAL TEXAS REGIONAL
MOBILITY AUTHORITY



New sections of 183 South opened between October 2020 and March 2021.

Briefings and Reports

Executive Director Report

A. Agency performance metrics

i. Roadway performance

ii. Call Center performance

B. Barton Skyway Ramp Relief Project funding



9 A-B

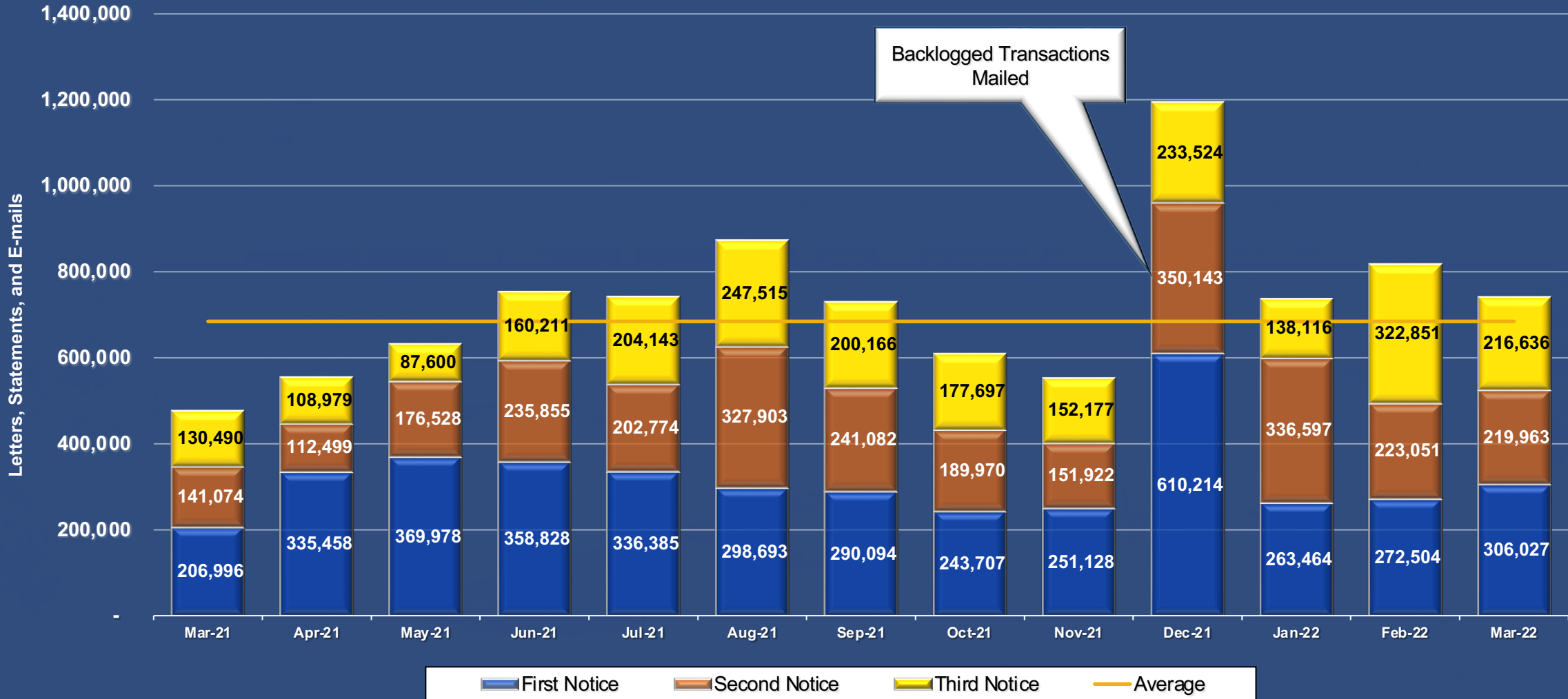
James Bass
Executive Director

CTRMA Invoicing Trends



CENTRAL TEXAS REGIONAL
MOBILITY AUTHORITY

Monthly Invoicing

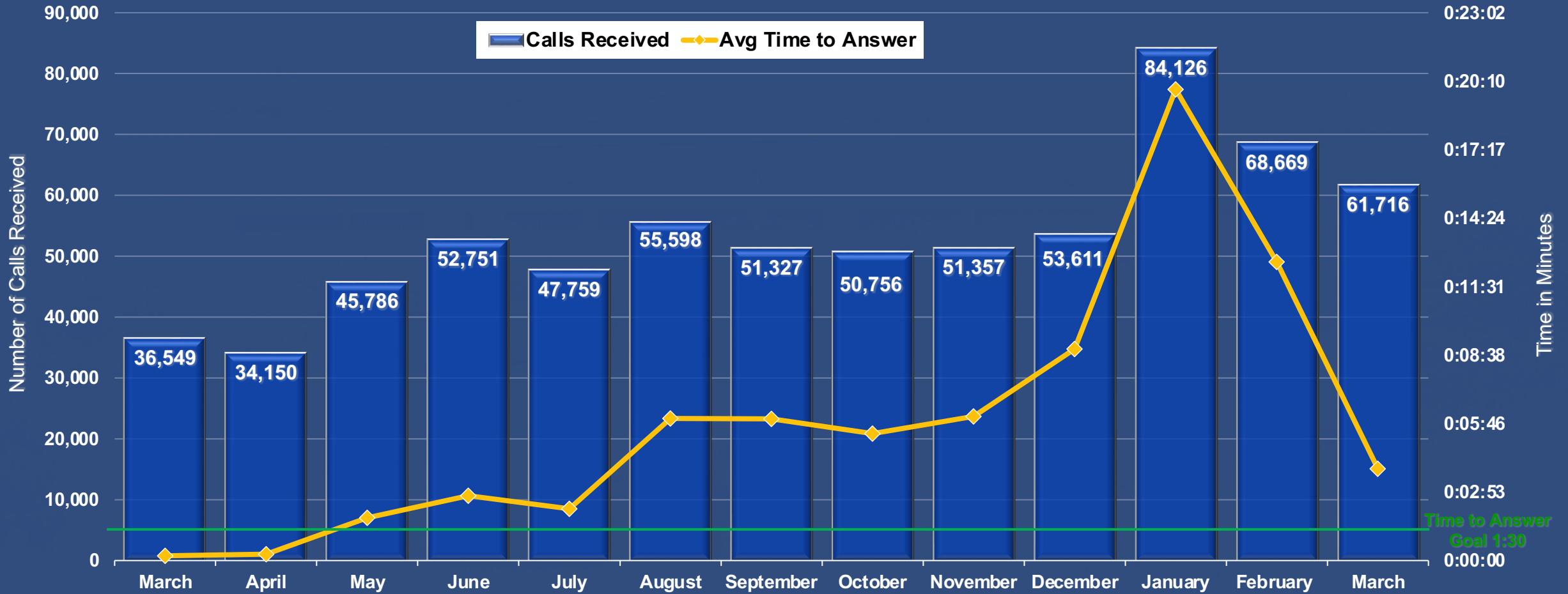


Call Center Performance (Past Year)



CENTRAL TEXAS REGIONAL
MOBILITY AUTHORITY

Calls Received versus Avg Time to Answer (by Month)

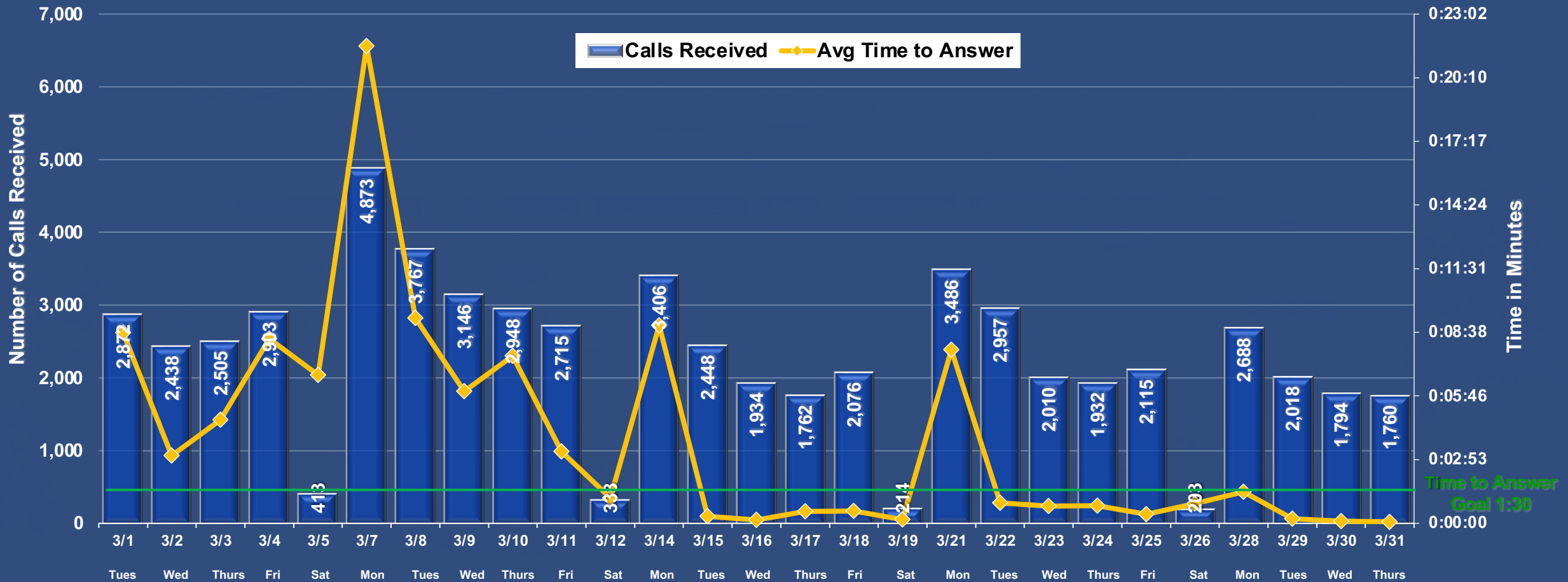


Call Center Performance (March 2022)



CENTRAL TEXAS REGIONAL
MOBILITY AUTHORITY

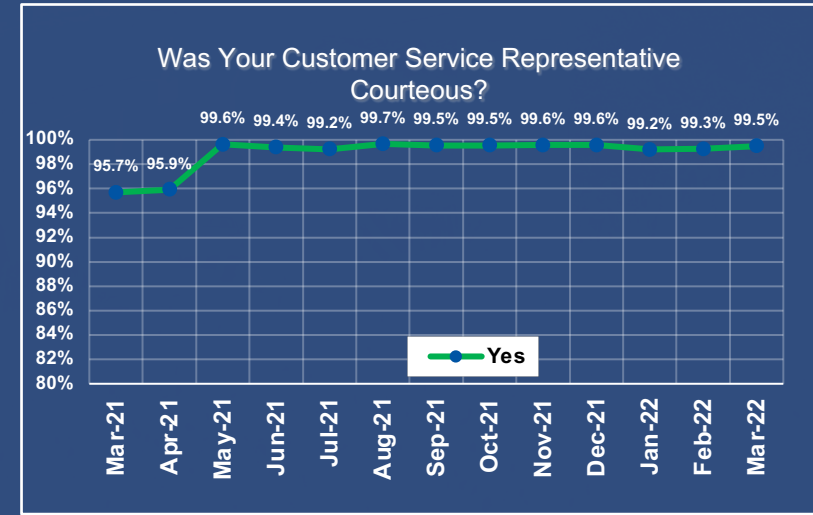
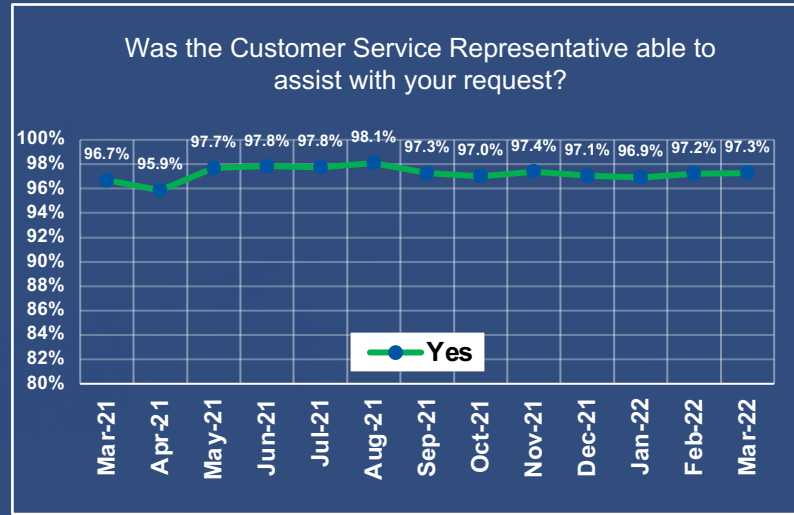
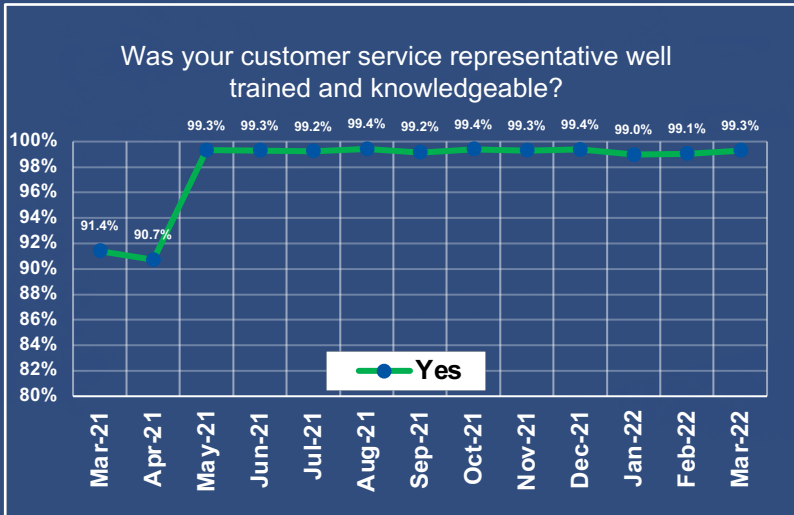
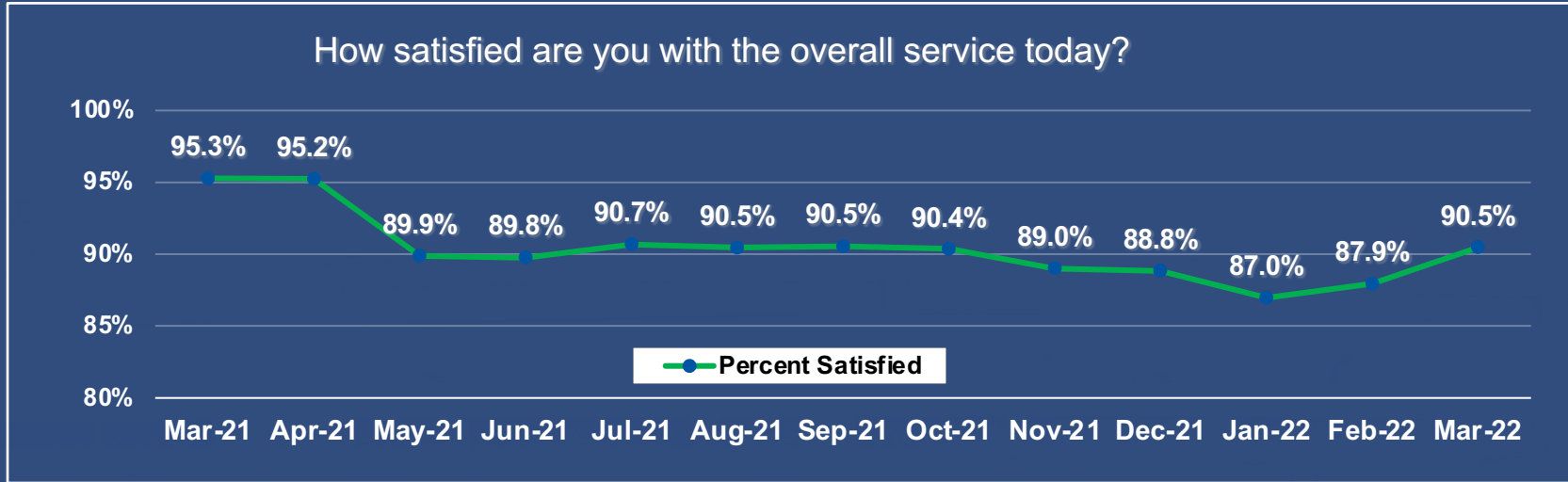
Calls Received versus Avg Time to Answer (by Day)



Call Center Customer Satisfaction



CENTRAL TEXAS REGIONAL
MOBILITY AUTHORITY



Total Number of March 2022 Responses = 7,203

Post call survey of customers. Questions were changed in May 2021 impacting scoring trends.

Briefings and Reports

Executive Director Report

A. Agency performance metrics

i. Roadway performance

ii. Call Center performance

B. Barton Skyway Ramp Relief Project funding



9 A-B

James Bass
Executive Director

Executive Session

10. Discuss legal issues related to claims by or against the Mobility Authority; pending or contemplated litigation and any related settlement offers; or other matters as authorized by §551.071 (Consultation with Attorney).
11. Discuss legal issues relating to procurement and financing of Mobility Authority transportation projects, as authorized by §551.071 (Consultation with Attorney).
12. Discuss personnel matters as authorized by §551.074 (Personnel Matters).



10-12

Adjourn Meeting

13

Bobby Jenkins
Chairman