

Regular Meeting of the Board of Directors



CENTRAL TEXAS REGIONAL
MOBILITY AUTHORITY

February 23, 2022

Welcome and opportunity for public comment



1

Bobby Jenkins
Chairman

Recognition of John Langmore's service to the Central Texas Regional Mobility Authority

2

Bobby Jenkins
Chairman

Welcome newly appointed Board Member and administer the oath of office



3

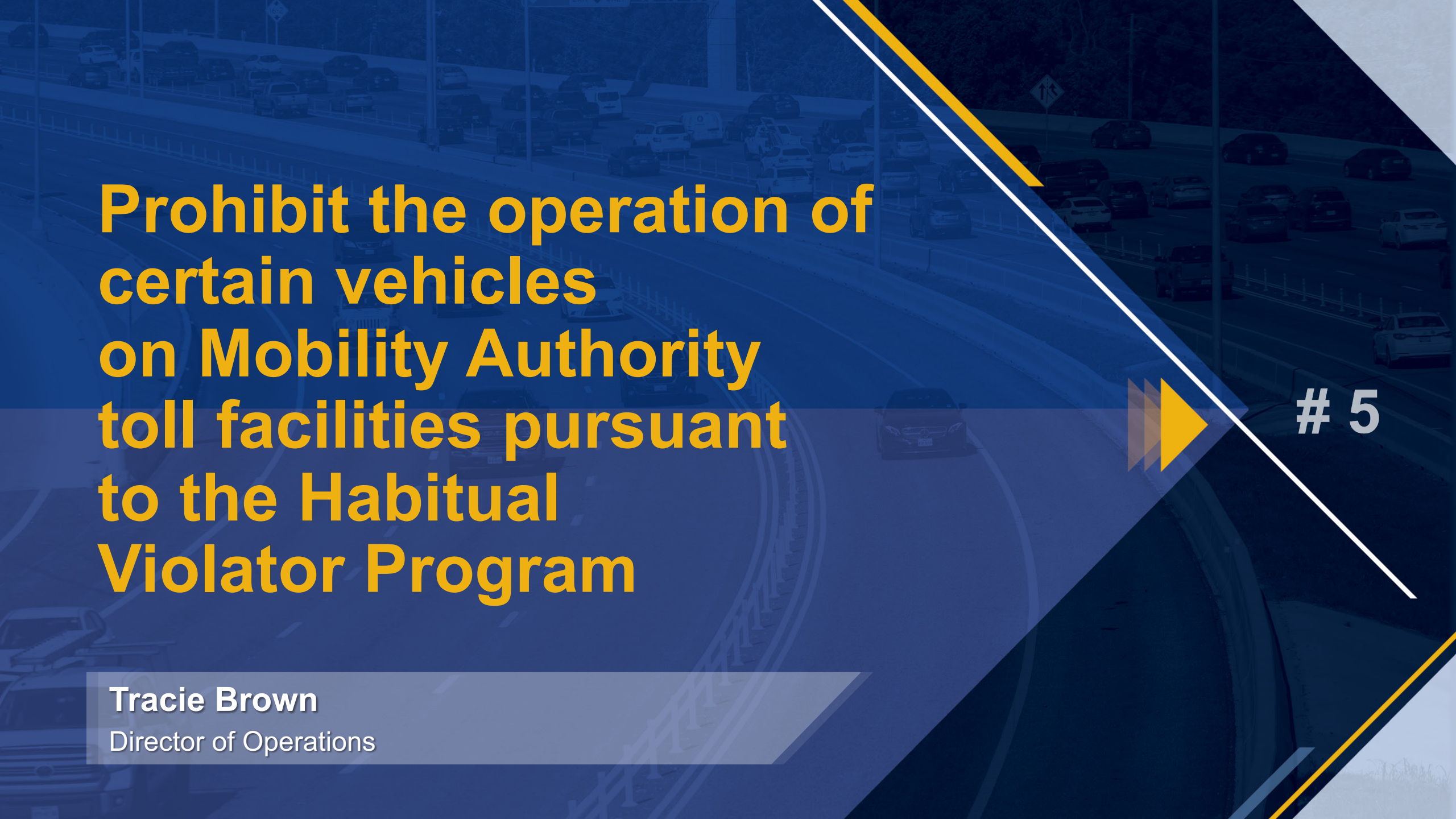
Bobby Jenkins
Chairman

CONSENT AGENDA

4. Approve the minutes from the January 26, 2022 Regular Board Meeting
5. Prohibit the operation of certain vehicles on Mobility Authority toll facilities pursuant to the Habitual Violator Program

4-5

Bobby Jenkins
Chairman



Prohibit the operation of certain vehicles on Mobility Authority toll facilities pursuant to the Habitual Violator Program

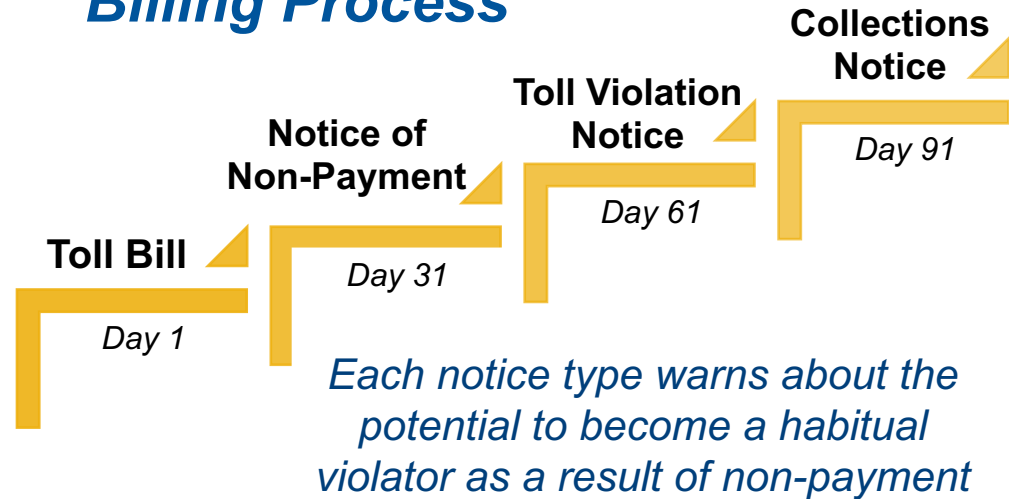
5

Tracie Brown
Director of Operations

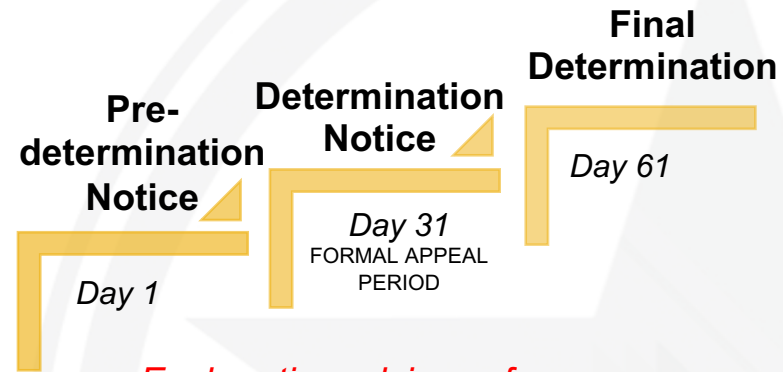


Escalating Communications

Pay By Mail Billing Process



Habitual Violator Process



Each notice advises of outstanding balance, penalties for continued non-payment and resolution information

OUTCOMES

1. Vehicle Registration Renewal Block
2. Notice of Vehicle Prohibition
3. On-road Enforcement





» Approve a *Vehicle Prohibition Order* for the identified habitual violator customers

» Number of prohibited vehicles: 513

» Total number of unpaid tolls: 249,616

- Average number of outstanding tolls per vehicle: 87
- Average unpaid balance: \$1,478.72

» Next Steps

» Customers will receive *Prohibition Order* by mail

» Customers found to be in violation of prohibition are subject to warning, citation with up to \$500 fine and / or vehicle impoundment

Regular Items

6-9

Bobby Jenkins
Chairman

Accept the financial statements for January 2022



6

Jose A. Hernandez
Chief Financial Officer



Monthly Cash Flow Analysis

	Jul 2021	Aug 2021	Sep 2021	OCT 2021	NOV 2021	DEC 2021	JAN 2022
Revenues							
Budgeted Gross Revenues ⁽¹⁾	12,547,917	12,547,917	12,547,917	12,547,917	12,547,917	12,547,917	12,547,917
Actual Operating Revenues	14,566,563	14,020,434	12,115,001	15,122,451	15,930,034	14,015,132	14,426,989
Interest Income + Misc Income	47,131	48,450	37,793	248,570	240,132	199,423	38,175
Total	14,613,694	14,068,884	12,152,794	15,371,021	16,170,166	14,214,555	14,465,165
O&M Expenses							
Budgeted cash Monthly O&M ⁽¹⁾	4,217,870	4,217,870	4,217,870	4,217,870	4,217,870	4,217,870	4,217,870
Actual cash O&M Expenses	3,861,567	2,970,202	3,471,303	3,816,359	2,228,503	2,558,017	2,937,344
Net Revenues Available for DS	10,752,127	11,098,682	8,681,491	11,554,661	13,941,663	11,656,538	11,527,820
Debt Service Transfers ⁽²⁾							
Interest	4,765,021	4,765,021	4,765,021	4,611,621	4,834,570	4,834,570	6,332,904
Principal	1,317,071	1,317,071	1,317,071	2,553,531	4,860,320	4,860,320	2,318,333
Total Required Debt Service Transfer	6,082,092	6,082,092	6,082,092	7,165,152	9,694,890	9,694,890	8,651,238
Revenues available after DS	4,670,035	5,016,590	2,599,399	4,389,509	4,246,773	1,961,648	2,876,582
Payment of RIF			5,000,000				
Deposit to TIFIA DSRFs	286,081	286,081	286,081	286,081	286,081	286,081	547,787
Excess Revenues	4,383,954	4,730,509	(2,686,682)	4,103,428	3,960,692	1,675,567	2,328,795
Unrestricted Fund Balance	146,430,698	146,386,613	154,861,053	153,136,676	155,077,486	155,671,637	155,491,844
General Fund	(998,969)	6,370,806	1,727,883	1,641,664	(1,675,982)	199,199	1,459,428
Grant Fund	159	163	147	282	161	172	175
MoPAC General Fund	298,211	190,166	(4,664,537)	157,932	308,356	(2,024,918)	(563,204)
MoPAC Operating Fund	56,306	87,987	72,816	17,585	183,249	(73,764)	(264,812)
71E Revenue Fund	715,594	817,885	772,730	561,300	895,398	969,112	825,210
CTRMA Operating Fund	(115,383)	1,007,432	366,583	(437,952)	882,969	750,406	450,780
Balance at End of Month	146,386,613	154,861,053	153,136,676	155,077,486	155,671,637	155,491,844	157,399,420
Board Policy Reserves							<u>116,955,875</u>
							40,443,545

1 Based upon FY 22 budget

2 Debt service transfers are 1/6th (Interest) and 1/12th (Principal) of the aggregate net debt service requirements

Discuss and consider approving Supplement No. 4 to Work Authorization No. 13 with Kapsch TrafficCom USA Inc. for fiber optic infrastructure related to the 183 South Project

7

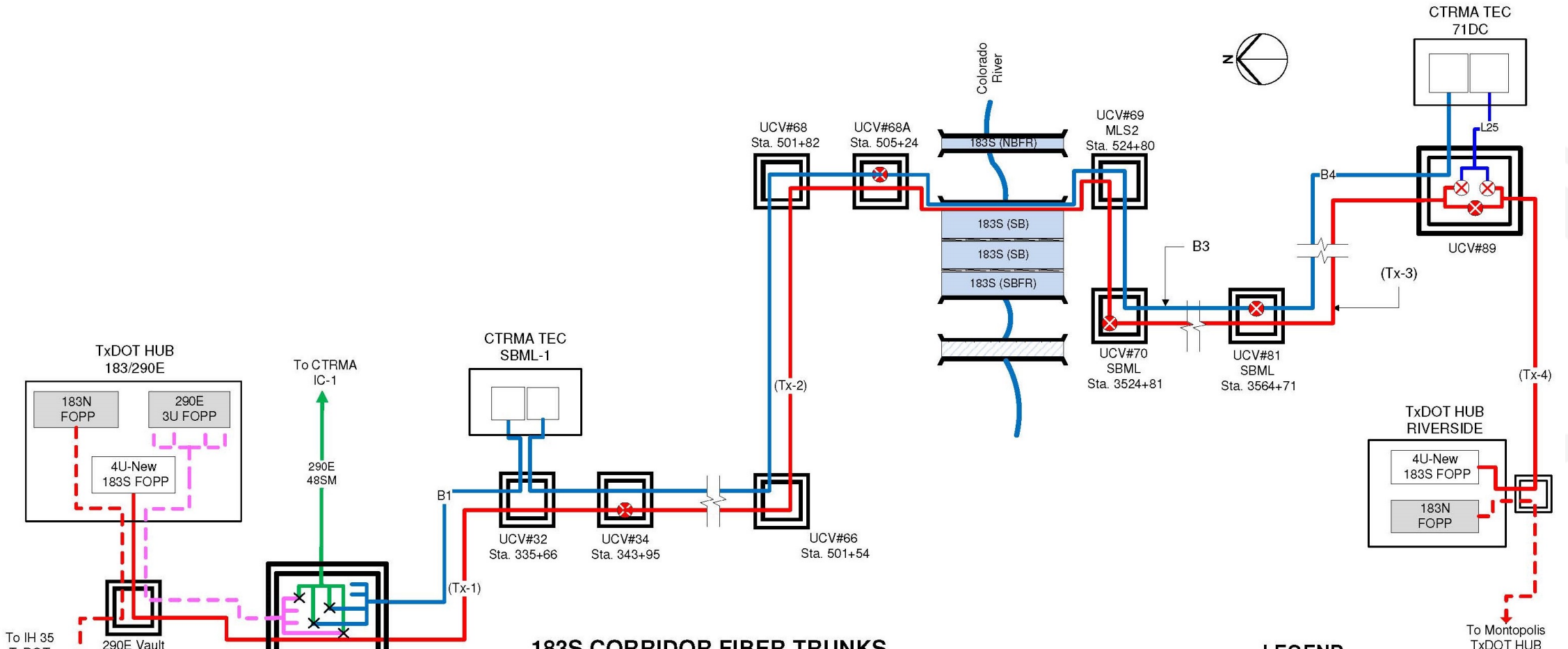
Greg Mack
Assistant Director of IT and Toll Systems



- » **Original Installation:** 48 Single Mode Fiber from SH 71 to US 290E along the US 183
- » **Additional Installation:** 144 Single Mode Fiber from TxDOT Riverside Hub to new Fiber Optic Patch Panels at US 183/ US 290E Interchange
- » **Benefits:**
 - » Toll System / Intelligent Traffic Systems (ITS) Redundancy
 - » Enhanced Future ITS Expansion Capabilities
 - » Enhanced Regional Connectivity
- » **Cost:** \$117,436; Funded by Project Contingency









183S Project Fiber Trunk Map



183S CORRIDOR FIBER TRUNKS

TxDOT 144 SM FOC TRUNK
 CTRMA 48SM FOC TRUNK

LEGEND

-  Underground Cable Vault (UCV) – Austin District Standard
-  290E CTRMA Trunk (48 SM) (M1 / M2 / M3)
-  183S CTRMA Trunk (48 SM) (B1 / B2 / B3 / B4)
-  183S TxDOT Trunk (144SM) (Tx-1 / Tx-2 / Tx-3)
-  CTRMA Lateral (24SM) (Splices into 144SM AQ Buffer)
-  CTRMA Lateral (48 SM) (Splices into 290E (M1) & 183S (B1))

To IH 35
 TxDOT
 HUB

To Montopolis
 TxDOT HUB



Recommendation

- » Staff recommends the Board approve this Supplement No. 4 to Work Authorization No. 13 with Kapsch TrafficCom.

Discuss and consider approving contracts with Survey and Mapping, LLC and The Rios Group, Inc. for subsurface utility engineering and utility locating services



8

Mike Sexton
Acting Director of Engineering



» Procurement Timeline:

» RFQ Issued October 20, 2021

- 25 engineering firms downloaded the document set from CIVCAST

» Responses Due November 15, 2021

- Seven SOQs received; all passed compliance check

» Evaluation Committee met December 8, 2021

- The two highest-scoring firms were selected for contract negotiation

» Why Two Firms?

- Avoid potential conflicts of interest
- Flexibility in resource allocation



» Scope:

- » Underground and overhead utility survey identification and location. The Engineer will locate utilities and produce documentation of utility depth along with horizontal and vertical locations.
- » Underground utility locating and marking. The Engineer will locate and physically mark locations of existing underground utilities.



» Funding: Annual Operating Budget & Projects

» Negotiated Contract Fee

- » Two contracts with total NTE \$600,000.00
 - Surveying And Mapping, LLC: NTE \$300,000.00
 - The Rios Group, Inc: NTE \$300,000.00
- » Work Authorizations will be issued for each assignment

» Contract Term

- » March 2022 – June 30, 2025



- » Staff recommends the Board approve the contracts with the following firms for subsurface utility engineering and on-call Mobility Authority-owned utility locating services:
 - » Surveying And Mapping, LLC
 - » The Rios Group, Inc.
- » Staff further recommends Board approval for the Executive Director to negotiate and execute work authorizations for these services.

Discuss and consider approving a contract with Good Works Strategic Advisors for strategic planning services

9

James Bass
Executive Director

Briefings and Reports

Executive Director Board Report

A. Agency performance metrics

- (i) Roadway performance
- (ii) Call center performance

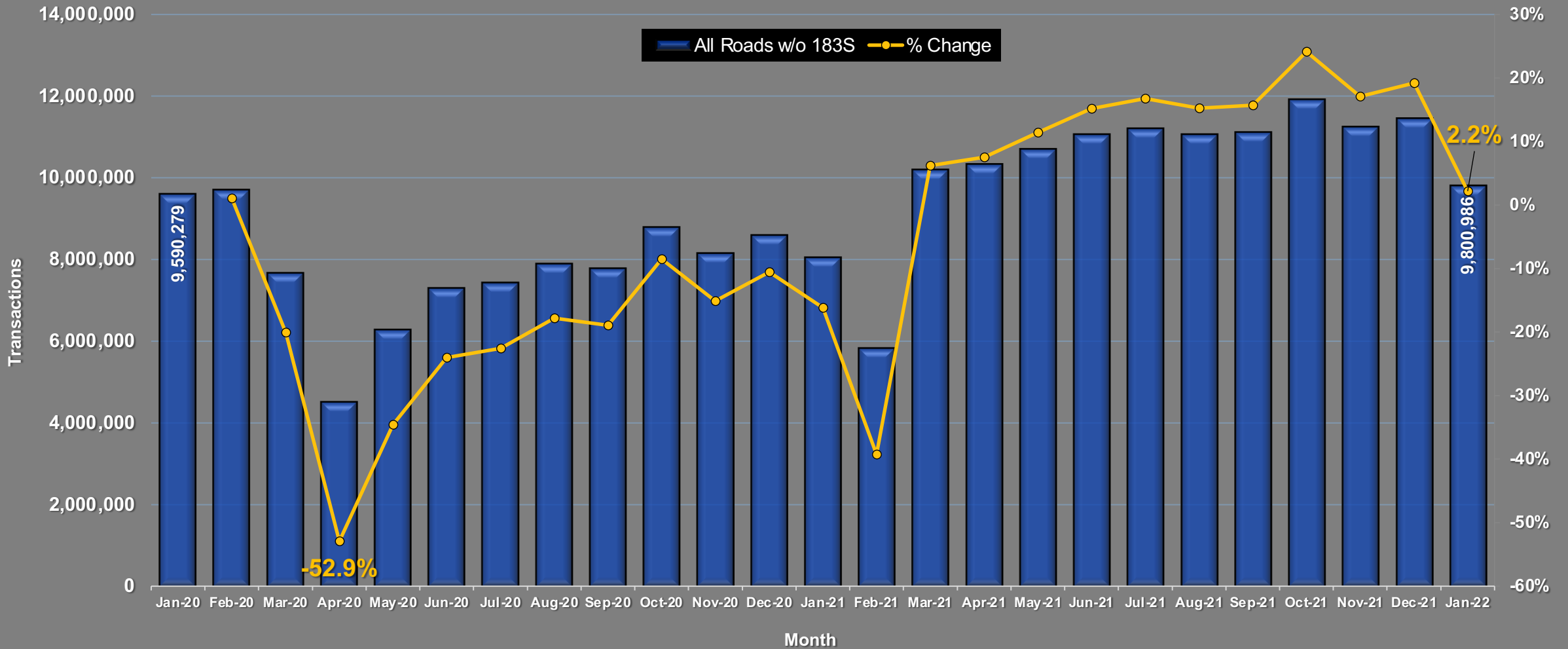
10 A

James Bass
Executive Director



Monthly Transaction Trend (All roads w/o 183 South)

Percent Change Compared to January 2020

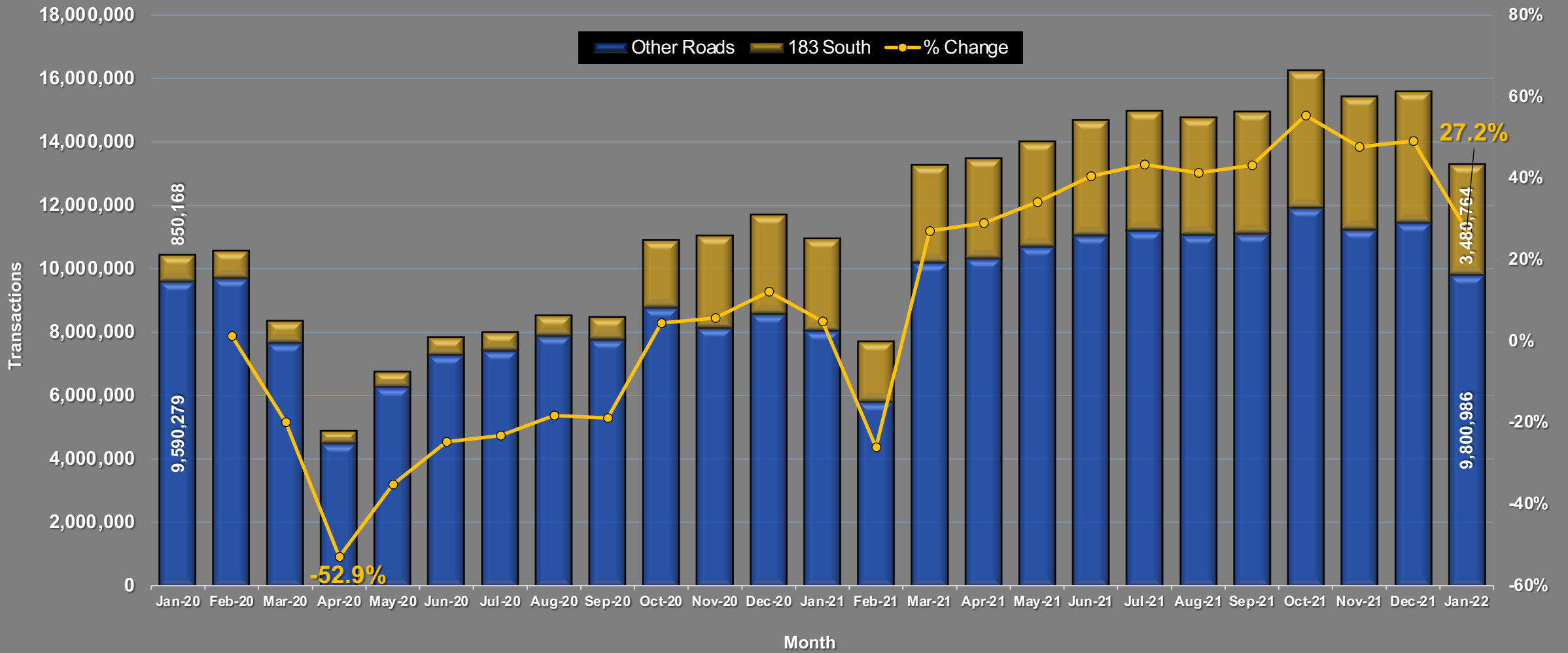


Includes MoPac transactions (not trips).



Monthly Transaction Trend (All Roads)

Percent Change Compared to January 2020

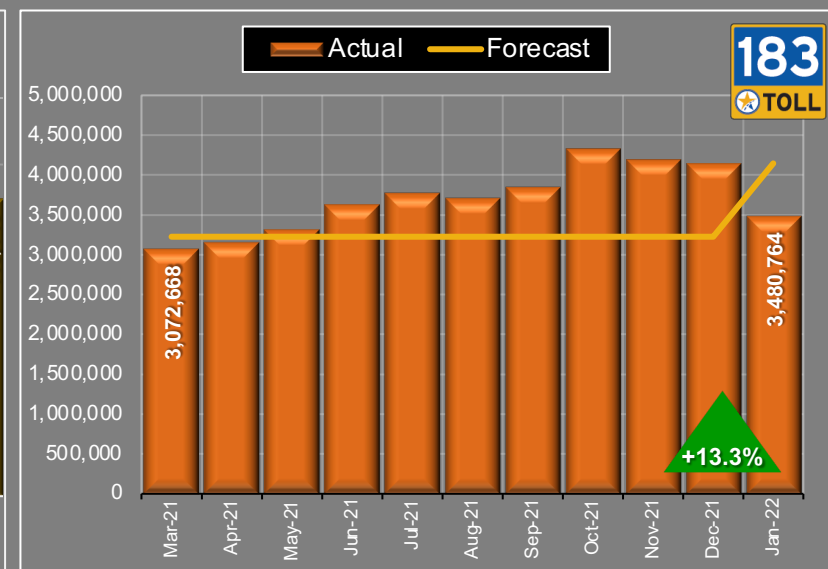
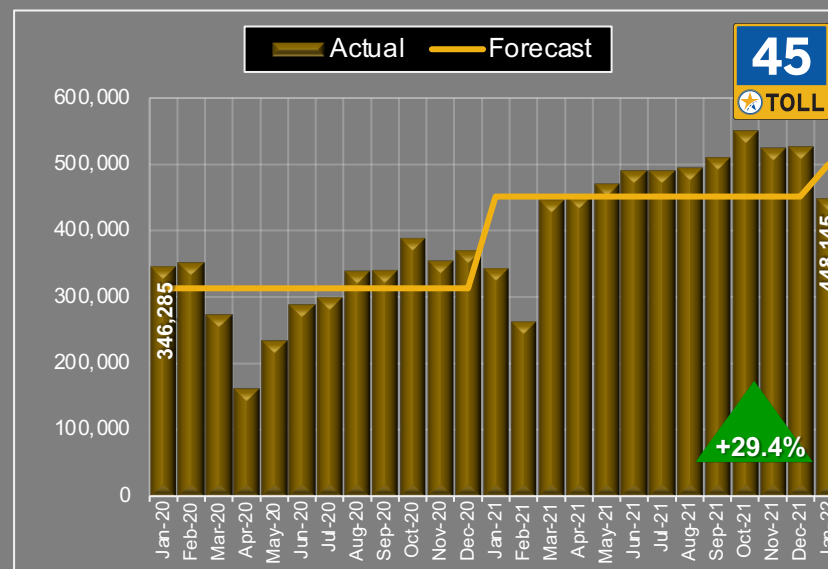
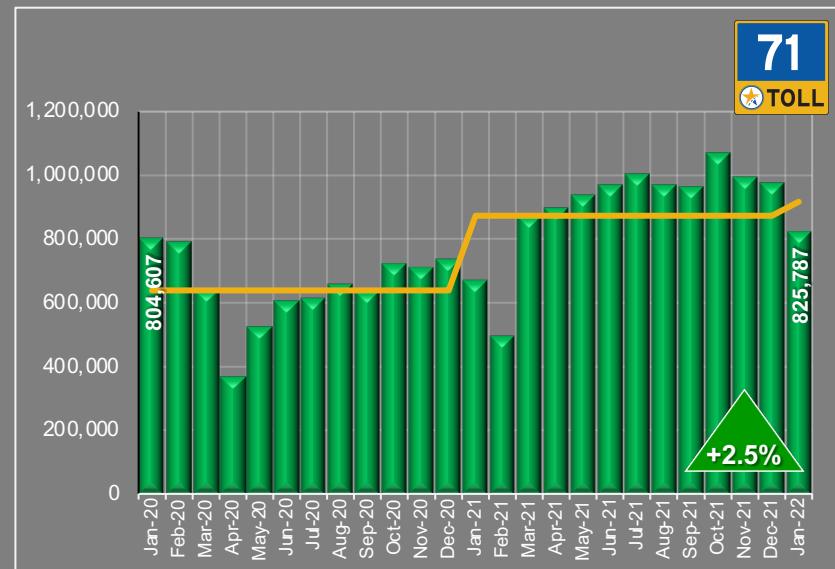
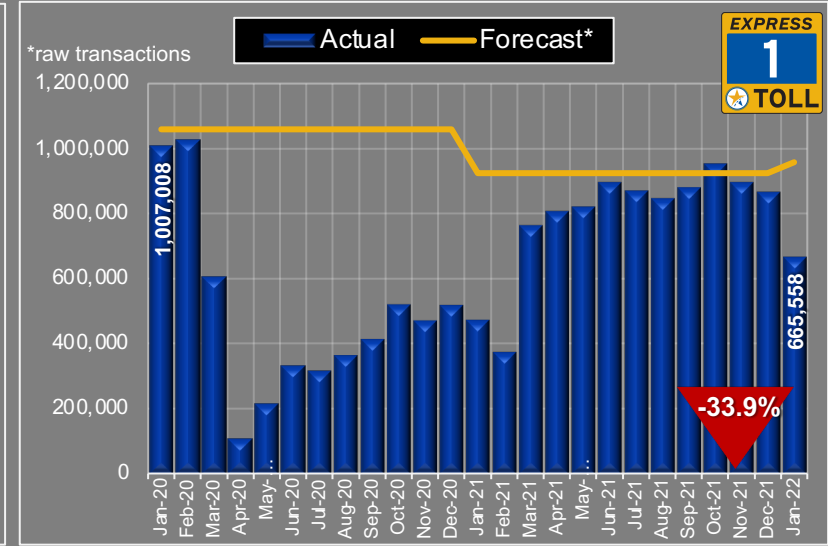
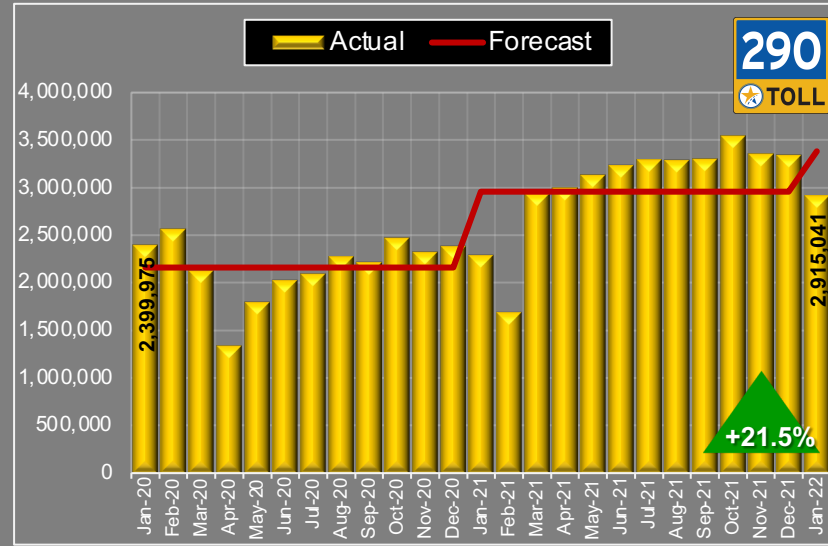
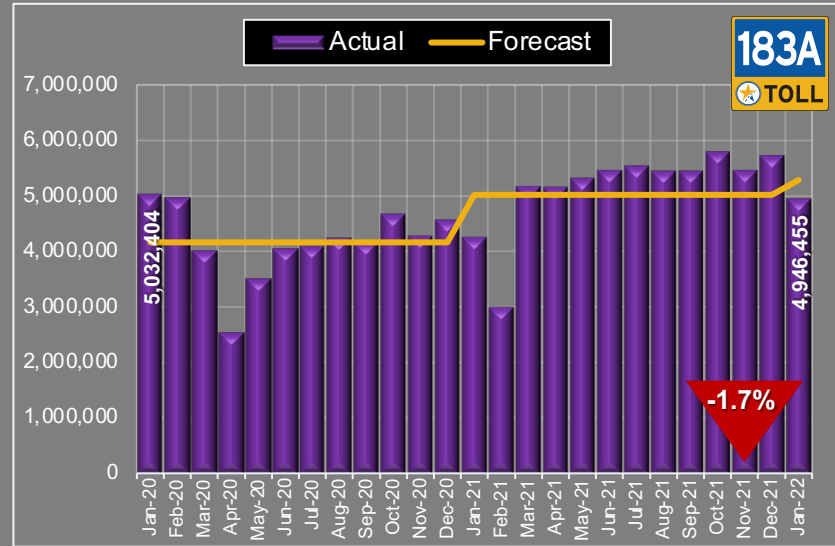


Includes MoPac transactions (not trips).



Monthly Transaction Trend by Roadway

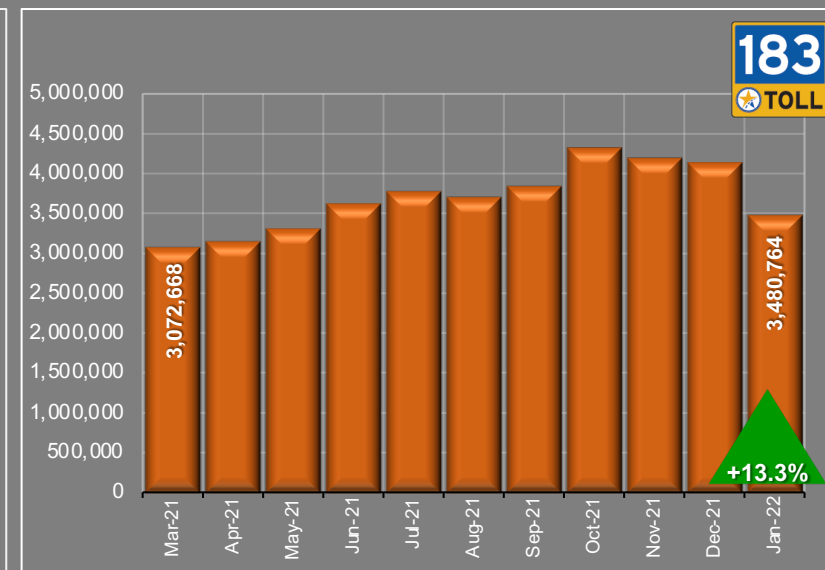
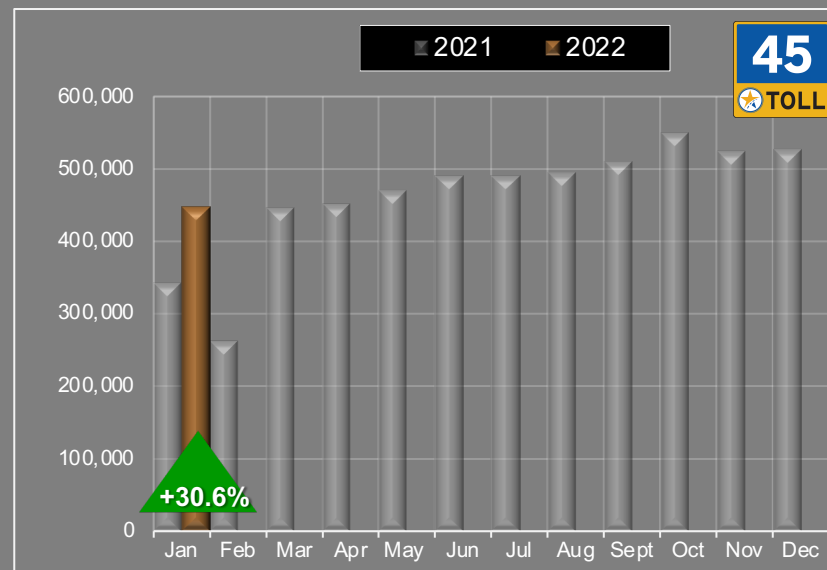
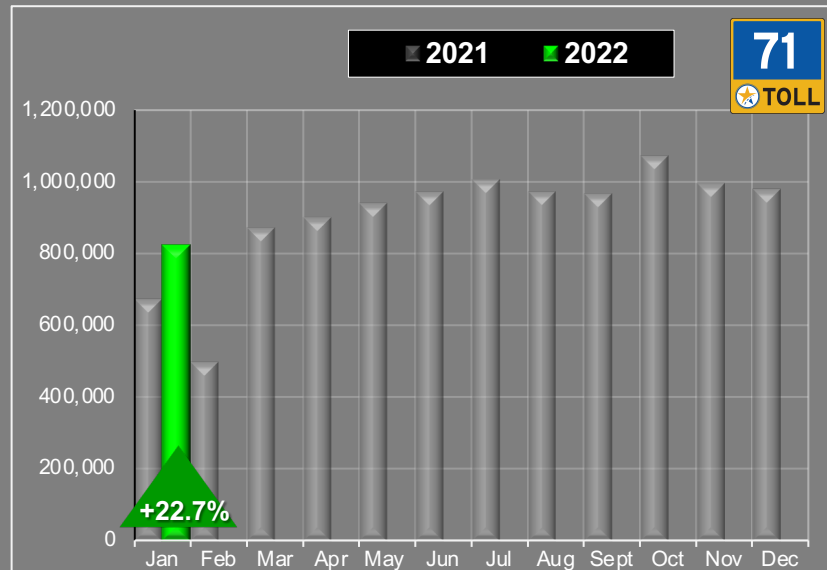
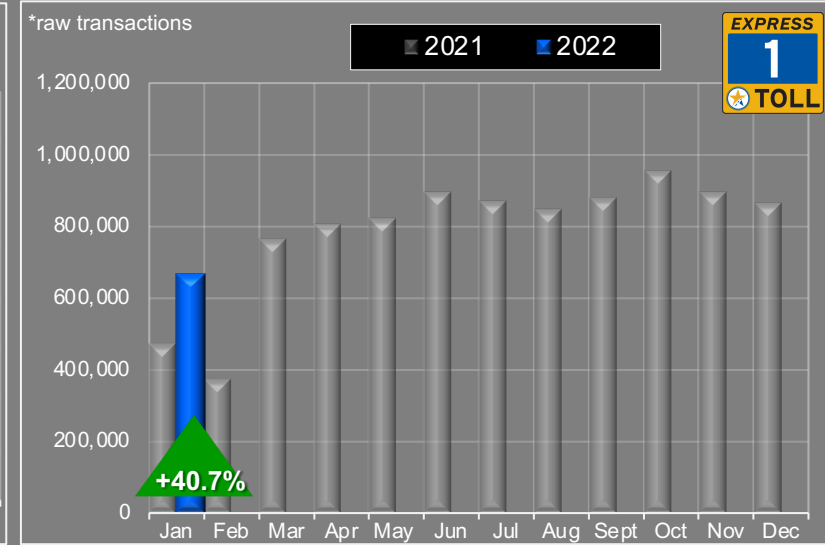
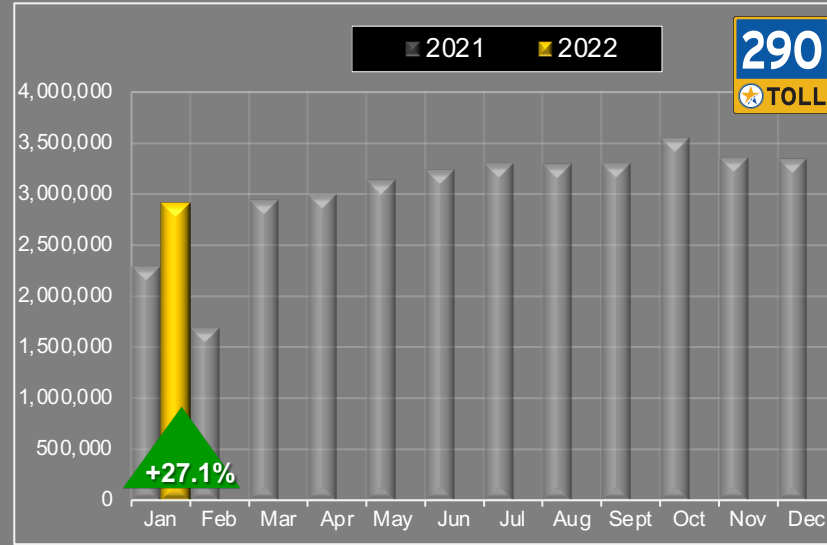
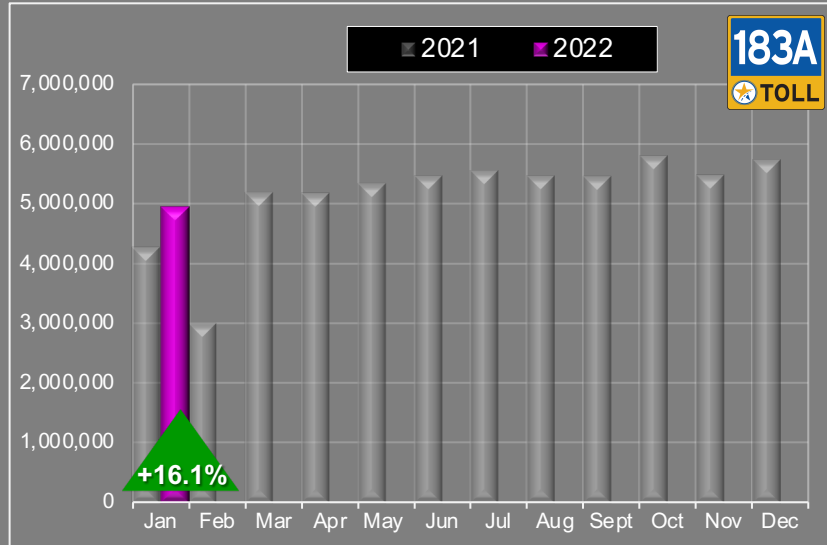
(Percent Change compared to January 2021)





Monthly Transaction Trend by Roadway

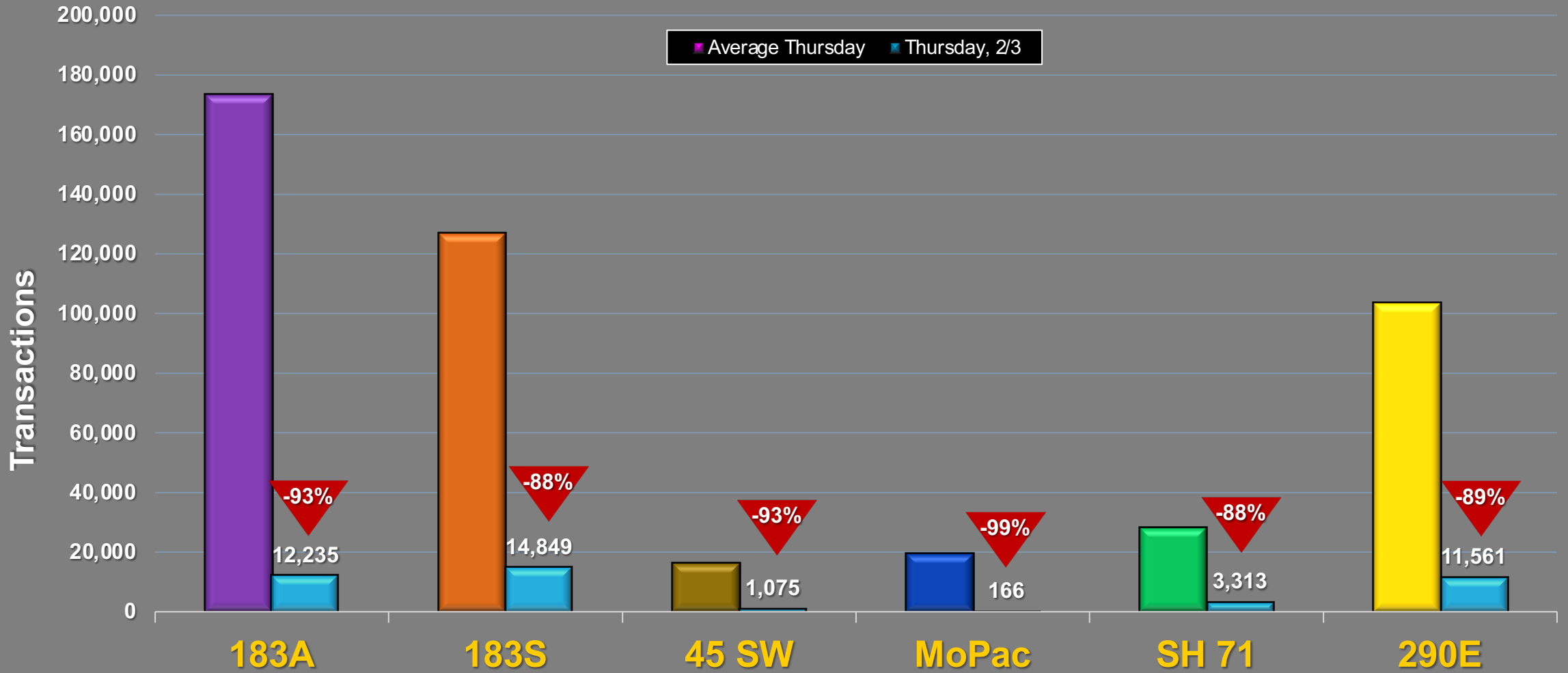
(Percent Change over January 2021)





Ice Storm Impacts, February 3, 2022

Daily Transaction Comparison : Actual to Average



Briefings and Reports

Executive Director Board Report

A. Agency performance metrics

- (i) Roadway performance
- (ii) Call center performance



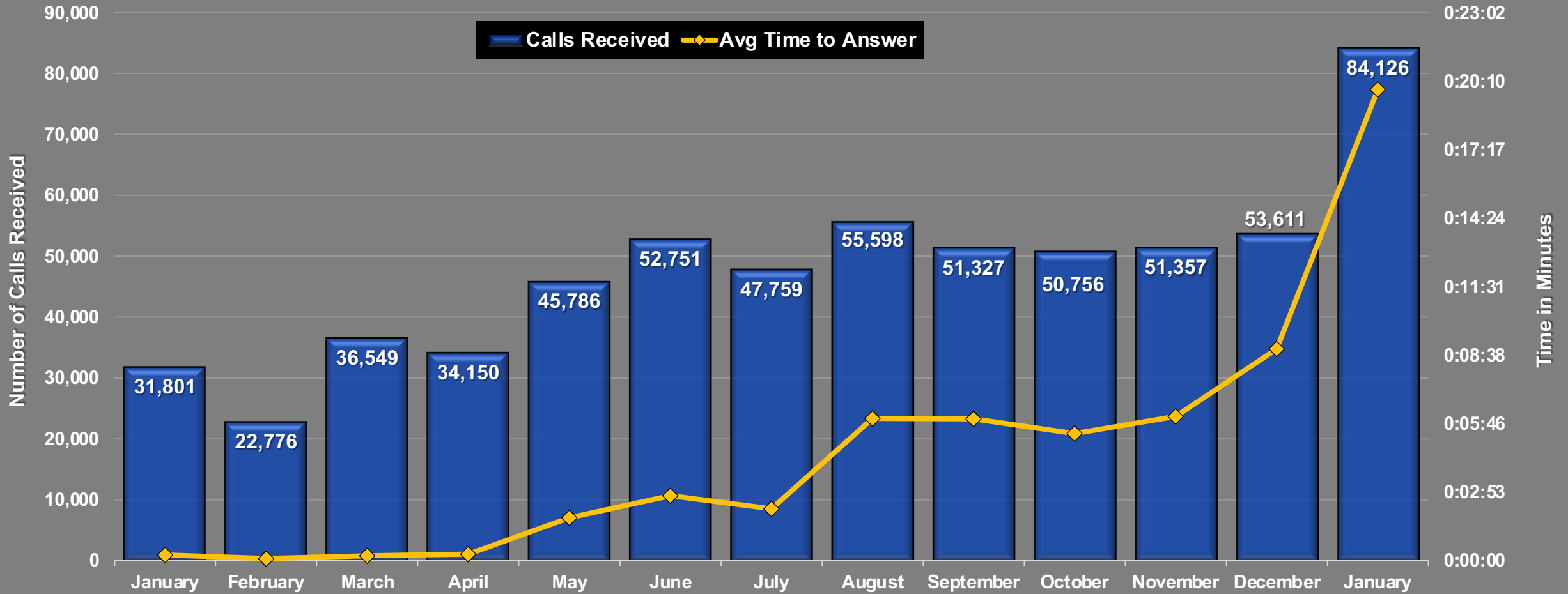
10 A

James Bass
Executive Director



Call Center Performance (Past Year)

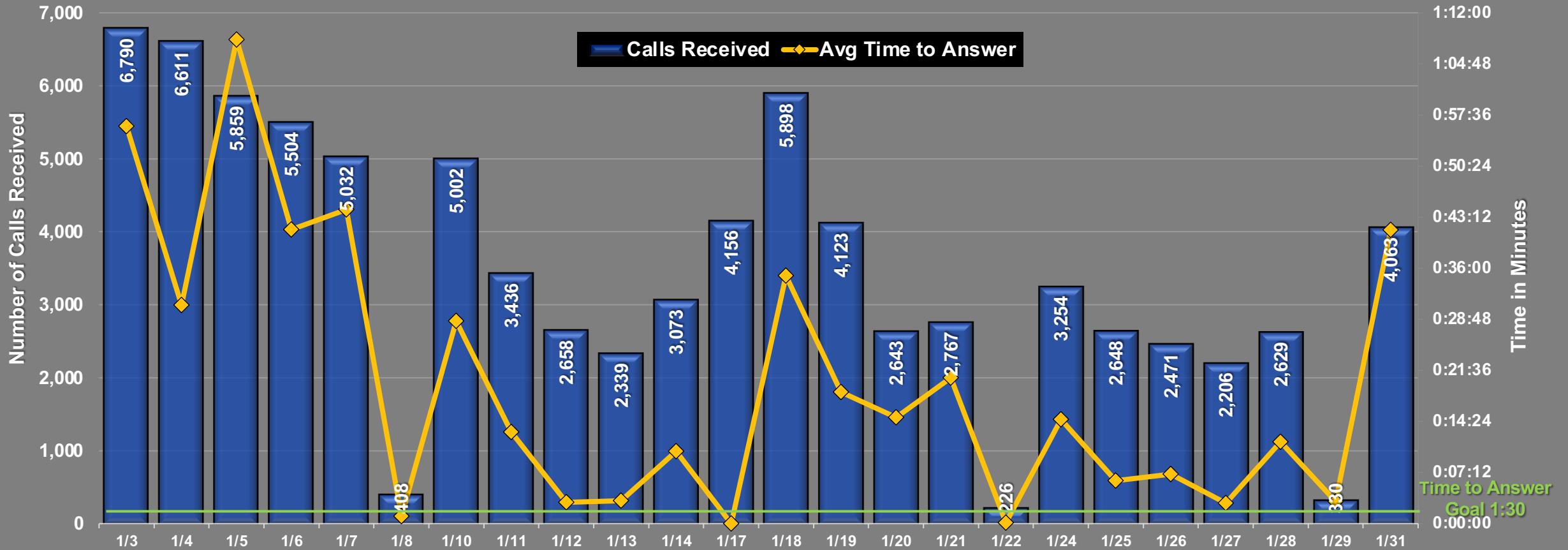
Calls Received versus Avg Time to Answer (by Month)





Call Center Performance (January 2022)

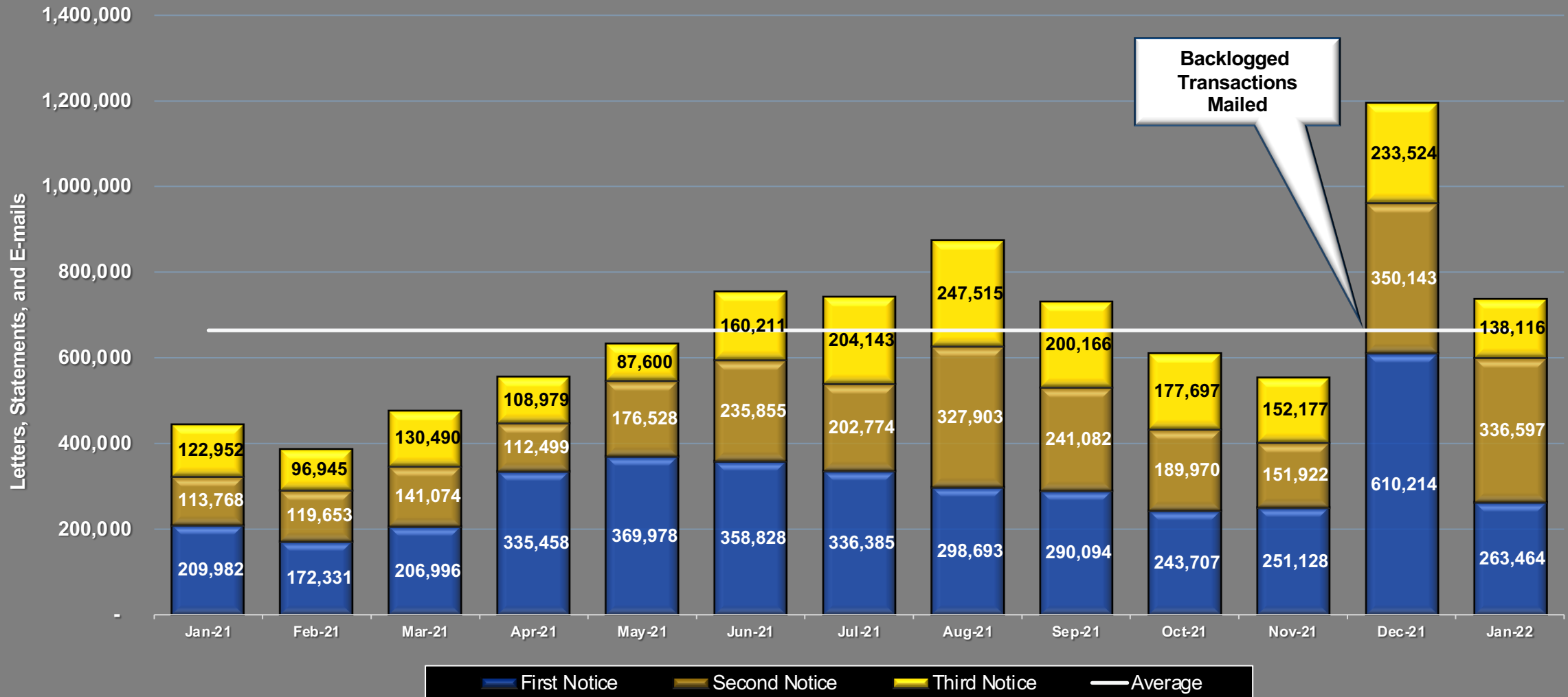
Calls Received versus Avg Time to Answer (by Day)





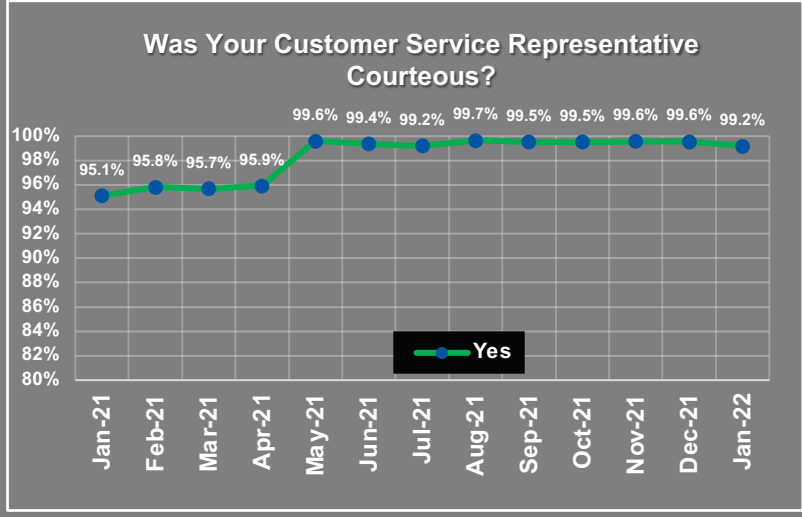
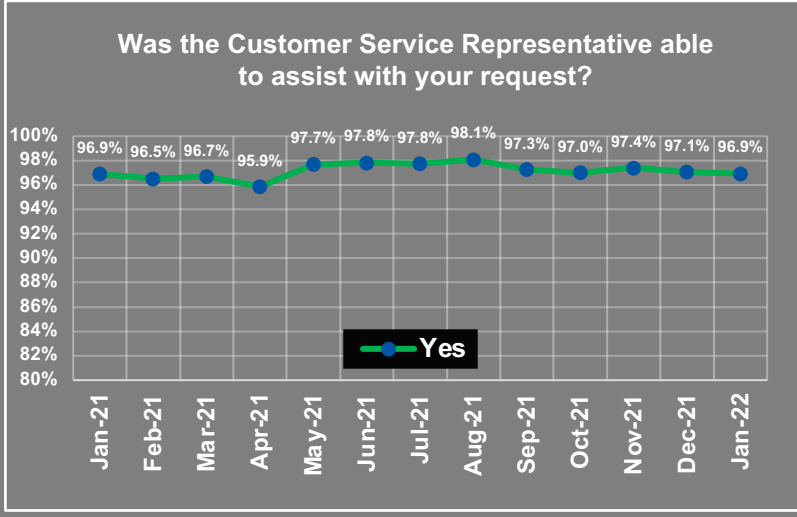
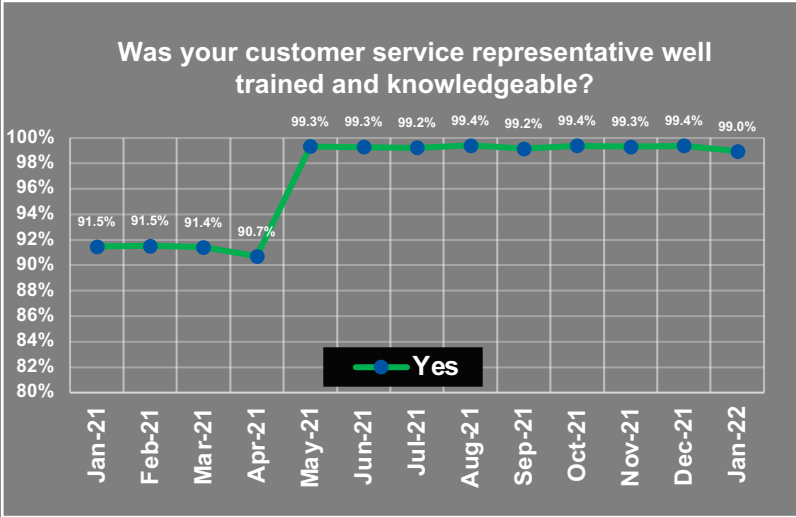
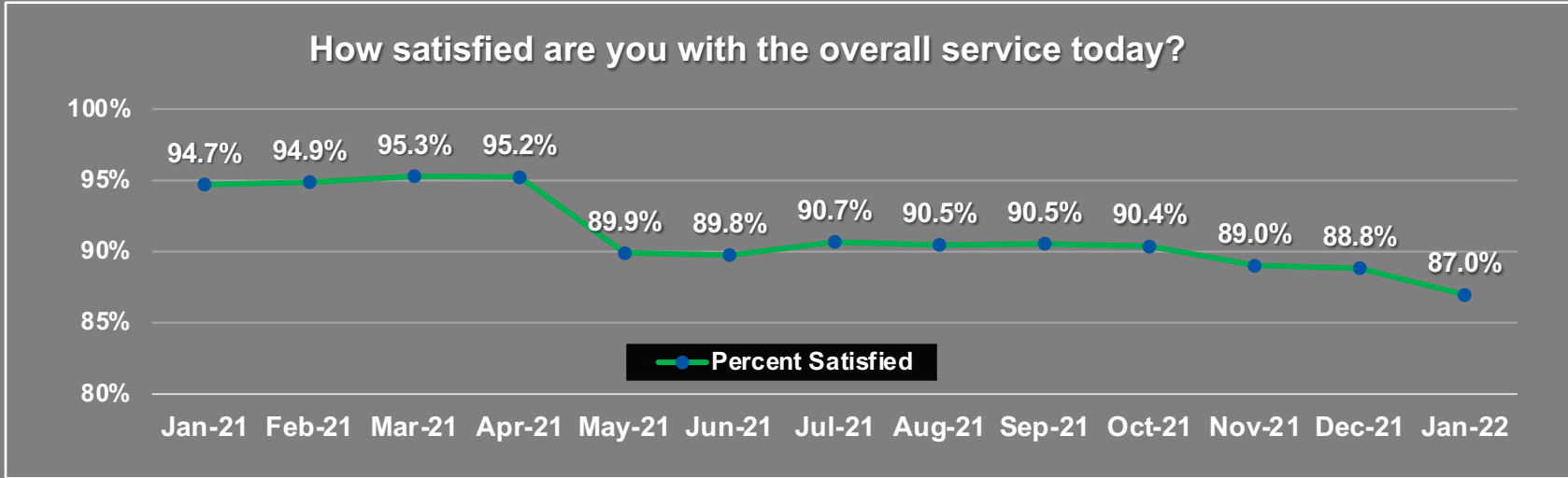
CTRMA Invoicing Trends

Monthly Invoicing





Call Center Customer Satisfaction



Post call survey of customers. Questions were changed in May 2021 impacting scoring trends.

Executive Session

11. Discuss the sale, transfer or exchange of one or more parcels or interests in real property owned by the Mobility Authority and related legal issues as authorized by §551.071 (Consultation with Attorney) and §551.072 (Deliberation Regarding Real Property; Closed Meeting).
12. Discuss legal issues related to claims by or against the Mobility Authority; pending or contemplated litigation and any related settlement offers; or other matters as authorized by §551.071 (Consultation with Attorney).
13. Discuss legal issues relating to procurement and financing of Mobility Authority transportation projects, as authorized by §551.071 (Consultation with Attorney).
14. Discuss personnel matters as authorized by §551.074 (Personnel Matters).



11-14

Discuss and consider approving a settlement with Kapsch TrafficCom, USA for liquidated damages related to toll system maintenance key performance indicators

15

Tracie Brown
Director of Operations

Adjourn Meeting

16

Bobby Jenkins
Chairman