



CENTRAL TEXAS REGIONAL
MOBILITY AUTHORITY

Regular Meeting of the Board of Directors

9:00 a.m.

Wednesday, May 29, 2024

Lowell H. Lebermann, Jr., Board Room
3300 N. IH-35, Suite 300
Austin, Texas 78705

*A live video stream of this meeting may be viewed on the internet at
www.mobilityauthority.com*

Persons with disabilities. If you plan to attend this meeting and may need auxiliary aids or services, such as an interpreter for those who are deaf or hearing impaired, or if you are a reader of large print or Braille, please contact Laura Bohl at (512) 996-9778 at least two days before the meeting so that appropriate arrangements can be made.

Español. Si desea recibir asistencia gratuita para traducir esta información, llame al (512) 996-9778.

AGENDA

No action on the following:

1. Welcome and opportunity for public comment – See **Notes** at the end of this agenda.

Consent Agenda

*See **Notes** at the end of this agenda.*

2. Approve the minutes from the April 24, 2024 Regular Board Meeting.
3. Prohibit the operation of certain vehicles on Mobility Authority toll facilities pursuant to the Habitual Violator Program.

4. Approve financial institutions and qualified brokers authorized to provide investment services and engage in investment transactions with the Mobility Authority and reaffirm the CTRMA investment policy.

Regular Items

Items to discuss, consider, and take appropriate action.

5. Accept the financial statements for April 2024.
6. Discuss and consider approving the Executive Director's recommendation for award of a contract for general engineering consulting services.

Briefings and Reports

Items for briefing and discussion only. No action will be taken by the Board.

7. 183A Phase III Project Update.
8. 183 North Project Update.
9. Draft FY 2025 Budget.
10. Draft Capital Plan.
11. Executive Director Report.
 - A. Recent agency staff activities.
 - B. Board Member requested updates.
 - i. Hays County SH45 Gap Project
 - ii. Meeting on possible improvements to Bee Caves and MoPac intersection
 - C. Agency performance metrics.
 - i. Roadway Performance
 - ii. Call-Center Performance

Executive Session

Under Chapter 551 of the Texas Government Code, the Board may recess into a closed meeting (an executive session) to deliberate any item on this agenda if the Chairman announces the item will be deliberated in executive session and identifies the section or sections of Chapter 551 that authorize meeting in executive session. A final action, decision, or vote on a matter deliberated in executive session will be made only after the Board reconvenes in an open meeting.

The Board may deliberate the following items in executive session if announced by the Chairman:

12. Discuss acquisition of one or more parcels or interests in real property needed for a Mobility Authority headquarters, including facilities for traffic and incident management and other agency functions, pursuant to §551.071 (Consultation with Attorney) and §551.072 (Deliberation Regarding Real Property; Closed Meeting).
13. Discuss legal issues related to claims by or against the Mobility Authority; pending or contemplated litigation and any related settlement offers; or other matters as authorized by §551.071 (Consultation with Attorney).
14. Discuss legal issues relating to procurement and financing of Mobility Authority transportation projects and toll system improvements, as authorized by §551.071 (Consultation with Attorney).
15. Discuss personnel matters as authorized by §551.074 (Personnel Matters).

Reconvene in Open Session.

Regular Items

Items to discuss, consider, and take appropriate action.

16. Adjourn meeting.

Notes

Opportunity for Public Comment. At the beginning of the meeting, the Board provides a period of up to one hour for public comment on any matter subject to the Mobility Authority's jurisdiction. Each speaker is allowed a maximum of three minutes. A person who wishes to address the Board must register in advance and provide the speaker's name, address, phone number and email, as well as the agenda item number and whether you wish to speak during the public comment period or during the agenda item. If a speaker's topic is not listed on this agenda, the Board may not deliberate the speaker's topic or question the speaker during the open comment period but may direct staff to investigate the matter or propose that an item be placed on a subsequent agenda for deliberation and possible action by the Board. The Board may not deliberate or act on an item that is not listed on this agenda.

Consent Agenda. The Consent Agenda includes routine or recurring items for Board action with a single vote. The Chairman or any Board Member may defer action on a Consent Agenda item for discussion and consideration by the Board with the other Regular Items.

Public Comment on Agenda Items. A member of the public may offer comments on a specific agenda item in open session if he or she signs the speaker registration sheet for that item before the Board takes up consideration of the item. The Chairman may limit the amount of time allowed for each speaker. Public comment unrelated to a specific agenda item must be offered during the open comment period.

Meeting Procedures. The order and numbering of agenda items is for ease of reference only. After the meeting is convened, the Chairman may rearrange the order in which agenda items are considered, and the Board may consider items on the agenda in any order or at any time during the meeting.

Mobility Authority Board Meeting Agenda
Wednesday, May 29, 2024

Participation by Telephone Conference Call. One or more members of the Board of Directors may participate in this meeting through a telephone conference call, as authorized by Sec. 370.262, Texas Transportation Code (*see below*). Under that law, each part of the telephone conference call meeting that by law must be open to the public, shall be audible to the public at the meeting location, and will be tape-recorded or documented by written minutes. On conclusion of the meeting, the tape recording or the written minutes of the meeting will be made available to the public.

TEXAS TRANSPORTATION CODE Sec. 370.262. MEETINGS BY TELEPHONE CONFERENCE CALL.

(a) Chapter 551, Government Code, does not prohibit any open or closed meeting of the board, a committee of the board, or the staff, or any combination of the board or staff, from being held by telephone conference call. The board may hold an open or closed meeting by telephone conference call subject to the requirements of Sections 551.125(c)-(f), Government Code, but is not subject to the requirements of Subsection (b) of that section.

(b) A telephone conference call meeting is subject to the notice requirements applicable to other meetings.

(c) Notice of a telephone conference call meeting that by law must be open to the public must specify the location of the meeting. The location must be a conference room of the authority or other facility in a county of the authority that is accessible to the public.

(d) Each part of the telephone conference call meeting that by law must be open to the public shall be audible to the public at the location specified in the notice and shall be tape-recorded or documented by written minutes. On conclusion of the meeting, the tape recording or the written minutes of the meeting shall be made available to the public.

TEXAS GOVERNMENT CODE Sec. 551.125. OTHER GOVERNMENTAL BODY. (a) Except as otherwise provided by this subchapter, this chapter does not prohibit a governmental body from holding an open or closed meeting by telephone conference call.

~~(b) A meeting held by telephone conference call may be held only if:~~

- ~~(1) an emergency or public necessity exists within the meaning of Section 551.045 of this chapter; and~~
~~(2) the convening at one location of a quorum of the governmental body is difficult or impossible; or~~
~~(3) the meeting is held by an advisory board.~~

(c) The telephone conference call meeting is subject to the notice requirements applicable to other meetings.

(d) The notice of the telephone conference call meeting must specify as the location of the meeting the location where meetings of the governmental body are usually held.

(e) Each part of the telephone conference call meeting that is required to be open to the public shall be audible to the public at the location specified in the notice of the meeting as the location of the meeting and shall be tape-recorded. The tape recording shall be made available to the public.

(f) The location designated in the notice as the location of the meeting shall provide two-way communication during the entire telephone conference call meeting and the identification of each party to the telephone conference shall be clearly stated prior to speaking.



CENTRAL TEXAS REGIONAL
MOBILITY AUTHORITY

May 29, 2024
AGENDA ITEM #1

Welcome and opportunity for public
comment

Welcome and opportunity for public comment.
No Board action required.



CENTRAL TEXAS REGIONAL
MOBILITY AUTHORITY

April 24, 2024
AGENDA ITEM #2

Approve the minutes from the
April 24, 2024 Regular Board Meeting

Strategic Plan Relevance: Service
Department: Legal
Contact: Geoff Petrov, General Counsel
Associated Costs: N/A
Funding Source: N/A
Action Requested: Consider and act on motion to approve minutes

Description/Background: Approve the attached draft minutes for the April 24, 2024, Regular Board Meeting.

Backup provided: Draft minutes April 24, 2024, Regular Board Meeting.

MINUTES
Regular Meeting of the Board of Directors of the
CENTRAL TEXAS REGIONAL MOBILITY AUTHORITY

Wednesday, April 24, 2024
9:00 a.m.

This was an in-person meeting. Notice of the meeting was posted April 19, 2024, online on the website of the Mobility Authority and in the Mobility Authority's office lobby at 3300 N. Interstate 35, #300, Austin, Texas 78705-1849. Chairman Jenkins, Vice Chair Nikelle Meade, Board Members David Armbrust, Heather Gaddes*, Ben Thompson, and David Singleton were present.

**An archived copy of the live-stream of this
meeting is available at:**

<https://mobilityauthority.new.swagit.com/videos/303646>

After noting that a quorum of the Board was present, Chairman Jenkins called the meeting to order at 9:05 a.m. and had each Board Member state their name for the record.

1. Welcome and opportunity for public comment.

George Cofer, Travis County resident provided comment.

Audit Committee Meeting

David Singleton, Chairman of the Audit Committee called the Audit Committee Meeting to order at 9:15 a.m.

*Heather Gaddes arrived at the dais.

2. Audit Committee Meeting.
 - A. Audit Committee meeting called to order by Committee Chairman Singleton.

Jose Hernandez, Chief Financial Officer introduced the auditor Marc Sewell, RSM US LLC provided a presentation.

- B. Authorize the engagement of RSM US, LLP to provide independent auditing services.

MOTION: Authorize the engagement of a firm to provide independent auditing services.
RESULT: Approved (Unanimous); 7-0
MOTION: Heather Gaddes
SECONDED BY: Nikelle Meade
AYE: Armbrust, Doss, Gaddes, Jenkins, Meade, Singleton, Thompson
NAY: None.

ADOPTED AS: RESOLUTION NO. 24-019

C. Adjourn Audit Committee.

David Singleton adjourned the Audit Committee Meeting and Chairman Jenkins reconvened the Board Meeting in open session at 9:26 a.m.

Consent Agenda

3. Approve the minutes from the March 27, 2024 Regular Board Meeting.
4. Prohibit the operation of certain vehicles on Mobility Authority toll facilities pursuant to the Habitual Violator Program.

ADOPTED AS: RESOLUTION NO. 24-020

MOTION: Approve Item Nos. 3 and 4.
RESULT: Approved (Unanimous); 7-0
MOTION: David Armbrust
SECONDED BY: Mike Doss
AYE: Armbrust, Doss, Gaddes, Jenkins, Meade, Singleton, Thompson
NAY: None.

Regular Items

5. Accept the financial statements for March 2024.

Presentation by Jose Hernandez, Chief Financial Officer.

ADOPTED AS: RESOLUTION NO. 24-021

MOTION: Accept the financial statements for March 2024
RESULT: Approved (Unanimous); 7-0
MOTION: Mike Doss

SECONDED BY: David Singleton
AYE: Armbrust, Doss, Gaddes, Jenkins, Meade, Singleton,
Thompson
NAY: None.

Briefings and Reports

6. Quarterly Updates.
 - A. 183A Phase III Project
 - B. 183 North Mobility Project
 - C. Barton Skyway Ramp Relief Project

7. Director Board Report

Presentation by James M. Bass, Executive Director and Greg Mack Director of IT answered questions.

- A. Agency performance metrics.
 - i. Roadway performance
 - ii. Call-Center performance

Executive Session

Chairman Jenkins announced in open session at 10:55 a.m. that the Board would recess the meeting and reconvene in Executive Session to deliberate the following items:

8. Discuss the acquisition of one or more parcels or interests in real property needed for a Mobility Authority headquarters, including facilities for traffic and incident management and other agency functions, pursuant to §551.071 (Consultation with Attorney) and §551.072 (Deliberation Regarding Real Property; Closed Meeting).
9. Discuss the sale, transfer or exchange of one or more parcels or interests in real property owned by the Mobility Authority and related legal issues as authorized by §551.071 (Consultation with Attorney) and §551.072 (Deliberation Regarding Real Property; Closed Meeting).
10. Discuss legal issues related to claims by or against the Mobility Authority; pending or contemplated litigation and any related settlement offers; or other matters as authorized by §551.071 (Consultation with Attorney).
11. Discuss legal issues relating to procurement and financing of Mobility Authority transportation projects and toll system improvements, as authorized by §551.071 (Consultation with Attorney).
12. Discuss personnel matters related to the executive director's employment agreement as authorized by §551.074 (Personnel Matters).

After completing the executive session, the Board reconvened in open meeting at 12:14 p.m.

Regular Items

13. Discuss and consider approving an amendment to the Executive Director's Employment Agreement.

ADOPTED AS: **RESOLUTION NO. 24-022**

MOTION: Approve an amendment to the Executive Director's Employment Agreement.

RESULT: Approved (Unanimous); 7-0

MOTION: Mike Doss

SECONDED BY: Ben Thompson

AYE: Armbrust, Doss, Gaddes, Jenkins, Meade, Singleton, Thompson

NAY: None.

14. Discuss and consider approving a new employment agreement with the Executive Director, including compensation and other contract terms, to be effective June 1, 2024.

ADOPTED AS: **RESOLUTION NO. 24-023**

MOTION: Approve a new employment agreement with the Executive Director, including compensation and other contract terms, to be effective June 1, 2024.

RESULT: Approved (Unanimous); 7-0

MOTION: Armbrust

SECONDED BY: Mike Doss

AYE: Armbrust, Doss, Gaddes, Jenkins, Meade, Singleton, Thompson

NAY: None.

15. Adjourn meeting.

After confirming that no member of the public wished to address the Board, Chairman Jenkins declared the meeting adjourned at 12:15 p.m.



CENTRAL TEXAS REGIONAL
MOBILITY AUTHORITY

May 29, 2024
AGENDA ITEM #3

Prohibit the operation of certain
vehicles on Mobility Authority toll
facilities pursuant to the Habitual
Violator Program

Strategic Plan Relevance:	Stewardship & Service
Department:	Operations
Contact:	Tracie Brown, Director of Operations
Associated Costs:	N/A
Funding Source:	N/A
Action Requested:	Consider and act on draft resolution

Project Description/Background: The Mobility Authority's habitual violator process prescribes two notices before habitual violator remedies go into effect. A pre-determination letter is sent 60 days before any remedies are enforced advising the customer again of their outstanding balance and providing an opportunity for resolution. Assuming no resolution, a *Notice of Determination* is mailed notifying the customer they've been determined to be a habitual violator and advising of the consequences. The customer is also informed of their right to appeal the decision and the process by which to do so.

If the customer does not contact the Authority to appeal the habitual violator determination or resolve their outstanding balance, a block is placed on the related vehicle's registration preventing renewal. The block remains in effect until all tolls and fees have been paid, a payment plan has been arranged with the Mobility Authority or the customer is determined to no longer be a habitual violator.

Previous Actions & Brief History of the Program/Project: State law provides that persons deemed to be habitual violators may also be prohibited from use of the Mobility Authority's toll facilities by order of the Board of Directors. Habitual violator customers operating a vehicle in violation of a ban are subject to a Class C misdemeanor with a fine up to \$500. A second or subsequent occurrence may result in impoundment of the vehicle. Similar to registration blocks, vehicle bans remain in effect until all

outstanding amounts owed to the Authority have been resolved or the customer is no longer deemed a habitual violator.

Financing: Not applicable.

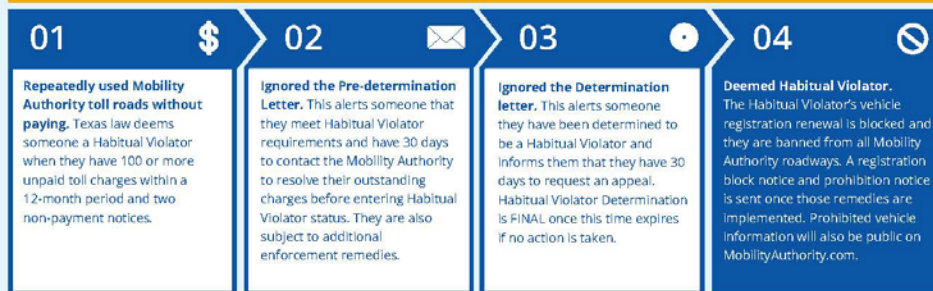
Action requested/Staff Recommendation: Staff affirms that all required steps have been followed and proper notice previously provided to customers determined to be habitual violators. To date, these customers have not appealed this determination or resolved their outstanding balances.

Therefore, staff recommends that the Board of Directors approve the order prohibiting certain vehicles from use of the Authority's toll facilities. Following the Board's approval of this order, a Notice of Prohibition will be mailed by first class mail advising of the ban, consequences if the ban is violated and how the customer may resolve their outstanding balance.

Backup provided: Habitual Violator Vehicle Ban FAQs
Draft Resolution



Habitual Violator Process



Who is a Habitual Violator?

A Habitual Violator is defined in Section 372.106(a) of the Texas Transportation Code as (A) one who was issued at least two written notices of nonpayment that contained in aggregate 100 or more events of nonpayment within a period of one year and, (B) was issued a warning that failure to pay the amounts specified in the notices may result in the toll project entity's exercise of Habitual Violator remedies.

What enforcement remedies is the Mobility Authority implementing for Habitual Violators?

To encourage equitable payment by all customers, legislation allows for enforcement remedies up to and including vehicle registration renewal blocks, prohibiting Habitual Violator's vehicles on Mobility Authority roadways, on-road enforcement of the vehicle ban, as well as posting names to the agency website of those Habitual Violators with banned vehicles. The Mobility Authority will be implementing these remedies beginning November 2019.

How will I know I'm a Habitual Violator subject to enforcement remedies?

Habitual Violators are provided due process protections prior to any enforcement action.

- A registered vehicle owner who the Mobility Authority determines meets the Habitual Violator status is sent a letter advising them that Habitual Violator remedies may be implemented if the customer's outstanding balance is not resolved. This letter is not required by law but is sent as a courtesy to reflect the Mobility Authority's commitment to the customer.
- A registered vehicle owner who the Mobility Authority determines to be a Habitual Violator receives written notice of that determination and an opportunity for a justice of the peace hearing to challenge their Habitual Violator status.
- Habitual Violator Determination is FINAL if no action is taken, prompt in the Mobility Authority to send a Vehicle Registration Block Notice and/or a Vehicle Ban Notice. These notices urge the Habitual Violator yet again to resolve their toll debt with the Mobility Authority.
- Sufficient time is provided to respond to all notifications.

Learn more about the Habitual Violator Enforcement Program at MobilityAuthority.com



How can I resolve my Habitual Violator status and settle my toll bill balance?

You can pay outstanding tolls and administrative fees with cash, money order or credit card (a payment plan may be available) by: calling the Mobility Authority Customer Service Center at 512-410-0562, online at www.paymobilitybill.com, or in person at our walk-up center.

Why is the Mobility Authority pursuing enforcement remedies?

The vehicle registration block and other toll enforcement actions are intended to encourage tollway drivers to pay for services rendered to ensure fairness to the overwhelming majority of drivers who pay for the service, maintenance and safety of the toll roads.

How will a person be notified that he or she is subject to enforcement remedies?

A notification letter announcing that a person has met the criteria of Habitual Violator is sent to the address in the Texas Department of Motor Vehicles (TTC 372.106) database, allowing 30 days to contact to dispute their determination as a Habitual Violator or address the account balance before remedies are applied. If the Habitual Violator does not make arrangements with the Mobility Authority during this period, they will be subject to all enforcement remedies. Additionally, notification of a registration renewal block is mailed.

Can someone dispute a toll bill?

Yes. You may contact the Mobility Authority to review all outstanding tolls and fees, correct any errors and arrange for payment to clear your status as a Habitual Violator and the block on your registration. Habitual Violators are also given an opportunity to request an administrative hearing with a justice of the peace.

How will I know or be notified that I am subject to a vehicle ban?

Habitual violators subject to vehicle ban will receive notification that they have been banned, including when the ban will take effect and instructions for how to remove their status as a Habitual Violator.

Can I dispute my toll bill that subjects me to the vehicle ban?

Yes. You may contact the Mobility Authority to review all outstanding tolls and administrative fees, correct any errors and arrange for payment to clear your status as a Habitual Violator and remove the vehicle ban.

What happens if I am banned, but get caught driving on a Mobility Authority toll road?

A person commits an offense when operating a vehicle in violation of the ban and is subject to a Class C misdemeanor with a fine up to \$500. A second or subsequent occurrence of driving on the tollway in violation of a ban may result in impoundment of the vehicle.

How will the Mobility Authority know if I'm still driving (after being banned)?

Mobility Authority roads are equipped with technology that recognizes vehicle and license plates on our prohibited list. Individuals operating a prohibited vehicle on Mobility Authority roads will be reported to nearby law enforcement patrolling Mobility Authority roads.

**GENERAL MEETING OF THE BOARD OF DIRECTORS
OF THE
CENTRAL TEXAS REGIONAL MOBILITY AUTHORITY**

RESOLUTION NO. 24-0XX

**PROHIBITING THE OPERATION OF CERTAIN MOTOR VEHICLES
ON MOBILITY AUTHORITY TOLL FACILITIES PURSUANT TO
THE HABITUAL VIOLATOR PROGRAM**

WHEREAS, Transportation Code, Chapter 372, Subchapter C, authorizes toll project entities, including the Central Texas Regional Mobility Authority (Mobility Authority), to exercise various remedies against certain motorists with unpaid toll violations; and

WHEREAS, Transportation Code §372.106 provides that a “habitual violator” is a registered owner of a vehicle who a toll project entity determines:

(1) was issued at least two written notices of nonpayment that contained:

(A) in the aggregate, 100 or more events of nonpayment within a period of one year, not including events of nonpayment for which: (i) the registered owner has provided to the toll project entity information establishing that the vehicle was subject to a lease at the time of nonpayment, as provided by applicable toll project entity law; or (ii) a defense of theft at the time of the nonpayment has been established as provided by applicable toll project entity law; and

(B) a warning that the failure to pay the amounts specified in the notices may result in the toll project entity’s exercise of habitual violator remedies; and

(2) has not paid in full the total amount due for tolls and administrative fees under those notices; and

WHEREAS, the Mobility Authority previously determined that the individuals listed in Exhibit A are habitual violators, and these determinations are now considered final in accordance with Transportation Code, Chapter 372, Subchapter C; and

WHEREAS, Transportation Code §372.109 provides that a final determination that a person is a habitual violator remains in effect until (1) the total amount due for the person’s tolls and administrative fees is paid; or (2) the toll project entity, in its sole discretion, determines that the amount has been otherwise addressed; and

WHEREAS, Transportation Code §372.110 provides that a toll project entity, by order of its governing body, may prohibit the operation of a motor vehicle on a toll project of the entity if:

(1) the registered owner of the vehicle has been finally determined to be a habitual violator; and

(2) the toll project entity has provided notice of the prohibition order to the registered owner; and

WHEREAS, the Executive Director recommends that the Board prohibit the operation of the motor vehicles listed in Exhibit A on the Mobility Authority's toll roads, including (1) 183A Toll; (2) 290 Toll; (3) 71 Toll; (4) MoPac Express Lanes; (5) 45SW Toll; and (6) 183 Toll.

NOW THEREFORE, BE IT RESOLVED that the motor vehicles listed in Exhibit A are prohibited from operation on the Mobility Authority's toll roads, effective May 29, 2024; and

BE IT FURTHER RESOLVED that the Mobility Authority shall provide notice of this resolution to the individuals listed in Exhibit A, as required by Transportation Code §372.110; and

BE IT IS FURTHER RESOLVED that the prohibition shall remain in effect for the motor vehicles listed in Exhibit A until the respective habitual violator determinations are terminated, as provided by Transportation Code §372.110.

Adopted by the Board of Directors of the Central Texas Regional Mobility Authority on the 29th day of May 2024.

Submitted and reviewed by:

Approved:

James M. Bass
Executive Director

Robert W. Jenkins, Jr.
Chairman, Board of Directors

Exhibit A

LIST OF PROHIBITED VEHICLES

(To be provided at the Board Meeting)

MINUTES
Regular Meeting of the Board of Directors of the
CENTRAL TEXAS REGIONAL MOBILITY AUTHORITY

Wednesday, April 24, 2024
9:00 a.m.

This was an in-person meeting. Notice of the meeting was posted April 19, 2024, online on the website of the Mobility Authority and in the Mobility Authority's office lobby at 3300 N. Interstate 35, #300, Austin, Texas 78705-1849. Chairman Jenkins, Vice Chair Nikelle Meade, Board Members David Armbrust, Heather Gaddes*, Ben Thompson, and David Singleton were present.

**An archived copy of the live-stream of this
meeting is available at:**

<https://mobilityauthority.new.swagit.com/videos/303646>

After noting that a quorum of the Board was present, Chairman Jenkins called the meeting to order at 9:05 a.m. and had each Board Member state their name for the record.

1. Welcome and opportunity for public comment.

George Cofer, Travis County resident provided comment.

Audit Committee Meeting

David Singleton, Chairman of the Audit Committee called the Audit Committee Meeting to order at 9:15 a.m.

*Heather Gaddes arrived at the dais.

2. Audit Committee Meeting.
 - A. Audit Committee meeting called to order by Committee Chairman Singleton.

Jose Hernandez, Chief Financial Officer introduced the auditor Marc Sewell, RSM US LLC provided a presentation.

- B. Authorize the engagement of RSM US, LLP to provide independent auditing services.

MOTION: Authorize the engagement of a firm to provide independent auditing services.
RESULT: Approved (Unanimous); 7-0
MOTION: Heather Gaddes
SECONDED BY: Nikelle Meade
AYE: Armbrust, Doss, Gaddes, Jenkins, Meade, Singleton, Thompson
NAY: None.

ADOPTED AS: RESOLUTION NO. 24-0XX

C. Adjourn Audit Committee.

David Singleton adjourned the Audit Committee Meeting and Chairman Jenkins reconvened the Board Meeting in open session at 9:26 a.m.

Consent Agenda

3. Approve the minutes from the March 27, 2024 Regular Board Meeting.
4. Prohibit the operation of certain vehicles on Mobility Authority toll facilities pursuant to the Habitual Violator Program.

ADOPTED AS: RESOLUTION NO. 24-019

MOTION: Approve Item Nos. 3 and 4.
RESULT: Approved (Unanimous); 7-0
MOTION: David Armbrust
SECONDED BY: Mike Doss
AYE: Armbrust, Doss, Gaddes, Jenkins, Meade, Singleton, Thompson
NAY: None.

Regular Items

5. Accept the financial statements for March 2024.

Presentation by Jose Hernandez, Chief Financial Officer.

ADOPTED AS: RESOLUTION NO. 24-020

MOTION: Accept the financial statements for March 2024
RESULT: Approved (Unanimous); 7-0
MOTION: Mike Doss

SECONDED BY: David Singleton
AYE: Armbrust, Doss, Gaddes, Jenkins, Meade, Singleton,
Thompson
NAY: None.

Briefings and Reports

6. Quarterly Updates.
 - A. 183A Phase III Project
 - B. 183 North Mobility Project
 - C. Barton Skyway Ramp Relief Project

7. Director Board Report

Presentation by James M. Bass, Executive Director and Greg Mack Director of IT answered questions.

- A. Agency performance metrics.
 - i. Roadway performance
 - ii. Call-Center performance

Executive Session

Chairman Jenkins announced in open session at 10:55 a.m. that the Board would recess the meeting and reconvene in Executive Session to deliberate the following items:

8. Discuss the acquisition of one or more parcels or interests in real property needed for a Mobility Authority headquarters, including facilities for traffic and incident management and other agency functions, pursuant to §551.071 (Consultation with Attorney) and §551.072 (Deliberation Regarding Real Property; Closed Meeting).
9. Discuss the sale, transfer or exchange of one or more parcels or interests in real property owned by the Mobility Authority and related legal issues as authorized by §551.071 (Consultation with Attorney) and §551.072 (Deliberation Regarding Real Property; Closed Meeting).
10. Discuss legal issues related to claims by or against the Mobility Authority; pending or contemplated litigation and any related settlement offers; or other matters as authorized by §551.071 (Consultation with Attorney).
11. Discuss legal issues relating to procurement and financing of Mobility Authority transportation projects and toll system improvements, as authorized by §551.071 (Consultation with Attorney).
12. Discuss personnel matters related to the executive director's employment agreement as authorized by §551.074 (Personnel Matters).

After completing the executive session, the Board reconvened in open meeting at 12:14 p.m.

Regular Items

13. Discuss and consider approving an amendment to the Executive Director's Employment Agreement.

ADOPTED AS: **RESOLUTION NO. 24-021**

MOTION: Approve an amendment to the Executive Director's Employment Agreement.

RESULT: Approved (Unanimous); 7-0

MOTION: Mike Doss

SECONDED BY: Ben Thompson

AYE: Armbrust, Doss, Gaddes, Jenkins, Meade, Singleton, Thompson

NAY: None.

14. Discuss and consider approving a new employment agreement with the Executive Director, including compensation and other contract terms, to be effective June 1, 2024.

ADOPTED AS: **RESOLUTION NO. 24-022**

MOTION: Approve a new employment agreement with the Executive Director, including compensation and other contract terms, to be effective June 1, 2024.

RESULT: Approved (Unanimous); 7-0

MOTION: Armbrust

SECONDED BY: Mike Doss

AYE: Armbrust, Doss, Gaddes, Jenkins, Meade, Singleton, Thompson

NAY: None.

15. Adjourn meeting.

After confirming that no member of the public wished to address the Board, Chairman Jenkins declared the meeting adjourned at 12:15 p.m.



CENTRAL TEXAS REGIONAL
MOBILITY AUTHORITY

May 29, 2024
AGENDA ITEM #4

Approve financial institutions and qualified brokers authorized to provide investment services and engage in investment transactions with the Mobility Authority and reaffirm the CTRMA investment policy

Strategic Plan Relevance: Stewardship
Department: Finance
Contact: José A. Hernández, Chief Financial Officer
Associated Costs: N/A
Funding Source: N/A
Action Requested: Consider and act on draft resolution.

Investment Policy - Texas Government Code §2256.005(e) requires the Board to, at least annually, review and either revise or reaffirm the Mobility Authority investment policy and strategy. The investment policy and strategy is located in Article 5 of Chapter 2 of the Mobility Authority Policy Code. This code establishes that “it is the policy of the authority to invest public funds in a manner which will provide the maximum security with the highest investment return while meeting the daily cash flow demands of the authority conforming to all state and local statutes governing investment of public funds”. A copy of the current investment policy and strategy is included in the backup materials. No amendments are recommended with this review. Therefore, staff recommends affirming the current CTRMA Investment policy.

Financial Institutions and Qualified Brokers - Texas Government Code §2256.025 and Mobility Authority Policy Code §201.011 require the Board to annually review and approve the financial institutions and qualified brokers authorized to provide investment services and engage in investment transactions with the Mobility Authority. The recommended list of authorized financial institutions and investment brokers is included in the backup materials. The five recommended firms are on the current approved list.

Action Requested/Staff Recommendation - Staff recommends affirming the current CTRMA investment policy and approving the list of authorized financial institutions and investment brokers included in the backup.

Backup provided: Draft Resolution
List of authorized financial institutions and investment brokers
CTRMA Investment Policy

**GENERAL MEETING OF THE BOARD OF DIRECTORS
OF THE
CENTRAL TEXAS REGIONAL MOBILITY AUTHORITY**

RESOLUTION NO. 24-0XX

**APPROVING FINANCIAL INSTITUTIONS AND QUALIFIED BROKERS
AUTHORIZED TO PROVIDE INVESTMENT SERVICES AND ENGAGE IN INVESTMENT
TRANSACTIONS WITH THE MOBILITY AUTHORITY.**

WHEREAS, pursuant to Texas Government Code §2256.005(e), the Board is required to review the Mobility Authority’s investment policy and investment strategy annually and record any changes made to either the investment policy or investment strategy; and

WHEREAS, Article 5 of Chapter 2 of the Mobility Authority Policy Code establishes the Mobility Authority’s investment policy and strategy in compliance with the Texas Public Funds Investment Act, Chapter 2256 of the Texas Government Code; and

WHEREAS, the Board has reviewed the Mobility Authority’s current investment policy and strategy set forth in Article 5 of Chapter 2 of the Mobility Authority Policy Code and finds that there have been no changes to the policy or strategy; and

WHEREAS, pursuant to Texas Government Code §2256.025, the Board is required to review and adopt a list of qualified brokers that are authorized to engage in investment transactions with the Mobility Authority; and

WHEREAS, Section 201.011(a) of the Mobility Authority Policy Code provides that “financial institutions and qualified brokers authorized to provide investment services and engage in investment transactions with the authority” shall be approved by a separate resolution adopted by the Board of Directors; and

WHEREAS, the Executive Director and Chief Financial Officer recommend that the Board approve the financial institutions and qualified brokers listed on Exhibit A to this resolution.

NOW, THEREFORE, BE IT RESOLVED that Board accepts and approves the current investment policy and strategy set forth in Article 5 of Chapter 2 of the Mobility Authority Policy Code; and

BE IT FURTHER RESOLVED, that the firms listed on Exhibit A to this resolution are hereby authorized to provide investment services and engage in investment transactions with the Mobility Authority.

Adopted by the Board of Directors of the Central Texas Regional Mobility Authority on the 29th day of May 2024.

Submitted and reviewed by:

Approved:

James M. Bass
Executive Director

Robert W. Jenkins, Jr.
Chairman, Board of Directors

Exhibit A

Authorized Investment Broker Dealers and Financial Institutions

FHN Financial Capital Markets (John Saragusa)
206 Wild Basin Road, Suite 109
Austin, Texas 78746

Great Pacific Securities (Garrett Ng)
151 Kalmus Drive, Suite H-8
Costa Mesa, CA 92626

Oppenheimer & Co. Inc. (Chris Sullivan/Jack Fay/Lorraine Welch)
85 Broad Street, 22nd Floor
New York, NY 10004

Mischler Financial Group, Inc. (Steve Neri)
1111 Bayside Drive, Suite 100
Corona del Mar, CA 92625

TCBI Securities Inc. (Benjamin Valkai, David DeBlase)
2000 McKinney Avenue, Suite 400
Dallas, TX 75201

MOBILITY AUTHORITY POLICY CODE

201.014 Authorized And Suitable Investments

(a) The investment of authority funds will be made using only those investment types approved by the board and which are in accordance with the PFIA. The approved investment types will be limited to the following:

- (1) U.S. Treasury and Federal Agency Issues as authorized under Section 2256.009 of the PFIA.
- (2) Certificates of Deposit as authorized under Section 2256.010 of the PFIA.
- (3) Repurchase Agreements, including flexible Repurchase Agreements, collateralized by U.S. Treasury or Federal Agency Securities whose market value is 102% of the authority's investment and are pledged and held with the authority's custodial bank or a third-party safekeeping agent approved by the authority. Repurchase agreements must also be secured in accordance with State law. Each counter party to a repurchase transaction is required to sign a copy of an Investment Repurchase Agreement under the guidelines of Section 2256.011 of the PFIA, using the Securities Industry and Financial Markets Association (SIFMA) Master Repurchase Agreement as a general guide and with such changes thereto as are deemed in the best interest of the authority. Such an Agreement must be executed prior to entering into any transaction with a repo counter-party.
- (4) Guaranteed Investment Contracts (GIC's) collateralized by U.S. Treasury or Federal Agency Securities whose market value is 102% of the authority's investment and are pledged and held with the authority's custodial bank or a third-party safekeeping agent approved by the authority. Bond proceeds, other than bond proceeds representing reserves and funds maintained for debt service purposes, may not be invested for a term which exceeds five years from the date of bond issuance.
- (5) Obligations of states, agencies, counties, cities, and other political subdivisions of any State having been rated as to investment quality by a nationally recognized investment rating firm and having received a rating of not less than "AA" or its equivalent, with fixed interest rates and fixed maturities.
- (6) SEC registered no-load money market mutual funds with a dollar weighted average portfolio maturity of 60 days or less; that fully invest dollar for dollar all authority funds without sales

MOBILITY AUTHORITY POLICY CODE

commissions or loads; and whose investment objectives include the maintenance of a stable net asset value of \$1 per share

- (7) Local government investment pools, which are “AAA” rated by a nationally recognized bond rating company (e.g., Moody’s, S&P, Fitch), and which participation in any particular investment pool(s) has been authorized by resolution of the board, not to exceed 80% of the total investment portfolio less bond funds. Bond funds may be invested at 100%.
 - (b) The authority is prohibited from purchasing any security that is not authorized by Texas law, or any direct investment in asset-backed or mortgage-backed securities. The authority expressly prohibits the purchase of inverse floaters, interest-only (IO) and principal-only (PO) collateralized mortgage obligations (CMO’s).
 - (c) An Investment that requires a minimum rating does not qualify as an authorized investment during the period the investment does not have the minimum rating. The Investment Officers shall monitor the credit rating on all authorized investments in the portfolio based upon independent information from a nationally recognized rating agency. The authority shall take all prudent measures that are consistent with its Investment Policy and Strategy to liquidate an investment that does not have the minimum rating.



CENTRAL TEXAS REGIONAL
MOBILITY AUTHORITY

May 29, 2024
AGENDA ITEM #5

Accept the financial statements for
April 2024

Strategic Plan Relevance: Stewardship
Department: Finance
Contact: José Hernández, Chief Financial Officer
Associated Costs: N/A
Funding Source: N/A
Action Requested: Consider and act on draft resolution

Project Description/Background: Presentation and acceptance of the financial statements for April 2024.

Previous Actions & Brief History of the Program/Project: N/A

Financing: N/A

Action requested/Staff Recommendation: Accept the financial statements for April 2024.

Backup provided: Draft Resolution
Draft financial statements for April 2024

**MEETING OF THE BOARD OF DIRECTORS
OF THE
CENTRAL TEXAS REGIONAL MOBILITY AUTHORITY**

RESOLUTION NO. 24-0XX

ACCEPT THE FINANCIAL STATEMENTS FOR APRIL 2024

WHEREAS, the Central Texas Regional Mobility Authority (Mobility Authority) is empowered to procure such goods and services as it deems necessary to assist with its operations and to study and develop potential transportation projects, and is responsible to insure accurate financial records are maintained using sound and acceptable financial practices; and

WHEREAS, close scrutiny of the Mobility Authority's expenditures for goods and services, including those related to project development, as well as close scrutiny of the Mobility Authority's financial condition and records is the responsibility of the Board and its designees through procedures the Board may implement from time to time; and

WHEREAS, the Board has adopted policies and procedures intended to provide strong fiscal oversight and which authorize the Executive Director, working with the Mobility Authority's Chief Financial Officer, to review invoices, approve disbursements, and prepare and maintain accurate financial records and reports; and

WHEREAS, the Executive Director, working with the Chief Financial Officer, reviewed and authorized the disbursements necessary for April 2024 and caused financial statements to be prepared and attached to this resolution as Exhibit A.

NOW THEREFORE, BE IT RESOLVED, that the Board of Directors accepts the financial statements for April 2024, attached hereto as Exhibit A.

Adopted by the Board of Directors of the Central Texas Regional Mobility Authority on the 29th day of May 2024.

Submitted and reviewed by:

Approved:

James M. Bass
Executive Director

Robert W. Jenkins, Jr.
Chairman, Board of Directors

Exhibit A

Central Texas Regional Mobility Authority
Income Statement
For the Period Ending April 30, 2024

	Budget Amount	Actual Year to	Percent of	Actual Prior
	FY 2024	Date	Budget	Year to Date
REVENUE				
Operating Revenue				
Toll Revenue	153,792,700	134,247,727	87.29%	119,210,240
Video Tolls	64,352,000	52,187,712	81.10%	53,393,575
Fee Revenue	12,962,900	11,089,394	85.55%	10,800,014
Total Operating Revenue	231,107,600	197,524,832	85.47%	183,403,829
Other Revenue				
Interest Income	24,905,700	40,976,952	164.53%	27,653,024
Grant Revenue	945,500	179,310	18.96%	344,737
Misc Revenue	230,000	13,549	5.89%	18,519
Total Other Revenue	26,081,200	41,169,811	157.85%	28,016,280
TOTAL REVENUE	257,188,800	238,694,643	92.81%	211,420,108
EXPENSES				
Salaries and Benefits				
Salary Expense - Regular	4,871,464	3,380,270	69.39%	3,048,072
Salary Reserve	80,000	-	-	-
TCDRS	1,591,401	1,339,548	84.17%	782,723
FICA	249,197	163,665	65.68%	146,243
FICA MED	70,635	48,835	69.14%	44,254
Health Insurance Expense	584,446	389,727	66.68%	353,743
Life Insurance Expense	3,817	2,588	67.80%	3,276
Auto Allowance Expense	10,200	8,245	80.83%	7,863
Other Benefits	166,290	108,761	65.40%	72,951
Unemployment Taxes	5,760	3,393	58.91%	(1,538)
Total Salaries and Benefits	7,633,210	5,445,032	71.33%	4,457,588
Administrative				
Administrative and Office Expenses				
Accounting	9,500	7,247	76.29%	6,916
Auditing	245,000	133,467	54.48%	152,155
Financial Advisors	162,000	145,800	90.00%	169,200
Human Resources	37,500	1,451	3.87%	49,911
Legal	70,000	18,025	25.75%	28,969
IT Services	365,000	204,889	56.13%	325,498
Internet	150	-	-	-
Software Licenses	1,167,000	1,196,159	102.50%	604,862
Cell Phones	27,800	22,820	82.09%	13,957
Local Telephone Service	2,000	1,923	96.14%	78,596
Overnight Delivery Services	250	-	-	48
Copy Machine	10,000	12,720	127.20%	12,720

Central Texas Regional Mobility Authority
Income Statement
For the Period Ending April 30, 2024

	Budget Amount FY 2024	Actual Year to Date	Percent of Budget	Actual Prior Year to Date
Repair & Maintenance-General	10,000	10,339	103.39%	-
Meeting Facilities	2,000	-	-	-
Community Meeting / Events	-	5,050	-	-
Meeting Expense	13,750	7,071	51.43%	8,069
Toll Tag Expense	3,000	600	20.00%	400
Parking / Local Ride Share	3,550	198	5.59%	559
Mileage Reimbursement	4,350	850	19.53%	731
Insurance Expense	651,000	550,107	84.50%	471,742
Rent Expense	562,540	531,262	94.44%	467,657
Building Parking	3,500	758	21.64%	1,323
Total Legal Services	488,000	278,190	57.01%	180,306
Total Administrative and Office Expenses	3,837,890	3,128,925	81.53%	2,573,617
Office Supplies				
Books & Publications	5,090	3,180	62.47%	2,326
Office Supplies	8,250	964	11.68%	2,021
Misc Office Equipment	4,500	2,974	66.09%	9,370
Computer Supplies	202,100	70,617	34.94%	207,237
Copy Supplies	1,000	-	-	-
Other Reports - Printing	1,500	43	2.88%	-
Office Supplies - Printed	2,000	2,495	124.73%	1,142
Postage Expense	550	936	170.14%	495
Total Office Supplies	224,990	81,208	36.09%	222,590
Communications and Public Relations				
Graphic Design Services	75,000	-	-	-
Website Maintenance	464,000	316,630	68.24%	40,090
Research Services	150,000	-	-	-
Communications and Marketing	400,000	52,400	13.10%	20,198
Advertising Expense	500,000	717,371	143.47%	237,441
Direct Mail	40,000	-	-	-
Video Production	160,000	-	-	29,097
Photography	25,000	885	3.54%	12,960
Radio	50,000	-	-	-
Other Public Relations	22,500	5,000	22.22%	1,200
Promotional Items	20,000	11,031	55.15%	12,682
Annual Report printing	1,300	-	-	-
Direct Mail Printing	17,500	-	-	-
Other Communication Expenses	15,000	-	-	(30)
Total Communications and Public Relations	1,940,300	1,103,317	56.86%	353,639

Central Texas Regional Mobility Authority
Income Statement
For the Period Ending April 30, 2024

	Budget Amount FY 2024	Actual Year to Date	Percent of Budget	Actual Prior Year to Date
Employee Development				
Subscriptions	750	139	18.53%	1,653
Agency Memberships	88,440	49,166	55.59%	46,314
Continuing Education	14,800	895	6.05%	1,354
Professional Development	20,150	7,479	37.12%	4,912
Other Licenses	2,500	197	7.88%	577
Seminars and Conferences	104,100	11,522	11.07%	49,512
Travel	110,500	40,126	36.31%	18,877
Total Employee Development	341,240	109,524	32.10%	123,199
Financing and Banking Fees				
Trustee Fees	62,000	53,000	85.48%	56,500
Bank Fee Expense	3,240	5,465	168.68%	1,477
Continuing Disclosure	7,000	9,903	141.46%	11,525
Arbitrage Rebate Calculation	16,300	16,105	98.80%	16,300
Rating Agency Expense	45,000	45,000	100.00%	43,000
Total Financing and Banking Fees	133,540	129,473	96.95%	128,802
Total Administrative	6,477,960	4,552,447	70.28%	3,401,846
Operations and Maintenance				
Operations and Maintenance Consulting				
GEC-Trust Indenture Support	1,131,395	498,015	44.02%	482,431
GEC-Financial Planning Support	275,000	232,107	84.40%	246,623
GEC-Toll Ops Support	1,584,000	736,998	46.53%	813,772
GEC-Roadway Ops Support	1,605,500	1,234,322	76.88%	679,293
GEC-Technology Support	679,526	629,292	92.61%	414,915
GEC-Public Information Support	200,000	166,804	83.40%	145,653
GEC-General Support	1,631,820	880,582	53.96%	753,370
General System Consultant	1,381,000	807,912	58.50%	896,278
Traffic Modeling	125,000	-	-	-
Traffic and Revenue Consultant	1,010,000	483,308	47.85%	748,952
Total Operations and Maintenance Consulting	9,623,241	5,669,340	58.91%	5,181,286
Roadway Operations and Maintenance				
Roadway Maintenance	3,431,819	2,668,573	77.76%	1,305,501
Landscape Maintenance	2,789,256	2,309,001	82.78%	2,592,009
Signal & Illumination Maint	25,000	-	-	-
Maintenance Supplies-Roadway	400,000	48,337	12.08%	(44,576)
Tools & Equipment Expense	-	34	-	598
Gasoline	30,000	14,511	48.37%	14,825
Repair & Maintenance - Vehicles	10,000	4,677	46.77%	(21,094)

Central Texas Regional Mobility Authority
Income Statement
For the Period Ending April 30, 2024

	Budget Amount FY 2024	Actual Year to Date	Percent of Budget	Actual Prior Year to Date
Natural Gas	2,500	12,437	497.47%	5,197
Electricity - Roadways	250,000	241,611	96.64%	230,038
Total Roadway Operations and Maintenance	6,938,575	5,299,181	76.37%	4,082,497
Toll Processing and Collection Expense				
Image Processing	3,000,000	2,368,188	78.94%	2,723,840
Tag Collection Fees	11,500,000	9,248,410	80.42%	8,359,189
Court Enforcement Costs	10,000	-	-	-
ETC Incentive	500,000	-	-	-
Total Processing and Collection Expense	15,010,000	11,616,598	77.39%	11,083,029
Toll Operations Expense				
Generator Fuel	3,000	1,072	35.74%	1,252
Fire & Burglar Alarm	500	411	82.24%	411
Refuse	2,360	1,672	70.87%	1,826
Telecommunications	60,000	118,014	196.69%	3,360
Water - Irrigation	7,500	6,958	92.78%	5,941
Electricity	750	614	81.89%	547
ETC Spare Parts Expense	100,000	217,641	217.64%	-
Repair & Maintenance Toll Equip	50,000	65,066	130.13%	192,085
Law Enforcement	600,000	386,061	64.34%	357,954
ETC Maintenance Contract	6,450,000	4,612,794	71.52%	5,373,903
Transaction Processing Maintenance Contract	2,000,000	1,547,480	77.37%	248,740
ETC Toll Management Center System Operation	2,885,054	619,371	21.47%	473,380
ETC Development	650,000	273,052	42.01%	70,473
ETC Testing	225,000	-	-	41,922
Total Toll Operations Expense	13,034,164	7,850,207	60.23%	6,771,794
Total Operations and Maintenance	44,605,980	30,435,326	68.23%	27,118,607
Other Expenses				
Special Projects and Contingencies				
HERO	200,000	145,040	72.52%	123,191
Special Projects	100,000	-	-	-
71 Express Net Revenue Payment	5,000,000	1,528,849	30.58%	1,651,370
Customer Relations	10,000	-	-	-
Technology Initiatives	185,000	-	-	43,784
Other Contractual Svcs	390,000	152,500	39.10%	316,720
Contingency	200,000	-	-	-
Total Special Projects and Contingencies	6,085,000	1,826,389	30.01%	2,135,066
TOTAL OPERATING EXPENSE	64,802,150	42,259,195	65.21%	37,113,107

Central Texas Regional Mobility Authority
Income Statement
For the Period Ending April 30, 2024

	Budget Amount FY 2024	Actual Year to Date	Percent of Budget	Actual Prior Year to Date
Non Cash Expenses				
Amortization Expense				
Amortization Expense - Software	10,000	8,466	84.66%	1,060,471
Amortization Expense - Right to Use Asset - Leases	350,000	257,376	73.54%	-
Amortization Expense - Refundings	6,400,000	5,266,710	82.29%	4,609,960
Subtotal Amortization Expense	6,760,000	5,532,553	81.84%	5,670,431
Depreciation Expense				
Dep Expense - Furniture & Fixtures	-	-	-	2,178
Dep Expense - Equipment	650,000	518,921	79.83%	-
Dep Expense - Autos & Trucks	31,000	25,341	81.75%	41,428
Dep Expense - Buildng & Toll Fac	180,000	147,290	81.83%	147,290
Dep Expense - Highways & Bridges	55,000,000	43,222,425	78.59%	42,184,620
Dep Expense - Toll Equipment	3,100,000	2,531,017	81.65%	2,967,314
Dep Expense - Signs	1,225,000	1,007,462	82.24%	847,142
Dep Expense - Land Improvements	570,000	479,518	84.13%	737,445
Depreciation Expense - Computers	-	-	-	63,996
Undevelopable Projects	-	580,500	-	-
Subtotal Depreciation Expense	60,756,000	48,512,474	79.85%	46,991,413
Total Non Cash Expenses	67,516,000	54,045,026	80.05%	52,661,844
Non Operating Expenses				
Bond Issuance Expense	1,250,000	-	-	440,247
Loan Fee Expense	40,000	-	-	32,000
Interest Expense - Debt Obligations	95,964,098	66,459,637	69.25%	64,467,840
CAMPO RIF Payment	6,000,000	6,000,000	100.00%	5,000,000
Community Initiatives	645,000	10,000	1.55%	42,696
Total Non Operating Expenses	103,899,098	72,469,637	69.75%	69,982,783
TOTAL EXPENSES	236,217,248	168,773,858	71.45%	159,757,733
Net Income	20,971,552	69,920,785		51,662,375

Central Texas Regional Mobility Authority
Balance Sheet
as of April 30, 2024

as of 04/30/2024 as of 04/30/2023

ASSETS

Current Assets

Cash

Regions Operating Account	386,643	212,812
Cash in TexStar	2,782,473	549,814
Regions Payroll Account	108,912	105,045

Restricted Cash

Goldman Sachs FSGF 465	282,184,332	1,093,973,557
Restricted Cash - TexSTAR	53,426,338	14,510,445
Treasury SLGS	245,000,000	-
Overpayments account	-	290,958

Total Cash and Cash Equivalents	583,888,698	1,109,642,630
--	--------------------	----------------------

Accounts Receivables

Accounts Receivable - Net	7,685,639	2,770,089
Due From Other Agencies	300,918	100,061
Due From TTA	1,268,162	1,034,649
Due From NTTA	1,894,850	1,459,474
Due From HCTRA	2,788,189	2,286,532
Due From TxDOT	690,562	1,327,652
Interest Receivable	576,951	693,342

Total Receivables	15,205,272	9,671,798
--------------------------	-------------------	------------------

Short Term Investments

Treasuries	142,724,066	-
Agencies	290,888,182	-

Total Short Term Investments	433,612,248	-
-------------------------------------	--------------------	----------

Total Current Assets	1,032,706,218	1,119,314,428
-----------------------------	----------------------	----------------------

Construction in Progress

	469,921,076	339,739,300
--	--------------------	--------------------

Capital Assets (Net of Depreciation and Amortization)

Depreciable Assets

Computers	-	34,511
Equipment	882,166	9,624
Autos and Trucks	21,540	52,455
Buildings and Toll Facilities	4,082,671	4,269,729
Highways and Bridges	1,683,411,793	1,675,374,705
Toll Equipment	17,513,474	20,022,674
Signs	10,834,657	13,150,826

Central Texas Regional Mobility Authority
Balance Sheet
as of April 30, 2024

	as of 04/30/2024	as of 04/30/2023
Land Improvements	4,834,817	5,461,824
Right of way	88,149,606	88,149,606
Leasehold Improvements	-	12,699
Intangible Assets		
Computer Software	-	824,439
Right to Use Assets		
Leases	1,029,505	-
Total Fixed Assets	1,810,760,230	1,807,363,090
Other Assets		
Intangible Assets-Net	163,547,022	170,682,224
2005 Bond Insurance Costs	-	2,993,678
Prepaid Insurance	288,737	245,154
Deferred Outflows (pension related)	2,738,023	675,913
Pension Asset	1,046,634	2,549,818
Total Other Assets	167,620,417	177,146,787
Total Assets	3,481,007,942	3,443,563,606
LIABILITIES		
Liabilities		
Accounts Payable	11,613,833	19,259,911
Construction Payable	7,618,516	5,077,403
Overpayments	-	294,629
Interest Payable	29,199,795	26,077,053
TCDRS Payable	83,883	80,037
Due to other Agencies	8,851	16,948
Due to TTA	719,895	668,086
Due to HCTRA	185,972	156,095
Due to Other Entities	113,300	133,523
71E TxDOT Obligation - ST	421,782	1,475,681
Total Current Liabilities	49,965,828	53,239,367
Long Term Liabilities		
Compensated Absences	222,277	240,954
Right to Use Obligations - Lease	1,286,881	-
Deferred Inflows (pension related)	1,378,935	1,481,361
Long Term Payables	2,888,093	1,722,315

Central Texas Regional Mobility Authority
Balance Sheet
as of April 30, 2024

as of 04/30/2024 as of 04/30/2023

Bonds Payable

Senior Lien Revenue Bonds:

Senior Lien Revenue Bonds 2010	100,453,765	93,233,767
Senior Lien Revenue Bonds 2011	9,695,275	16,036,110
Senior Lien Revenue Bonds 2015	10,000,000	10,000,000
Senior Lien Refunding Revenue Bonds 2016	47,045,000	59,340,000
Senior Lien Revenue Bonds 2018	44,345,000	44,345,000
Senior Lien Revenue Bonds 2020A	50,265,000	50,265,000
Senior Lien Refunding Bonds 2020B	54,305,000	54,970,000
Senior Lien Refunding Bonds 2020C	133,210,000	138,435,000
Senior Lien Revenue Bonds 2020E	167,160,000	167,160,000
Senior Lien Revenue Bonds 2021B	255,075,000	255,075,000
Senior Lien Refunding Bonds 2021D	273,650,000	274,625,000
Senior Lien Refunding Bonds 2021E	329,545,000	332,585,000
Senior Lien Premium 2016 Revenue Bonds	6,237,412	6,475,937
Sn Lien Revenue Bond Premium 2018	2,661,073	2,927,647
Senior Lien Revenue Bond Premium 2020A	10,975,485	11,199,265
Senior Lien Refunding Bond Premium 2020B	10,790,684	11,325,760
Senior Lien Revenue Bonds Premium 2020E	22,711,047	24,426,433
Senior Lien Revenue Bonds Premium 2021B	52,578,257	53,107,294
Senior Lien Refunding Bonds Premium 2021D	43,769,629	44,006,046
Total Senior Lien Revenue Bonds	1,624,472,628	1,649,538,258

Sub Lien Revenue Bonds:

Sub Lien Refunding Bonds 2016	69,055,000	71,435,000
Sub Lien Refunding Bonds 2020D	93,430,000	97,440,000
Subordinated Lien BANs 2020F	110,875,000	110,875,000
Subordinate Lien Refunding Bonds 2020G	61,570,000	61,570,000
Subordinated Lien BANs 2021C	244,185,000	244,185,000
Sub Refunding 2016 Prem/Disc	4,364,900	5,122,743
Subordinated Lien BANs 2020F Premium	2,668,576	6,671,441
Subordinated Lien Refunding Bonds Premium 2020G	6,427,605	6,831,576
Sub Lien BANS 2021C Premium	20,297,806	27,909,484
Total Sub Lien Revenue Bonds	612,873,887	632,040,244

Central Texas Regional Mobility Authority
Balance Sheet
as of April 30, 2024

	as of 04/30/2024	as of 04/30/2023
Other Obligations		
TIFIA Note 2021	363,294,804	357,756,924
71E TxDOT Obligation - LT	49,167,292	51,918,220
Regions 2022 MoPac Loan	23,765,900	24,690,900
Total Other Obligations	436,227,996	434,366,044
Total Long Term Liabilities	2,676,462,605	2,717,666,862
Total Liabilities	2,726,428,433	2,770,906,229
 NET ASSETS		
Contributed Capital	121,462,104	121,462,104
Net Assets Beginning	563,196,620	499,532,898
Current Year Operations	69,920,785	51,662,375
Total Net Assets	754,579,509	672,657,377
 Total Liabilities and Net Assets	 3,481,007,942	 3,443,563,606

Central Texas Regional Mobility Authority
Statement of Cash Flow
as of April 2024

Cash flows from operating activities:

Receipts from toll revenues	204,480,517
Receipts from Other Sources	192,859
Payments to vendors	(71,132,125)
Payments to employees	(5,469,148)
Net cash flows provided by (used in) operating activities	128,072,104

Cash flows from capital and related financing activities:

Payment on Intangible assets	(5,266,710)
Interest Expense	(78,048,559)
Issuance Expense	(3,503,621)
Payments on bonds / loans	(42,526,312)
RIF Contribution	(6,000,000)
Acquisition of capital assets - non project	(7,445,264)
Acquisitions of construction in progress	(112,135,049)
Net cash flows provided by (used in) capital and related financing activities	(254,925,516)

Cash flows from investing activities:

Interest income	40,860,561
Purchase of investments	(208,935,789)
Net cash flows provided by (used in) investing activities	(168,075,229)

Net increase (decrease) in cash and cash equivalents	(294,928,641)
Cash and cash equivalents at beginning of period	894,022,611
Cash and cash equivalents at end of period	599,093,970

Reconciliation of change in net assets to net cash provided by operating activities:

Operating income	69,920,785
Adjustments to reconcile change in net assets to net cash provided by operating activities:	
Depreciation and amortization	54,045,026
Changes in assets and liabilities:	
Decrease in accounts receivable	6,955,685
Increase in prepaid expenses and other assets	(141,645)
Decrease in accrued expenses	(28,200,433)
Decrease in Interest expense	66,469,637
Increase in interest receivable	(40,976,952)
Total adjustments	58,151,319
Net cash flows provided by (used in) operating activities	\$ 128,072,104

Reconciliation of cash and cash equivalents:

Unrestricted cash and cash equivalents	263,483,300
Restricted cash and cash equivalents	335,610,670
Total	599,093,970

CTRMA INVESTMENT REPORT
Month Ending April 30, 2024

	Balance 3/31/2024	Accrued Interest	Additions	Cash Transfers	Withdrawals	Balance 4/30/2024	Rate April
Amount in Trustee TexStar							
2011 Sr Lien Financial Assist Fund	16.66	0.04				16.70	5.31%
2013 Sub Lien Debt Service Reserve	844,349.42	3,682.04				848,031.46	5.31%
General Fund	52,572,093.45	174,283.69		(18,000,000.00)		34,746,377.14	5.31%
Trustee Operating Fund	3,760,066.18	11,029.88		11,000,000.00		14,771,096.06	5.31%
Renewal and Replacement	8.69					8.69	5.31%
TxDOT Grant Fund	491,645.55	2,143.97				493,789.52	5.31%
Senior Lien Debt Service Reserve Fund	1,067,024.14	2,667.96			650,000.00	419,692.10	5.31%
2015B Sr Ln Project	378,439.02	1,650.31				380,089.33	5.31%
2015C Sub TIFIA Project	751,828.72	3,278.61				755,107.33	5.31%
2018 Sr Lien Project	1,007,734.93	4,394.55				1,012,129.48	5.31%
	60,873,206.76	203,131.05	-	(7,000,000.00)	650,000.00	53,426,337.81	

Amount in TexStar Operating Fund	606,270.76	6,201.82		8,000,000.00	5,830,000.00	2,782,472.58	5.31%
---	------------	----------	--	--------------	--------------	--------------	-------

Goldman Sachs

Operating Fund	18,667,047.07	66,650.58	144,633.70	(15,000,000.00)	3,972.96	3,874,358.39	5.20%
2020A Senior Lien Debt Service	634,908.86	2,028.67		209,437.50		846,375.03	5.20%
2020B Senior Lien Debt Service	840,839.32	2,688.63		276,837.50		1,120,365.45	5.20%
2020C Senior Lien Debt Service	2,239,506.91	7,171.48		734,488.33		2,981,166.72	5.20%
2020D Sub Lien Debt Service	1,550,640.53	4,968.74		507,698.90		2,063,308.17	5.20%
2020D Sub Debt Service Reserve Fund	875,263.24	3,865.19				879,128.43	5.20%
2020E Sr Lien Project	5,704,961.19	25,561.35	115,822,649.30		4,796,669.77	116,756,502.07	5.20%
2020E Sr Ln Project Cap Interest	11,824,287.79	52,216.36				11,876,504.15	5.20%
2020F Sub Lien Debt Service	1,301,842.30	4,160.73		429,153.94		1,735,156.97	5.20%
2020G Sub Lien Debt Service	599,428.64	1,915.79		197,602.40		798,946.83	5.20%
2020G Sub Debt Service Reserve Fund	1,338,718.38	5,911.82				1,344,630.20	5.20%
2021A Sub Debt Service Reserve Fund	1,419,670.63	6,269.30				1,425,939.93	5.20%
2021A TIFIA Sub Lien Debt Service Acct	3,096,622.44	11,778.41		292,541.08		3,400,941.93	5.20%
2021B Senior Lien Cap I Project Fund	31,272,349.02	138,103.44				31,410,452.46	5.20%
2021B Senior Lien Project	3,055,987.50	13,467.44	210,450,000.00		210,713,453.99	2,806,000.95	5.20%
2021B Senior Lien Cap I Debt Service Acct	9,237.94	34.23				9,272.17	5.20%
2021C Sub Lien Cap I Project Fund	1,438.26	6.35				1,444.61	5.20%
2021C Sub Lien Project	48,374,040.91	220,941.04			43,135,517.03	5,459,464.92	5.20%
2021C Sub Lien Debt Service	2,749,027.81	8,787.45		1,017,437.50		3,775,252.76	5.20%
2021D Senior Lien Debt Service	2,955,401.89	9,444.64		974,500.00		3,939,346.53	5.20%
2021E Senior Lien Debt Service	3,264,072.07	10,438.04		1,074,393.20		4,348,903.31	5.20%
2011 Sr Financial Assistance Fund	140.83	0.62				141.45	5.20%
2010 Senior DSF	2,319,235.22	7,467.91		750,000.00		3,076,703.13	5.20%
2011 Senior Lien Debt Service	1,900,216.77	6,093.66		621,250.00		2,527,560.43	5.20%
2013 Senior Lien Debt Service	43,266.75	191.14				43,457.89	5.20%
2013 Sub Debt Service Reserve Fund	132.69	0.59				133.28	5.20%
2013 Subordinate Debt Service	34,052.30	150.44				34,202.74	5.20%
2015A Sr Lien Debt Service	4,508,913.73	19,456.42		125,000.00		4,653,370.15	5.20%
2015B Project	6,541,094.56	29,301.21			661,073.66	5,909,322.11	5.20%
2015C TIFIA Project	10,043,751.60	44,371.16			10,000,000.00	88,122.76	5.20%
2016 Sr Lien Rev Refunding Debt Service	5,739,160.96	19,383.05		1,612,148.96		7,370,692.97	5.20%
2016 Sub Lien Rev Refunding Debt Service	1,270,661.56	4,069.62		416,820.67		1,691,551.85	5.20%
2016 Sub Lien Rev Refunding DSR	944,023.58	4,170.50				948,194.08	5.20%
2018 Sr Lien Debt Service	810,575.88	2,587.31		268,104.17		1,081,267.36	5.20%
2018 Sr Lien Project	13,569,331.33	59,922.52				13,629,253.85	5.20%
TxDOT Grant Fund	10,348,069.88	45,715.57			10,000,000.00	393,785.45	5.20%
Renewal and Replacement	26.56	118.34		313,150.00	313,293.01	1.89	5.20%
Revenue Fund	10,671,622.08	64,961.55	20,905,894.91	(20,244,818.46)	125,762.26	11,271,897.82	5.20%
General Fund	37,505,916.13	154,883.40		22,520,697.50	53,813,882.66	6,367,614.37	5.20%
Senior Lien Debt Service Reserve Fund	9,420,728.72	41,618.77	650,000.00		9,651,400.00	460,947.49	5.20%
71E Revenue Fund	31,850,301.96	144,165.59	394,789.37	854,491.72	29,896,258.64	3,347,490.00	5.20%
MoPac Revenue Fund	89,114.19	6,664.87	385,338.49	(481,117.55)		-	5.20%
MoPac General Fund	15,780,058.59	65,166.36		960,253.24	9,999,374.37	6,806,103.82	5.20%
MoPac Operating Fund	2,209,021.43	6,434.18	144,132.00	400,000.00	496,203.35	2,263,384.26	5.20%
MoPac Loan Repayment Fund	1,153,141.34	3,834.08		169,929.40		1,326,904.82	5.20%
	308,527,851.34	1,327,138.54	348,897,437.77	(1,000,000.00)	383,606,861.70	274,145,565.95	

Amount in Fed Agencies and Treasuries

Amortized Principal	518,905,128.19	-	122,885,294.28	-	208,178,174.31	433,612,248.16	
---------------------	----------------	---	----------------	---	----------------	----------------	--

Certificates of Deposit

Total in Pools - TxStar	61,479,477.52	209,332.87	-	1,000,000.00	6,480,000.00	56,208,810.39	
Total in GS FSGF	308,527,851.34	1,327,138.54	348,897,437.77	(1,000,000.00)	383,606,861.70	274,145,565.95	
Total in Treasury SLGS	115,125,407.28	-	245,000,000.00		115,125,407.28	245,000,000.00	
Total in Fed Agencies and Treasuries	518,905,128.19	-	122,885,294.28	-	208,178,174.31	433,612,248.16	
Total Invested	1,004,037,864.33	1,536,471.41	716,782,732.05	-	713,390,443.29	1,008,966,624.50	

All Investments in the portfolio are in compliance with the CTRMA's Investment policy and the relevant provisions of the Public Funds Investment Act Chapter 2256.023

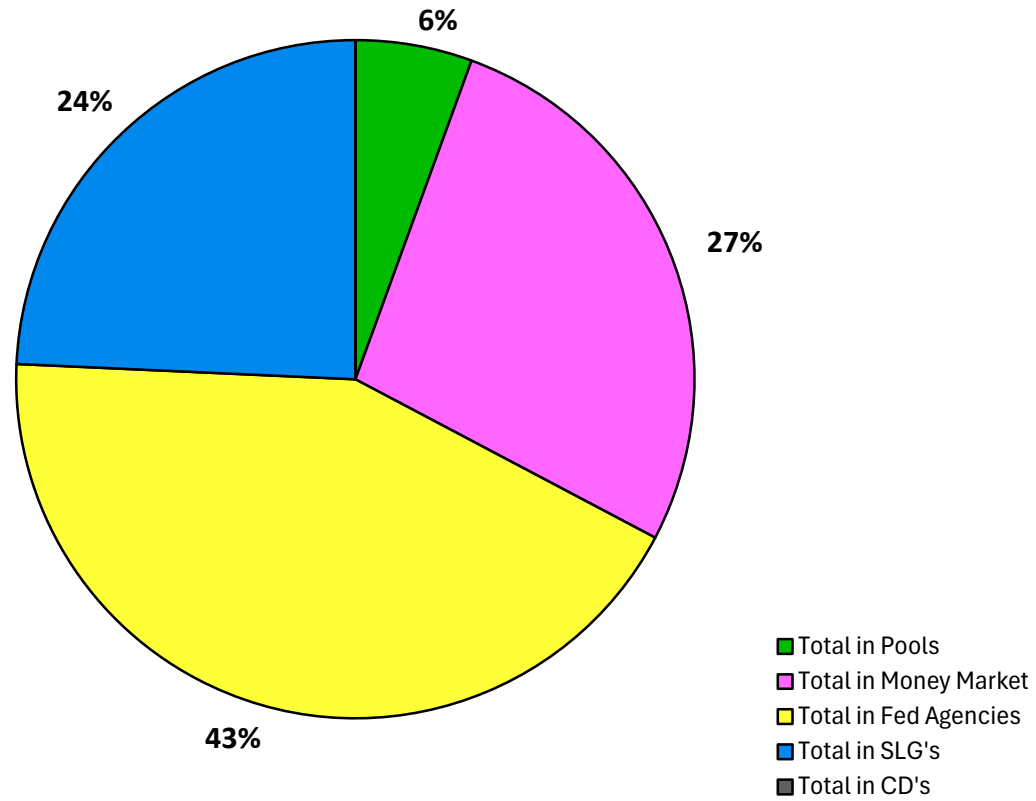
José Hernández, CFO
Ann Zigmund, Controller

Investments by Fund

Fund	TexSTAR	TexSTAR-Trustee	Goldman Sachs	Agencies/ Treasuries	Balance
Renewal and Replacement Fund	8.69		1.89		10.58
Grant Fund	493,789.52		393,785.45	10,000,000.00	10,887,574.97
Senior Debt Service Reserve Fund	419,692.10		460,947.49	114,173,280.18	115,053,919.77
2010 Senior Lien Debt Service			3,076,703.13		3,076,703.13
2011 Sr Debt Service t			2,527,560.43		2,527,560.43
2013 Sr Debt Service t			43,457.89		43,457.89
2013 Sub Debt Service			34,202.74		34,202.74
2013 Sub Debt Service Reserve Fund	848,031.46		133.28		848,164.74
2015 Sr Debt Service			4,653,370.15		4,653,370.15
2016 Sr Lien Rev Refunding Debt Service			7,370,692.97		7,370,692.97
2016 Sub Lien Rev Refunding Debt Service			1,691,551.85		1,691,551.85
2016 Sub Lien Rev Refunding DSR			948,194.08	6,537,152.75	7,485,346.83
Operating Fund	14,771,096.06	2,782,472.58	3,874,358.39		21,427,927.03
Revenue Fund			11,271,897.82		11,271,897.82
General Fund	34,746,377.14		6,367,614.37	157,934,853.32	199,048,844.83
71E Revenue Fund			3,347,490.00	29,737,726.50	33,085,216.50
MoPac Revenue Fund			-		-
MoPac General Fund			6,806,103.82	9,999,374.37	16,805,478.19
MoPac Operating Fund			2,263,384.26		2,263,384.26
MoPac Loan Repayment Fund			1,326,904.82		1,326,904.82
2015B Project	380,089.33		5,909,322.11		6,289,411.44
2015 TIFIA Project	755,107.33		88,122.76	40,000,000.00	40,843,230.09
2011 Sr Financial Assistance Fund	16.70		141.45		158.15
2018 Sr Lien Debt Service			1,081,267.36		1,081,267.36
2018 Sr Lien Project Cap I			-		-
2018 Sr Lien Project	1,012,129.48		13,629,253.85		14,641,383.33
2020A Senior Lien Debt Service			846,375.03		846,375.03
2020B Senior Lien Debt Service			1,120,365.45		1,120,365.45
2020C Senior Lien Debt Service			2,981,166.72		2,981,166.72
2020D Sub Lien Debt Service			2,063,308.17		2,063,308.17
2020D Sub Debt Service Reserve Fund			879,128.43	7,805,555.52	8,684,683.95
2020E Senior Lien Project			116,756,502.07		116,756,502.07
2020E Senior Lien Project Cap Interest			11,876,504.15		11,876,504.15
2020F Sub Lien Project			-		-
2020F Sub Lien Deb Service			1,735,156.97		1,735,156.97
2020G Sub Lien Debt Service			798,946.83		798,946.83
2020G Sub Lien Debt Service Reserve			1,344,630.20	2,927,083.32	4,271,713.52
2021A Sub Lien Debt Service Reserve			1,425,939.93	19,497,222.20	20,923,162.13
2021A Sub Debt Service			3,400,941.93		3,400,941.93
2021B Senior Lien Cap I Project Fund			31,410,452.46		31,410,452.46
2021B Senior Lien Project			2,806,000.95	245,000,000.00	247,806,000.95
2021B Senior Lien Cap I Debt Service Acct			9,272.17		9,272.17
2021C Sub Lien Cap I Project Fund			1,444.61	35,000,000.00	35,001,444.61
2021C Sub Lien Project			5,459,464.92		5,459,464.92
2021C Sub Lien Debt Service			3,775,252.76		3,775,252.76
2021D Senior Lien Debt Service			3,939,346.53		3,939,346.53
2021E Senior Lien Debt Service			4,348,903.31		4,348,903.31
Totals	53,426,337.81	2,782,472.58	274,145,565.95	678,612,248.16	1,008,966,624.50

4/30/2024

Allocation of Funds



Bank	Fund	Cost	Cummulative Amortization	Book Value	Maturity Value	Interest Income		
						Accrued Interest	Amortization	Interest Earned
6180005349	2015TIFIAP	30,000,000.00		30,000,000.00	30,000,000.00			682,500.00
6180000120	GENERAL	44,963,937.40		44,963,937.40	47,150,000.00	3,864.75		62,802.25
6180000059	SENLIENSR	45,000,000.00		45,000,000.00	45,000,000.00			1,192,500.00
1001021273	2021BPROJ	35,000,000.00		35,000,000.00	35,000,000.00			-
6180000120	GENERAL	9,960,128.90		9,960,128.90	10,000,000.00	27,777.78		277,777.78
6180000120	GENERAL	9,960,128.90		9,960,128.90	10,000,000.00	27,777.78		277,777.78
6180000059	SENLIENSR	20,000,000.00		20,000,000.00	20,000,000.00	22,222.22		522,222.22
6180000120	GENERAL	20,000,000.00		20,000,000.00	20,000,000.00			477,000.00
6180000059	SENLIENSR	20,000,000.00		20,000,000.00	20,000,000.00			477,000.00
6180000059	SENLIENSR	19,499,657.96		19,499,657.96	20,000,000.00			
1001021543	2021A DSRF	19,497,222.20		19,497,222.20	20,000,000.00			
6180000120	GENERAL	19,494,444.40		19,494,444.40	20,000,000.00			
1001017484	2020D SUB DSRF	7,805,555.52		7,805,555.52	8,000,000.00			
1001021540	2020G SUB DSRF	2,927,083.32		2,927,083.32	3,000,000.00			
6180006366	2016D SUB DSRF	6,537,152.75		6,537,152.75	6,700,000.00			
1001001935	MOPAC GENL	9,999,374.37		9,999,374.37	10,000,000.00			
6180000157	TXDOTGRANT	10,000,000.00		10,000,000.00	10,000,000.00			
6180000120	GENERAL	11,882,736.42		11,882,736.42	12,000,000.00	113,036.99		
6180000120	GENERAL	41,501,020.00		41,501,020.00	43,000,000.00			
6180005349	2015TIFIAP	10,000,000.00		10,000,000.00	10,000,000.00			
6180000059	SENLIENSR	9,651,400.00		9,651,400.00	10,000,000.00			
6146001086	71E REVENU	14,639,926.50		14,639,926.50	14,670,000.00	97,800.00		
6146001086	71E REVENU	15,000,000.00		15,000,000.00	15,000,000.00			
		433,319,768.64	-	433,319,768.64	439,520,000.00	292,479.52	-	3,969,580.03

Goldman Sachs County Road Escrow Funds

	Balance	Accrued			Balance
	3/31/2024	Interest	Additions	Withdrawals	4/30/2024
Travis County Escrow Fund - Elroy Road	3,075,927.33	13,606.95		2,976.96	3,086,557.32
Travis County Escrow Fund - Ross Road	163,903.24	735.58		774.55	163,864.27
Travis County Escrow Fund - Old San Antonio Road	9,944.46	43.91		8,114.29	1,874.08
Travis County Escrow Fund - Old Lockhart Road	133,906.56	591.33		260.04	134,237.85
Travis County Escrow Fund - County Line Road	5,283,657.47	23,743.99		1,267,569.07	4,039,832.39
Travis County Escrow Fund - South Pleasant Valley Road	286,544.70	1,294.46		6,222.18	281,616.98
Travis County Escrow Fund - Thaxton Road	85,087.97	399.36		666.26	84,821.07
Travis County Escrow Fund - Pearce Lane Road	248,870.74	1,137.06		4,045.27	245,962.53
	9,287,842.47	41,552.64	-	1,290,628.62	8,038,766.49

State and Local Government Series as of 4/30/24

Bank	Fund	Agency	Arbitrage Yield	CUSIP	Yield	Purchased Date	Purchase Value	Beginning	Accrued Interest	Withdrawals	End Value
1001021281	2021CPROJ	State and Local Government Series (SLGS)	1.831%	99SLA1060	4.18%	4/23/2024	35,000,000.00	35,000,000.00	-	-	35,000,000.00
1001021273	2021BPROJ	State and Local Government Series (SLGS)	1.831%	99SLA1078	4.18%	4/23/2024	210,000,000.00	210,000,000.00	-	-	210,000,000.00
											-
											-
							245,000,000.00	245,000,000.00	-	-	245,000,000.00



PERFORMANCE

As of April 30, 2024

Current Invested Balance	\$ 11,388,285,240.44
Weighted Average Maturity (1)	38 Days
Weighted Average Life (2)	69 Days
Net Asset Value	0.999885
Total Number of Participants	1031
Management Fee on Invested Balance	0.06%*
Interest Distributed	\$ 50,330,653.62
Management Fee Collected	\$ 561,278.00
% of Portfolio Invested Beyond 1 Year	4.59%
Standard & Poor's Current Rating	AAAm

April Averages

Average Invested Balance	\$ 11,412,963,252.56
Average Monthly Yield, on a simple basis	5.3057%
Average Weighted Maturity (1)	35 Days
Average Weighted Life (2)	65 Days

Definition of Weighted Average Maturity (1) & (2)

(1) This weighted average maturity calculation uses the SEC Rule 2a-7 definition for stated maturity for any floating rate instrument held in the portfolio to determine the weighted average maturity for the pool. This Rule specifies that a variable rate instruction to be paid in 397 calendar days or less shall be deemed to have a maturity equal to the period remaining until the next readjustment of the interest rate.

(2) This weighted average maturity calculation uses the final maturity of any floating rate instruments held in the portfolio to calculate the weighted average maturity for the pool.

The maximum management fee authorized for the TexSTAR Cash Reserve Fund is 12 basis points. This fee may be waived in full or in part in the discretion of the TexSTAR co-administrators at any time as provided for in the TexSTAR Information Statement.

Rates reflect historical information and are not an indication of future performance.

NEW PARTICIPANTS

We would like to welcome the following entities who joined the TexSTAR program in April:

- * Chambers County Emergency Services District No. 1
- * Franklin County Water District
- * Fort Bend County Municipal Utility District No. 198
- * Jefferson County Emergency Services District No. 1
- * City of Marshall
- * City of Merkel
- * Midland Independent School District

HOLIDAY REMINDER

In observance of **Memorial Day, TexSTAR will be closed on Monday, May 27, 2024.** All ACH transactions initiated on Friday, May 24th will settle on Tuesday, May 28th. Notification of any early transaction deadlines on the business day preceding this holiday will be sent by email to the primary contact on file for all TexSTAR participants. Please plan accordingly for your liquidity needs.

ECONOMIC COMMENTARY

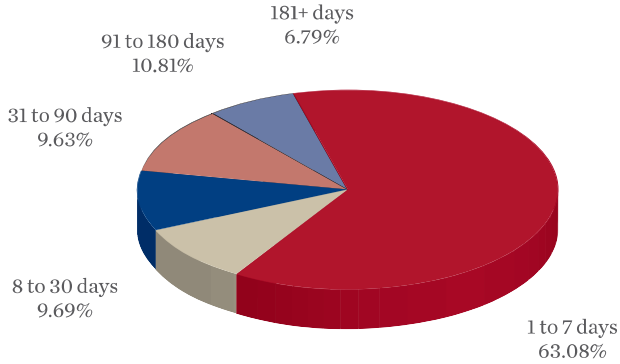
Market review

March inflation data ignited angst for markets. While we received stickier January and February inflation, hotter than expected inflation prints for March raised questions about whether the path to the 2% target is still encountering “bumps” along the road, or a more problematic trend higher. Resilient consumers, bolstered by the unwavering strength in labor markets, continued to spend, despite higher prices and interest rates. As the month progressed, strong growth, tight labor markets, and stubborn inflation eroded market expectations for rate cuts to begin in June while Federal Reserve (Fed) members indicated that rates may remain high for longer. The U.S. economy grew at a 1.6% seasonally adjusted annualized rate in the first quarter, falling short of expectations for 2.5% growth. However, volatile components like trade and inventories, which often swing up and down in consecutive quarters, significantly impacted this slowdown. Excluding those components, the economy grew at a healthy 3.1% rate — slightly above last year’s average. Consumer spending rose 2.5% as spending on services more than offset a decline in goods spending. This growth was supported by a healthy labor market. The March employment report provided fresh evidence of this momentum. Nonfarm payrolls rose by an impressive 303,000, handily beating expectations, while revisions to the prior two months added another 22,000 in jobs. Most sectors added jobs this month, with the most outsized gains seen in government and health care. In the household survey, the labor force increased by 469,000, and the unemployment rate ticked down to 3.8%.

(continued page 4)

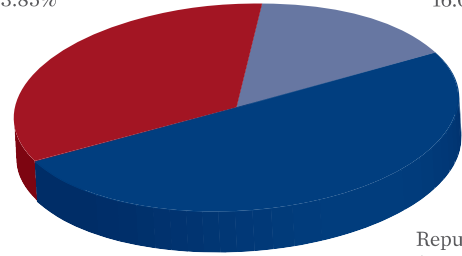
INFORMATION AT A GLANCE

PORTFOLIO BY TYPE OF INVESTMENT AS OF APRIL 30, 2024

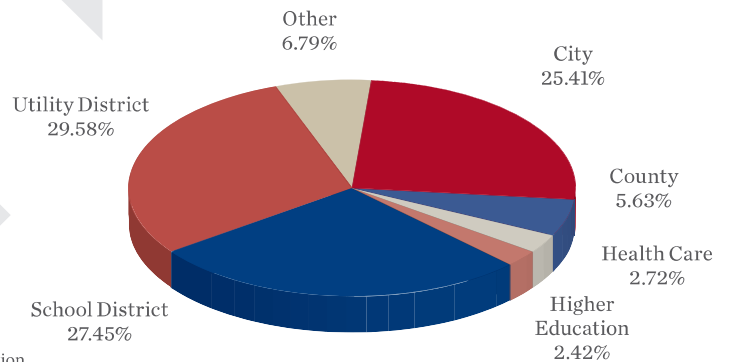


Treasuries
33.85%

Agencies
16.02%



PORTFOLIO BY MATURITY AS OF APRIL 30, 2024 (1)



DISTRIBUTION OF PARTICIPANTS BY TYPE AS OF APRIL 30, 2024

(1) Portfolio by Maturity is calculated using WAM (1) definition for stated maturity. See page 1 for definition

HISTORICAL PROGRAM INFORMATION

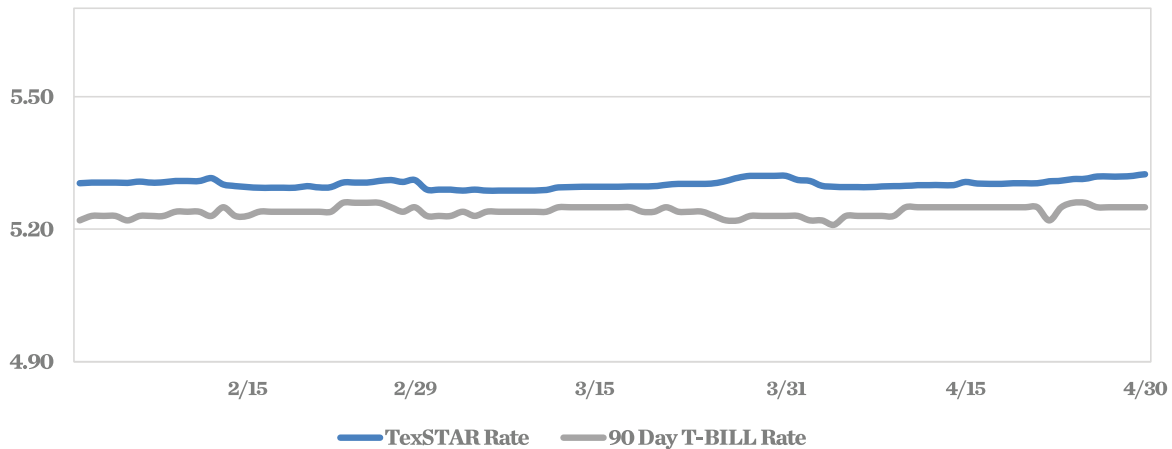
MONTH	AVERAGE RATE	BOOK VALUE	MARKET VALUE	NET ASSET VALUE	WAM (1)	WAL (2)	NUMBER OF PARTICIPANTS
Apr 24	5.3057%	\$11,388,285,240.44	\$11,386,977,182.36	0.999885	35	65	1031
Mar 24	5.2986%	11,373,415,394.49	11,372,687,872.41	0.999936	36	68	1025
Feb 24	5.3035%	11,928,691,803.89	11,927,911,436.19	0.999934	36	69	1024
Jan 24	5.3200%	11,483,316,119.03	11,483,741,551.85	1.000037	42	77	1024
Dec 23	5.3378%	10,557,076,424.02	10,557,101,303.24	0.999972	44	85	1037
Nov 23	5.3307%	10,148,883,026.83	10,148,191,305.12	0.999931	33	74	1034
Oct 23	5.3231%	10,017,668,653.01	10,016,121,800.83	0.999845	29	69	1031
Sep 23	5.3105%	9,992,445,950.80	9,990,730,955.61	0.999816	29	56	1028
Aug 23	5.2974%	10,207,693,267.12	10,205,377,223.94	0.999773	26	49	1023
Jul 23	5.1148%	10,852,471,505.08	10,849,665,890.42	0.999741	22	47	1021
Jun 23	5.0764%	10,475,876,514.08	10,473,945,855.73	0.999806	22	50	1020
May 23	5.0471%	10,704,350,596.85	10,702,720,616.60	0.999847	20	45	1019

PORTFOLIO ASSET SUMMARY AS OF APRIL 30, 2024

	BOOK VALUE	MARKET VALUE
Uninvested Balance	\$ 539.90	\$ 539.90
Accrual of Interest Income	12,921,291.19	12,921,291.19
Interest and Management Fees Payable	(50,351,885.08)	(50,351,885.08)
Payable for Investment Purchased	0.00	0.00
Repurchase Agreement	5,729,077,999.94	5,729,077,999.94
Government Securities	5,696,637,294.49	5,695,329,236.41
TOTAL	\$ 11,388,285,240.44	\$ 11,386,977,182.36

Market value of collateral supporting the Repurchase Agreements is at least 102% of the Book Value. The portfolio is managed by J.P. Morgan Chase & Co. and the assets are safekept in a separate custodial account at the Federal Reserve Bank in the name of TexSTAR. The only source of payment to the Participants are the assets of TexSTAR. There is no secondary source of payment for the pool such as insurance or guarantee. Should you require a copy of the portfolio, please contact TexSTAR Participant Services.

TEXSTAR VERSUS 90-DAY TREASURY BILL



This material is for information purposes only. This information does not represent an offer to buy or sell a security. The above rate information is obtained from sources that are believed to be reliable; however, its accuracy or completeness may be subject to change. The TexSTAR management fee may be waived in full or in part at the discretion of the TexSTAR co-administrators and the TexSTAR rate for the period shown reflects waiver of fees. This table represents historical investment performance/return to the customer, net of fees, and is not an indication of future performance. An investment in the security is not insured or guaranteed by the Federal Deposit Insurance Corporation or any other government agency. Although the issuer seeks to preserve the value of an investment of \$1.00 per share, it is possible to lose money by investing in the security. Information about these and other program details are in the fund's Information Statement which should be read carefully before investing. The yield on the 90-Day Treasury Bill ("T-Bill Yield") is shown for comparative purposes only. When comparing the investment returns of the TexSTAR pool to the T-Bill Yield, you should know that the TexSTAR pool consists of allocations of specific diversified securities as detailed in the respective Information Statements. The T-Bill Yield is taken from Bloomberg Finance L.P. and represents the daily closing yield on the then current 90-Day T-Bill. The TexSTAR yield is calculated in accordance with regulations governing the registration of open-end management investment companies under the Investment Company Act of 1940 as promulgated from time to time by the federal Securities and Exchange Commission.

DAILY SUMMARY FOR APRIL 2024

DATE	MNY MKT FUND EQUIV. [SEC Std.]	DAILY ALLOCATION FACTOR	INVESTED BALANCE	MARKET VALUE PER SHARE	WAM DAYS (1)	WAL DAYS (2)
4/1/2024	5.3115%	0.000145520	\$11,557,922,642.80	0.999938	34	65
4/2/2024	5.3092%	0.000145457	\$11,530,743,363.57	0.999935	34	65
4/3/2024	5.2983%	0.000145158	\$11,355,180,273.18	0.999939	34	66
4/4/2024	5.2962%	0.000145102	\$11,579,009,960.88	0.999955	33	64
4/5/2024	5.2953%	0.000145076	\$11,519,498,416.45	0.999927	32	63
4/6/2024	5.2953%	0.000145076	\$11,519,498,416.45	0.999927	32	63
4/7/2024	5.2953%	0.000145076	\$11,519,498,416.45	0.999927	32	63
4/8/2024	5.2966%	0.000145111	\$11,549,896,458.73	0.999928	32	63
4/9/2024	5.2976%	0.000145141	\$11,554,037,653.32	0.999945	32	62
4/10/2024	5.2982%	0.000145156	\$11,461,589,495.97	0.999895	34	63
4/11/2024	5.2995%	0.000145192	\$11,481,939,907.90	0.999900	33	63
4/12/2024	5.3001%	0.000145208	\$11,538,055,383.76	0.999895	32	61
4/13/2024	5.3001%	0.000145208	\$11,538,055,383.76	0.999895	32	61
4/14/2024	5.3001%	0.000145208	\$11,538,055,383.76	0.999895	32	61
4/15/2024	5.3068%	0.000145393	\$11,575,749,913.72	0.999897	34	62
4/16/2024	5.3038%	0.000145310	\$11,403,193,473.58	0.999904	36	66
4/17/2024	5.3027%	0.000145280	\$11,347,021,338.84	0.999895	36	66
4/18/2024	5.3030%	0.000145289	\$11,293,395,713.49	0.999872	37	67
4/19/2024	5.3039%	0.000145312	\$11,262,628,950.08	0.999871	36	65
4/20/2024	5.3039%	0.000145312	\$11,262,628,950.08	0.999871	36	65
4/21/2024	5.3039%	0.000145312	\$11,262,628,950.08	0.999871	36	65
4/22/2024	5.3083%	0.000145433	\$11,261,875,723.56	0.999893	36	65
4/23/2024	5.3097%	0.000145471	\$11,392,821,257.38	0.999898	36	66
4/24/2024	5.3135%	0.000145574	\$11,361,939,458.01	0.999890	36	67
4/25/2024	5.3140%	0.000145590	\$11,339,715,307.33	0.999872	38	69
4/26/2024	5.3192%	0.000145731	\$11,246,271,422.03	0.999876	37	68
4/27/2024	5.3192%	0.000145731	\$11,246,271,422.03	0.999876	37	68
4/28/2024	5.3192%	0.000145731	\$11,246,271,422.03	0.999876	37	68
4/29/2024	5.3212%	0.000145785	\$11,255,217,877.20	0.999899	36	67
4/30/2024	5.3247%	0.000145881	\$11,388,285,240.44	0.999885	38	69
Average	5.3057%	0.000145361	\$11,412,963,252.56		35	65



ECONOMIC COMMENTARY (cont.)

Despite this strength, imbalances between labor supply and demand have eased. According to the Job Openings and Labor Turnover Survey, the number of job openings declined from 8.8 million in February to 8.5 million in March. Elsewhere, wage growth rose to 0.3% m/m and moderated to 4.1% year-over-year (y/y). The March CPI report came in stronger than expected, with many of the usual suspects driving the bulk of this strength. Headline CPI rose 0.4% m/m and 3.5% y/y, its fastest annual increase since September 2023, while core CPI rose 0.4% m/m and 3.8% y/y. Core services remained problematic, specifically shelter and auto insurance, up 0.4% m/m and 2.6% m/m, respectively. Energy prices rose for a second consecutive month, while food inflation remained relatively benign. Elsewhere, lower vehicle prices offset a spike in apparel prices, allowing core goods disinflation to continue. Similarly, the headline and core Personal Consumption Expenditures Price Index (PCE) rose by a hotter than expected 2.7% and 2.8% y/y, respectively.

At its May 1st meeting, the Federal Open Market Committee (FOMC) voted to leave the federal funds rate unchanged at a target range of 5.25%-5.50% for a sixth consecutive meeting. The statement added a new sentence that acknowledged the recent stalling in the broad disinflationary trend, but also maintained the language stating the Committee does not anticipate it will cut rates until it is confident inflation is headed towards 2%. Elsewhere in the statement, the Federal Reserve (Fed) noted that it will slow the pace of quantitative tightening (QT) beginning in June by reducing the monthly redemption cap on Treasury securities from \$60bn to \$25bn and maintaining the \$35bn cap on agency mortgage-backed securities (MBS), though it did not state when QT would end. The Committee will reinvest securities maturing in excess of these caps into U.S. Treasuries.

This statement was not much of a surprise to investors as recent Fed speech had acknowledged the lack of progress on inflation and the desire to maintain the current level of policy rates for longer. As such, Treasury yields increased. The three-month Treasury bill yield modestly rose 3 basis points (bps) to end the month at 5.40%, and the six-month Treasury bill yield rose 8 bps to 5.40%. One- and two-year Treasury yields increased more significantly, up 21 bps and 42 bps to 5.24% and 5.04%, respectively.

Outlook

Having started 2024 with the market pricing almost seven quarter-point policy rate cuts from the Fed this year, expectations are now for significantly fewer cuts, with some talk that there may not be any cuts at all. The “last mile” of disinflation has proven to be the hardest. CPI inflation has been accelerating recently, with core PCE inflation up in 1Q24, and the Employment Cost Index (ECI) climbing a stronger-than-expected 1.2% — its largest gain in a year. While inflation has come down significantly from its highs in 2022, there are tentative signs that it is not falling fast enough to allow the Fed to cut rates as soon, or by as much, as they had initially indicated in the Summary of Economic Projections provided in March. However, it appears the FOMC continues to believe the current level of policy rates is restrictive, as evidenced by the moderation in labor demand, making the potential for further rate hikes unlikely.

That said, given the underlying strength in consumption and the relative tightness of labor markets, we anticipate that the Fed is likely to hold the policy rate on pause until they are confident that inflation is back on track to the 2% target. It seems clear that the FOMC remains biased to eventually cut rates, but the timing and cadence of policy easing will be determined by how inflation develops over the next few months. We now believe there may be only one rate cut this year, most likely after the presidential election. We expect economic growth to continue to moderate from the robust pace experienced last year, setting the stage for a soft landing.

This information is an excerpt from an economic report dated April 2024 provided to TexSTAR by JP Morgan Asset Management, Inc., the investment manager of the TexSTAR pool.



TEXSTAR BOARD MEMBERS

Monte Mercer	North Central TX Council of Government	Governing Board President
David Pate	Richardson ISD	Governing Board Vice President
David Medanich	Hilltop Securities	Governing Board Secretary
Andrew Linton	J.P. Morgan Asset Management	Governing Board Asst. Sec./Treas
Brett Starr	City of Irving	Advisory Board
Sandra Newby	Tarrant Regional Water Dist/Non-Participant	Advisory Board
Ron Whitehead	Qualified Non-Participant	Advisory Board

The material provided to TexSTAR from J.P. Morgan Asset Management, Inc., the investment manager of the TexSTAR pool, is for informational and educational purposes only, as of the date of writing and may change at any time based on market or other conditions and may not come to pass. While we believe the information presented is reliable, we cannot guarantee its accuracy. HilltopSecurities is a wholly owned subsidiary of Hilltop Holdings, Inc. (NYSE: HTH) located at 717 N. Hardwood Street, Suite 3400, Dallas, TX 75201, (214) 859-1800. Member NYSE/FINRA/SIPC. Past performance is no guarantee of future results. Investment Management Services are offered through J.P. Morgan Asset Management Inc. and/or its affiliates. Marketing and Enrollment duties are offered through HilltopSecurities and/or its affiliates. HilltopSecurities and J.P. Morgan Asset Management Inc. are separate entities.



CENTRAL TEXAS REGIONAL
MOBILITY AUTHORITY

May 29, 2024
AGENDA ITEM #6

Discuss and consider the Executive Director’s recommendation for award of a contract for general engineering consulting services

Strategic Plan Relevance: Stewardship
Department: Engineering
Contact: Mike Sexton, P.E., Director of Engineering
Associated Costs: TBD
Funding Source: Project Funds/General Fund/Operating Fund/Bond Sale Funds
Action Requested: Consider and act on draft resolution

Summary:

The Mobility Authority entered into an agreement with Atkins North America, Inc. for general engineering consulting (GEC) services on December 19, 2017. The termination date of that agreement is December 31, 2024.

Staff initiated procurement efforts for GEC services with the issuance of a request qualifications (RFQ) on March 7, 2024. A chronology is provided below:

March 7, 2024	Issued Request for Qualifications (RFQ)
April 12, 2024	RFQ Response Deadline
April 29, 2024	Final Scoring of Responses to the RFQ

The following three firms submitted statements of qualifications (SOQs):

- AtkinsRealis
- HDR Engineering, Inc.
- LJA Engineering, Inc.

Scoring was based upon an evaluation of the SOQs. An overview of the process, scoring and recommendation will be presented at the Board meeting.

Action requested/Staff Recommendation: Staff recommends that the Board award the contract for GEC services and authorize the Executive Director to negotiate a contract with the recommended GEC.

Backup provided: Draft Resolution

**GENERAL MEETING OF THE BOARD OF DIRECTORS
OF THE
CENTRAL TEXAS REGIONAL MOBILITY AUTHORITY**

RESOLUTION NO. 24-0XX

**AWARD A CONTRACT FOR GENERAL
ENGINEERING CONSULTING SERVICES**

WHEREAS, in anticipation of the expiration of the current agreement for general engineering consulting services with AtkinsRéalis (formerly known as Atkins North America), the Executive Director initiated a procurement for a consultant to provide general engineering services to the Mobility Authority; and

WHEREAS, the Mobility Authority issued a request for qualifications to firms interested in providing general engineering consulting services to the Mobility Authority on March 7, 2024; and

WHEREAS, on April 12, 2024, the Mobility Authority received responses to its request for qualifications from three eligible firms; and

WHEREAS, Mobility Authority staff reviewed and evaluated the responses in accordance with the procedures set forth in the request for qualifications and the Mobility Authority Policy Code; and

WHEREAS, based on the results of the evaluation, the Executive Director recommends that the Board select and authorize negotiation of a contract for general engineering consulting services with _____.

NOW THEREFORE, BE IT RESOLVED that the Board hereby approves the selection of _____ to provide general engineering consulting services to the Mobility Authority; and

BE IT FURTHER RESOLVED that the Executive Director is authorized to negotiate a general engineering consulting services contract with _____. If the Executive Director and _____ cannot agree on the terms of a contract, the Executive Director may elect not to contract with _____, and may enter into negotiations with the next most highly ranked respondent as provided in Section 401.27 of the Mobility Authority Policy Code; and

BE IT FURTHER RESOLVED that once an agreement is reached, the Executive Director shall present that proposed contract to the Board for its approval.

Adopted by the Board of Directors of the Central Texas Regional Mobility Authority on the 29th day of May 2024.

Submitted and reviewed by:

Approved:

James M. Bass
Executive Director

Robert W. Jenkins, Jr.
Chairman, Board of Directors



CENTRAL TEXAS REGIONAL
MOBILITY AUTHORITY

May 29, 2024
AGENDA ITEM #7

183A Phase III Project update

Strategic Plan Relevance: Stewardship, Service & Safety
Department: Engineering
Contact: Mike Sexton, Director of Engineering
Associated Costs: N/A
Funding Source: N/A
Action Requested: Briefing and Board Discussion Only

Description/Background:

Presentation on project under construction, 183A Phase III Project.

Backup provided: None



CENTRAL TEXAS REGIONAL
MOBILITY AUTHORITY

MAY 29, 2024
AGENDA ITEM #8

183 North Project Update

Strategic Plan Relevance: Stewardship, Service & Safety
Department: Engineering
Contact: Mike Sexton, Director of Engineering
Associated Costs: N/A
Funding Source: N/A
Action Requested: Briefing and Board Discussion Only

Description/Background: Presentation on project under construction, 183 North Project.

Backup provided: None



CENTRAL TEXAS REGIONAL
MOBILITY AUTHORITY

MAY 29, 2024
AGENDA ITEM #9

Draft FY 2025 Budget

Strategic Plan Relevance: Stewardship, Collaboration, Innovation, Service & Safety

Department: Executive Director

Contact: James M. Bass, Executive Director

Associated Costs: N/A

Funding Source: N/A

Action Requested: Briefing and Board Discussion Only

Description/Background: Presentation on the draft FY 2025 Operating Budget.

Backup provided: None



CENTRAL TEXAS REGIONAL
MOBILITY AUTHORITY

MAY 29, 2024
AGENDA ITEM #10

Draft FY Capital Plan

Strategic Plan Relevance: Stewardship, Collaboration, Innovation, Service & Safety

Department: Executive

Contact: James M. Bass, Executive Director

Associated Costs: N/A

Funding Source: N/A

Action Requested: Briefing and Board Discussion Only

Description/Background: Presentation on the draft Capital Plan.

Backup provided: None



CENTRAL TEXAS REGIONAL
MOBILITY AUTHORITY

May 29, 2024
AGENDA ITEM #11

Executive Director Board Report

Strategic Plan Relevance: Stewardship, Collaboration, Innovation, Service & Safety

Department: Executive

Contact: James M. Bass, Executive Director

Associated Costs: N/A

Funding Source: N/A

Action Requested: Briefing and Board Discussion Only

Project Description/Background:

Executive Director Report.

- A. Recent agency staff activities.
- B. Board Member requested updates.
 - i. Hays County SH45 Gap Project.
 - ii. Meeting on possible improvements to Bee Caves and MoPac intersection
- C. Agency performance metrics.
 - i. Roadway Performance
 - ii. Call-Center Performance

Backup provided: None



CENTRAL TEXAS REGIONAL
MOBILITY AUTHORITY

May 29, 2024
AGENDA ITEM #12

Executive Session

Executive Session:

Discuss the acquisition of one or more parcels or interests in real property need for a Mobility Authority headquarters, including facilities for traffic and incident management and other agency functions, pursuant to §551.071 (Consultation with Attorney) and §551.072 (Deliberation Regarding Real Property; Closed Meeting).



CENTRAL TEXAS REGIONAL
MOBILITY AUTHORITY

May 29, 2024
AGENDA ITEM #13

Executive Session

Executive Session:

Discuss legal issues related to claims by or against the Mobility Authority; pending or contemplated litigation and any related settlement offers; or other matters as authorized by §551.071 (Consultation with Attorney).



CENTRAL TEXAS REGIONAL
MOBILITY AUTHORITY

May 29, 2024
AGENDA ITEM #14

Executive Session

Executive Session:

Discuss legal issues relating to procurement and financing of Mobility Authority transportation projects and toll system improvements, as authorized by §551.071 (Consultation with Attorney).



CENTRAL TEXAS REGIONAL
MOBILITY AUTHORITY

May 29, 2024
AGENDA ITEM #15

Executive Session

Executive Session:

Discuss personnel matters related to the executive director's employment agreement, as authorized by §551.074 (Personnel Matters).



CENTRAL TEXAS REGIONAL
MOBILITY AUTHORITY

May 29, 2024
AGENDA ITEM #16

Adjourn Meeting

Adjourn Board Meeting.