



**CENTRAL TEXAS
Regional Mobility Authority**

AGENDA ITEM #3 SUMMARY

Presentation of draft budget for Fiscal Year
2015-2016

Strategic Plan Relevance: Regional Mobility

Department: Finance

Associated Costs: N/A

Funding Source: N/A

Board Action Required: NO

Description of Matter:

A detailed presentation regarding the proposed FY 2016 budget will be made at the Board meeting. A few key assumptions and highlights regarding the budget are listed below:

- Revenue increased by 21.35% primarily due to increased transactions and continued ramp up of the Manor Expressway project that opened in May of 2014.
- Expenses increased by 6.14% or \$5.3 million. The increase is primarily due to funding the new maintenance contract, replacement of the video system on 183A, the addition of 4 new positions and increases in non-cash items such as depreciation expense. Approximately \$2 million of the increase is for toll collection and processing costs due to increase in transactions.
- Debt service remained level from FY 2015 at approximately \$44 million. The Mobility Authority has a planned program to utilize funding from the TxDOT Financial Assistance Agreement and savings from the 2011 bond issue to phase in the operating funding of debt service through FY 2017. The reconciliation in the Consolidated Summary shows the flow of funds.
- Due to the phase in program above, the budget reflects a full year funding of operating expenses per Board policy. The Authority will need to continue to build the cash reserve balance to meet the operating reserve requirements in the future as the other funding sources for the Manor Expressway debt are phased out.
- The budget includes one position added in the Engineering Services department for maintenance support, a position in Toll Operations for internal information technology management, a Communications Director and an administrative position to support both Toll Operations and Finance.

- The flow of funds allows the allocation of an additional \$2,300,000 to fund the gap for the 183/183A intersection project

Attached documentation for reference:

Draft Budget for FY 2016

Contact for further information:

Bill Chapman, Chief Financial Officer

Cindy Demers, Controller

FY 2016

PROPOSED OPERATING BUDGET

May 22, 2015



CENTRAL TEXAS
Regional Mobility Authority

Table of Contents

Consolidated Revenues and Expenses

Summary of Expenses	1
Non-Cash Expenses	4
Consolidated Line Item Detail	5

Department Budgets

Administration	9
Financial Services	12
Debt Service	15
Toll Operations.....	17
Communications	21
Law Department.....	24
Engineering.....	27

Consolidated Staffing Schedule	30
---	-----------

Capital, Renewal and Replacement and 183/183A Intersection Budgets	31
---	-----------

System Operating Budget	32
--------------------------------------	-----------

Debt Service Schedule.....	33
-----------------------------------	-----------

Central Texas Regional Mobility Authority
FY 2016 Consolidated System Summary of Revenue, Expenses and Cash Flow

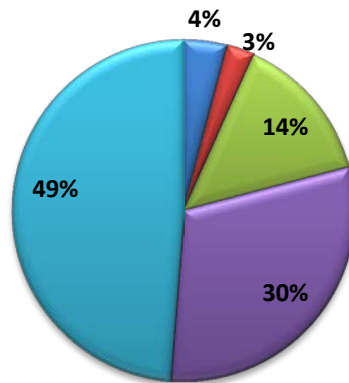
	FY 2014 Adopted Budget	FY 2015 Adopted Budget	FY 2016 Proposed Budget
Revenues			
<i>Operating Revenue:</i>			
Toll Revenue	\$ 32,605,238	\$ 34,496,073	\$ 45,179,910
Video Tolls	7,963,090	12,962,625	13,876,165
Fee Revenue	2,484,265	4,181,074	3,356,500
Total Operating Revenue	<u>\$ 43,052,593</u>	<u>\$ 51,639,772</u>	<u>\$ 62,412,575</u>
<i>Other Revenue:</i>			
Interest Income	180,000	180,000	250,000
Grant Revenue	1,236,000	2,399,600	3,130,258
Misc Revenue	92,500	-	-
Total Other Revenue	<u>\$ 1,508,500</u>	<u>\$ 2,579,600</u>	<u>\$ 3,380,258</u>
Total Revenue	<u><u>\$ 44,561,093</u></u>	<u><u>\$ 54,219,372</u></u>	<u><u>\$ 65,792,833</u></u>
Expenses			
<i>Administrative, Operating and Financing</i>			
Salaries and Benefits	(2,444,026)	(3,296,111)	(3,751,064)
Administrative Expenses	(1,165,968)	(2,323,550)	(2,423,925)
Operations and Maintenance	(6,507,972)	(10,100,710)	(13,079,159)
Other Expenses	(20,092,191)	(26,584,700)	(27,958,000)
Non Operating Expenses	(34,593,482)	(44,499,714)	(44,925,046)
Total Expenses	<u>\$ (64,803,640)</u>	<u>\$ (86,804,785)</u>	<u>\$ (92,137,194)</u>
<i>Plus: Non Cash Expenses</i>			
Amortization Expense		120,000	1,305,000
Depreciation Expense		22,274,000	24,758,000
Bond Issuance Expense		50,000	200,000
Accreted Interest - CABS		3,465,755	4,841,109
Total Non Cash Expenses		<u>\$ 25,909,755</u>	<u>\$ 31,104,109</u>
<i>Plus: 2011 Bond Interest Expense</i>			
funded from other one-time sources			17,893,212
Less: Cash Outlays			
Operating Capital Budget			(57,000)
Debt Service - Principal Due			(5,175,000)
Payoff Regions Note			(1,730,258)
183/183A Intersection Funding			(2,300,000)
Net Cash Flow			<u>\$ 13,390,702</u>
Estimated Operating Cash Balance - July 1, 2015			39,500,000
Estimated Operating Cash Balance - June 30, 2016			52,890,702
Board Operating Cash Reserve Policy FY 2016			(43,139,879)
Designated for Allocation to Future Debt Service/Reserve Policy			<u><u>\$ 9,750,823</u></u>

FY 2016 Proposed Expenses by Category

Summary of Expenses:

	FY 2014 Adopted Budget	FY 2015 Adopted Budget	FY 2016 Proposed Budget	Increase (Decrease)
Salaries and Benefits	\$ 3,119,051	\$ 3,296,111	\$ 3,751,064	13.80%
Administrative Expenses	1,752,525	2,323,550	2,423,925	4.32%
Operations and Maintenance	7,734,856	10,100,710	13,079,159	29.49%
Other Expenses	12,449,700	26,584,700	27,958,000	5.17%
Non Operating Expenses	21,261,755	44,499,714	44,925,046	0.96%
Total Expenses	\$ 46,317,887	\$ 86,804,785	\$ 92,137,194	6.14%

FY 2016 Proposed Expenses by Category



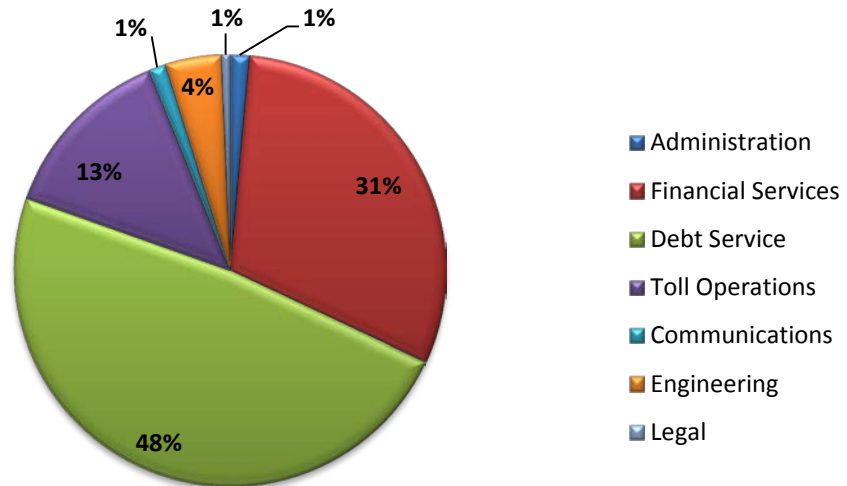
- Salaries and Benefits
- Administrative Expenses
- Operations and Maintenance
- Other Expenses
- Non Operating Expenses

FY 2016 Proposed Expenses by Department

Summary of Expenses:

	FY 2014 Adopted Budget	FY 2015 Adopted Budget	FY 2016 Proposed Budget	Increase (Decrease)
Administration	1,184,864	1,354,398	1,327,468	-1.99%
Financial Services	12,613,318	25,581,106	28,138,220	10.00%
Debt Service	20,796,755	44,384,714	44,660,046	0.62%
Toll Operations	7,690,002	10,989,930	12,362,246	12.49%
Communications	647,743	846,733	1,185,178	39.97%
Engineering	2,796,726	2,979,667	3,897,252	30.79%
Legal	588,479	668,237	566,784	-15.18%
Total Expenses	46,317,887	86,804,785	92,137,194	6.14%

FY 2016 Expenses by Department



System Non Cash Expenditures and Calculation of Operating Fund Reserve

Total FY 2016 Proposed Expenditures \$ 92,137,194

Non Cash Expenditures:

Amortization Expense (1,305,000)

Dep Exp- Furniture & Fixtures	(5,000)
Dep Expense - Equipment	(15,000)
Dep Expense - Autos & Trucks	(10,000)
Dep Expense-Buildng & Toll Fac	(200,000)
Dep Expense-Highways & Bridges	(20,000,000)
Dep Expense-Communic Equip	(250,000)
Dep Expense-Toll Equipment	(3,000,000)
Dep Expense - Signs	(350,000)
Dep Expense-Land Improvemts	(900,000)
Depreciation Expense-Computers	(28,000)

Total Depreciation Expense (24,758,000)

Bond Issuance Expense Operating (200,000)

Accreted Interest CABS (4,841,103)

Total Non Cash Expenditures \$ (31,104,103)

Total Cash Expenditures \$ 61,033,091

Less: 2011 Bond Interest Expense
Funded from Other Sources* (17,893,212)

Total Operating Expenditures for FY 2016 \$ 43,139,879

Estimated Cash - June 30, 2016 52,890,702

Estimated Percent of Operating
Expenditures in Cash Reserve - June 30, 2016 123%

*Represents the annual planned use of other funding sources to support the 2011 Bonds. The amounts will be phased in each fiscal year through 2017.

Central Texas Regional Mobility Authority
FY 2016 Proposed Revenue and Expense by Line Item
All Departments

Account Name	Budget Amount FY 2014	FY 2015 Actual as of 4/30/2015	Budget Amount FY 2015	Proposed Budget FY 2016	% Change From Prior Year
Revenue					
Operating Revenue					
Toll Revenue - 183A	\$ 31,580,251	\$ 24,364,834	\$ 24,210,910	\$ 35,211,463	
Toll Revenue - Manor Expressway	831,820	8,240,404	10,285,163	9,968,447	
Video Tolls - 183A	4,243,980	5,891,402	8,414,300	9,541,998	
Video Tolls - Manor Expressway	452,664	2,071,688	4,548,325	4,334,167	
Fee Revenue - 183A	1,661,750	1,710,293	2,660,832	2,471,500	
Fee Revenue - Manor Expressway	179,820	773,972	1,520,242	885,000	
Total Operating Revenue	38,950,285	43,052,593	51,639,772	62,412,575	20.86%
Other Revenue					
Interest Income	180,000	296,790	180,000	250,000	
Grant Revenue	1,236,000	87,647,808	2,399,600	3,130,258	
Misc Revenue	92,500	15,959	-	-	
Total Other Revenue	1,508,500	87,960,557	2,579,600	3,380,258	31.04%
Total Revenue	\$ 40,458,785	\$ 131,013,150	\$ 54,219,372	\$ 65,792,833	21.35%
Expenses					
Salaries and Benefits					
Salaries					
Salary Expense-Regular	2,185,005	1,816,154	2,286,142	2,710,710	18.57%
Part Time Salary Expense	12,000	-	51,000	36,000	-29.41%
Overtime Salary Expense	3,000	-	3,000	3,000	0.00%
Salary Reserve	50,000	-	40,000	40,000	0.00%
Contractual Employees Expense	5,000	-	-	-	
Total Salaries	2,255,005	1,816,154	2,380,142	2,789,710	17.21%
Benefits					
TCDRS	317,550	246,333	334,167	349,552	4.60%
FICA	102,241	76,450	104,780	109,682	4.68%
FICA MED	31,900	26,549	33,417	34,956	4.61%
Health Insurance Expense	193,060	155,275	223,733	232,154	3.76%
Life Insurance Expense	5,874	3,142	5,903	6,468	9.57%
Auto Allowance Expense	10,200	2,125	10,200	10,200	0.00%
Other Benefits	190,261	117,995	190,809	203,942	6.88%
Total Benefits	851,086	627,869	903,009	946,954	4.87%
Payroll Taxes					
Unemployment Taxes	12,960	3	12,960	14,400	11.11%
Total Payroll Taxes	12,960	3	12,960	14,400	11.11%
Total Salaries and Benefits	3,119,051	2,444,026	3,296,111	3,751,064	13.80%
Administrative					
Administrative and Office Expenses					
Accounting	12,000	6,026	5,000	7,500	50.00%
Auditing	65,000	51,888	70,000	75,000	7.14%
Human Resources	50,000	81,853	50,000	50,000	0.00%
Legal	250,000	128,672	320,000	220,000	-31.25%
IT Services	63,000	42,017	63,000	64,000	1.59%
Internet	6,000	1,257	6,700	1,700	-74.63%
Software Licenses	17,200	18,938	20,200	76,100	276.73%
Cell Phones	10,000	9,301	12,100	13,600	12.40%
Analog Telephone Service	25,000	11,129	25,000	13,000	-48.00%
Overnight Delivery Services	1,700	128	1,700	850	-50.00%
Local Delivery Services	1,150	4	1,150	900	-21.74%

Central Texas Regional Mobility Authority
FY 2016 Proposed Revenue and Expense by Line Item
All Departments

Account Name	Budget Amount FY 2014	FY 2015 Actual as of 4/30/2015	Budget Amount FY 2015	Proposed Budget FY 2016	% Change From Prior Year
Copy Machine	10,000	9,280	8,000	12,000	50.00%
Repair & Maintenance-General	500	3,060	500	1,000	100.00%
Meeting Facilities	250	-	250	250	0.00%
Community Meeting/ Events	5,000	-	5,000	2,000	-60.00%
Meeting Expense	17,300	8,545	17,700	15,000	-15.25%
Public Notices	2,000	-	2,000	2,000	0.00%
Toll Tag Expense	2,700	927	1,550	1,700	9.68%
Parking	3,175	2,660	3,400	3,475	2.21%
Mileage Reimbursement	6,750	4,008	9,750	9,600	-1.54%
Insurance Expense	90,000	76,678	180,000	180,000	0.00%
Rent Expense	400,000	310,076	490,000	525,000	7.14%
Total Administrative and Office Expenses	1,038,725	766,446	1,293,000	1,274,675	-1.42%
Office Supplies					
Books & Publications	6,500	2,122	6,650	5,950	-10.53%
Office Supplies	10,000	7,977	12,000	12,000	0.00%
Computer Supplies	12,500	11,652	12,500	20,200	61.60%
Copy Supplies	2,200	939	2,200	2,200	0.00%
Other Reports-Printing	10,000	553	13,000	13,000	0.00%
Office Supplies-Printed	2,500	1,073	2,700	2,700	0.00%
Misc Materials & Supplies	3,500	676	3,500	3,000	-14.29%
Postage Expense	5,650	523	5,600	5,850	4.46%
Total Office Supplies	52,850	25,514	58,150	64,900	11.61%
Communications and Public Relations					
Graphic Design Services	40,000	5,546	50,000	50,000	0.00%
Website Maintenance	35,000	4,385	65,000	100,000	53.85%
Research Services	50,000	3,881	50,000	50,050	0.10%
Communications and Marketing	140,000	122,838	150,000	250,000	66.67%
Advertising Expense	60,000	53,788	260,000	225,200	-13.38%
Direct Mail	5,000	420	5,000	10,000	100.00%
Video Production	20,000	-	30,000	20,000	-33.33%
Photography	10,000	-	10,000	10,000	0.00%
Radio	10,000	-	10,000	10,000	0.00%
Other Public Relations	2,500	20	27,500	27,500	0.00%
Promotional Items	10,000	6,979	10,000	17,500	75.00%
Displays	5,000	159	5,000	5,000	0.00%
Annual Report printing	7,000	-	10,000	14,000	40.00%
Direct Mail Printing	5,000	-	5,000	11,300	126.00%
Other Communication Expenses	1,000	5,640	1,000	1,500	50.00%
Total Communications and Public Relations	400,500	203,654	688,500	802,050	16.49%
Employee Development					
Subscriptions	1,850	1,297	1,850	1,500	-18.92%
Memberships	34,600	31,199	37,100	37,100	0.00%
Continuing Education	7,300	3,520	5,550	4,550	-18.02%
Professional Development	14,000	4,743	12,200	12,200	0.00%
Other Licenses	700	406	700	950	35.71%
Seminars and Conferences	32,000	26,228	39,000	41,000	5.13%
Travel	89,000	24,488	91,000	88,000	-3.30%
Total Employee Development	179,450	91,882	187,400	185,300	-1.12%
Financing and Banking Fees					
Trustee Fees	8,000	10,213	16,000	16,000	0.00%
Bank Fee Expense	8,000	4,348	10,000	8,000	-20.00%
Continuing Disclosure	4,000	9,441	8,500	10,000	17.65%
Arbitrage Rebate Calculation	6,000	7,970	7,000	8,000	14.29%
Loan Fee Expense	5,000	-	5,000	5,000	0.00%

Central Texas Regional Mobility Authority
FY 2016 Proposed Revenue and Expense by Line Item
All Departments

Account Name	Budget Amount FY 2014	FY 2015 Actual as of 4/30/2015	Budget Amount FY 2015	Proposed Budget FY 2016	% Change From Prior Year
Rating Agency Expense	50,000	46,500	50,000	50,000	0.00%
Total Financing and Banking Fees	81,000	78,472	96,500	97,000	0.52%
Total Administrative	1,752,525	1,165,968	2,323,550	2,423,925	4.32%
Operations and Maintenance					
Operations and Maintenance Consulting					
General Engineering Consultant	675,000	-	520,500	250,000	-51.97%
GEC-Trust Indenture Support	75,000	134,488	69,500	142,000	104.32%
GEC-Financial Planning Support	50,000	7,179	47,000	10,000	-78.72%
GEC-Toll Ops Support	5,000	7,522	60,000	20,000	-66.67%
GEC-Roadway Ops Support	200,000	270,274	187,000	261,000	39.57%
GEC-Technology Support	35,000	-	150,000	15,000	-90.00%
GEC-Public Information Support	10,000	738	1,000	-	-100.00%
GEC-General Support	200,000	288,234	225,000	318,000	41.33%
General System Consultant	175,000	111,927	175,000	175,000	0.00%
Traffic and Revenue Consultant	5,000	43,763	60,000	60,000	0.00%
Total Ops and Maintenance Consulting	1,430,000	864,124	1,495,000	1,251,000	-16.32%
Road Operations and Maintenance					
Roadway Operations	-	-	-	-	
Roadway Maintenance	750,000	420,523	750,000	1,800,000	140.00%
Landscape Maintenance	250,000	138,018	250,000	110,000	-56.00%
Signal & Illumination Maint	-	63,365	-	20,000	
Maintenance Supplies-Roadway	9,175	251	-	30,000	
Tools & Equipment Expense	500	227	500	250	-50.00%
Gasoline	5,500	1,965	6,000	6,000	0.00%
Repair & Maintenance-Vehicles	500	2,558	1,000	1,500	50.00%
Electricity - Roadways	175,000	108,438	180,000	160,000	-11.11%
Total Road Operations and Maintenance	1,190,675	735,345	1,187,500	2,127,750	79.18%
Toll Processing and Collection Expense					
Image Processing	1,260,000	1,898,229	3,000,791	4,527,740	50.88%
Tag Collection Fees	2,013,000	1,803,858	2,318,079	2,823,744	21.81%
Court Enforcement Costs	15,000	20,955	45,000	30,000	-33.33%
DMV Look-up Fees	-	2,754	7,000	4,000	-42.86%
Total Toll Processing and Collections	3,288,000	3,725,795	5,370,870	7,385,484	37.51%
Toll Operations Expense					
Facility maintenance	-	67	-	-	
Emergency Maintenance	10,000	-	10,000	-	-100.00%
Generator Maintenance	20,000	6,300	27,700	10,000	-63.90%
Generator Fuel	9,000	749	6,000	6,000	0.00%
Fire and Burglar Alarm	3,660	370	-	500	
Elevator Maintenance	2,640	290	2,800	2,800	0.00%
Refuse	780	599	800	800	0.00%
Pest Control	1,536	1,988	1,600	1,600	0.00%
Custodial	4,440	2,581	5,440	2,000	-63.24%
Telecommunications	30,000	67,027	40,000	80,000	100.00%
Water	7,500	3,490	7,500	8,000	6.67%
Electricity	5,000	-	-	-	
ETC spare parts expense	30,000	-	130,000	-	-100.00%
Repair & Maintenance Toll Equip	5,000	-	5,000	500,000	9900.00%
Law Enforcement	250,000	188,888	257,500	265,225	3.00%
ETC Maintenance Contract	1,291,625	910,358	1,368,000	1,368,000	0.00%
ETC Development	125,000	-	125,000	-	-100.00%
ETC Testing	30,000	-	60,000	70,000	16.67%
Total Toll Operations	1,826,181	1,182,708	2,047,340	2,314,925	13.07%

Central Texas Regional Mobility Authority
FY 2016 Proposed Revenue and Expense by Line Item
All Departments

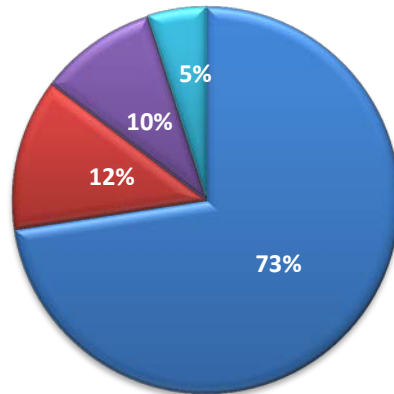
Account Name	Budget Amount FY 2014	FY 2015 Actual as of 4/30/2015	Budget Amount FY 2015	Proposed Budget FY 2016	% Change From Prior Year
Total Operations and Maintenance	7,734,856	6,507,972	10,100,710	13,079,159	29.49%
Other Expenses					
Special Projects and Contingencies					
HERO	1,629,000	1,063,904	1,400,000	1,400,000	0.00%
Special Projects	-	429,757	1,190,000	200,000	-83.19%
Other Contractual Svcs	200	46,609	130,200	130,000	-0.15%
Contingency	150,500	-	170,500	165,000	-3.23%
Total Special Projects and Contingencies	1,779,700	1,540,271	2,890,700	1,895,000	-34.44%
Non Cash Expenses					
Amortization Expense	25,000	222,210	120,000	275,000	129.17%
Amort Expense - Refund Savings	-	856,550	1,300,000	1,030,000	-20.77%
Dep Exp- Furniture & Fixtures	14,000	-	14,000	5,000	-64.29%
Dep Expense - Equipment	17,000	6,657	15,000	15,000	0.00%
Dep Expense - Autos & Trucks	7,000	5,749	7,000	10,000	42.86%
Dep Expense-Buildng & Toll Fac	100,000	147,596	200,000	200,000	0.00%
Dep Expense-Highways & Bridges	9,000,000	13,844,237	19,000,000	20,000,000	5.26%
Dep Expense-Communic Equip	175,000	163,429	200,000	250,000	25.00%
Dep Expense-Toll Equipment	986,000	2,285,699	1,860,000	3,000,000	61.29%
Dep Expense - Signs	175,000	268,643	350,000	350,000	0.00%
Dep Expense-Land Improvemts	160,000	729,154	600,000	900,000	50.00%
Depreciation Expense-Computers	11,000	21,997	28,000	28,000	0.00%
Total Non Cash	10,670,000	18,551,920	23,694,000	26,063,000	10.00%
Total Other Expenses	12,449,700	20,092,191	26,584,700	27,958,000	5.17%
Non Operating Expenses					
Bond issuance expense	400,000	177,924	50,000	200,000	300.00%
Interest Expense	20,796,755	34,369,558	44,384,714	44,660,046	0.62%
Community Initiatives	65,000	46,000	65,000	65,000	0.00%
Total Non Operating Expense	21,261,755	34,593,482	44,499,714	44,925,046	0.96%
Total Expenses	46,317,887	64,803,640	86,804,785	92,137,194	6.14%
Net Income	\$ (5,859,102)	\$ 66,209,510	\$ (32,585,413)	\$ (26,344,361)	

Administration

Summary of Expenses:

	FY 2014 Budget	FY 2015 Budget	FY 2016 Proposed Budget	Increase (Decrease)
Salaries and Benefits	\$ 977,764	\$ 992,598	\$ 963,368	-2.94%
Administrative Expenses	132,100	166,800	169,100	1.38%
Operations and Maintenance	-	-	-	0.00%
Other Expenses	10,000	130,000	130,000	0.00%
Non Operating Expenses	65,000	65,000	65,000	0.00%
Total Expenses	1,184,864	1,354,398	1,327,468	-1.99%

FY 2016 Proposed Expenses by Category



- Salaries and Benefits
- Administrative Expenses
- Operations and Maintenance
- Other Expenses
- Non Operating Expenses

Authorized Personnel:

	Positions		
	FY 2014 Adopted	FY 2015 Proposed	FY 2016 Proposed
Executive Director	1	1	1
Deputy Director	1	1	1
Assistant to Executive Director	1	1	1
Receptionist	1	1	1
Intern*	1	1	1
Total Positions - Administration	5	5	5

*Not currently Filled

**FY 2016 Proposed Operating Budget
Administration**

Account Name	Budget Amount FY 2014	FY 2015 Actual as of 4/30/2015	Budget Amount FY 2015	Proposed Budget FY 2016	% Change From Prior Year
Salaries and Benefits					
Salaries & Wages					
Salary Expense-Regular	635,555	547,081	648,495	644,930	-0.55%
Part Time Salary Expense	12,000	-	12,000	12,000	0.00%
Overtime Salary Expense	3,000	-	3,000	3,000	0.00%
Salary Reserve	50,000	-	40,000	40,000	0.00%
Total Salaries	700,555	547,081	703,495	699,930	-0.51%
Benefits					
TCDRS	92,880	67,007	96,207	88,440	-8.07%
FICA	26,720	18,975	26,918	23,013	-14.51%
FICA MED	9,433	8,042	9,621	8,844	-8.08%
Health Insurance Expense	45,964	35,140	52,827	44,042	-16.63%
Life Insurance Expense	1,689	766	1,751	1,606	-8.28%
Auto Allowance Expense	10,200	2,125	10,200	10,200	0.00%
Other Benefits	86,723	68,727	87,979	83,693	-4.87%
Total Benefits	273,609	200,784	285,503	259,838	-8.99%
Payroll Taxes					
Unemployment Taxes	3,600	(3)	3,600	3,600	0.00%
Total Payroll Taxes	3,600	(3)	3,600	3,600	0.00%
Total Salaries and Benefits	977,764	747,861	992,598	963,368	-2.94%
Administrative					
Administrative and Office Expenses					
Human Resources	-	-	-	-	-
Cell Phones	3,600	2,309	3,600	3,600	0.00%
Overnight Delivery Services	500	92	500	250	-50.00%
Local Delivery Services	500	-	500	250	-50.00%
Repair & Maintenance-General	500	1,569	500	1,000	100.00%
Meeting Facilities	250	-	250	250	0.00%
Meeting Expense	10,000	6,585	10,000	10,000	0.00%
Toll Tag Expense	250	10	250	250	0.00%
Parking	1,000	2,150	2,700	2,700	0.00%
Mileage Reimbursement	1,500	1,787	3,500	3,500	0.00%
Total Administrative and Office Expenses	18,100	14,503	21,800	21,800	0.00%
Office Supplies					
Books & Publications	500	151	500	500	0.00%
Computer Supplies	500	-	500	3,000	500.00%
Office Supplies-Printed	500	266	500	500	0.00%
Misc Materials & Supplies	1,000	-	1,000	1,000	0.00%
Postage Expense	500	507	500	750	50.00%
Total Office Supplies	3,000	924	3,000	5,750	91.67%
Communications and Public Relations					
Research Services	-	-	-	50	-
Other Public Relations	-	20	25,000	25,000	-
Total Communications and Public Relations	-	20	25,000	25,050	-
Employee Development					
Subscriptions	1,000	-	1,000	500	-50.00%
Memberships	27,500	27,563	28,500	28,500	0.00%
Continuing Education	-	3,250	-	-	-
Professional Development	7,500	-	7,500	7,500	0.00%
Seminars and Conferences	15,000	14,688	20,000	20,000	0.00%
Travel	60,000	11,452	60,000	60,000	0.00%
Total Employee Development	111,000	56,953	117,000	116,500	-0.43%

**FY 2016 Proposed Operating Budget
Administration**

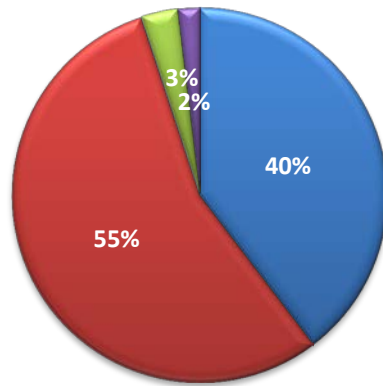
Account Name	Budget Amount FY 2014	FY 2015 Actual as of 4/30/2015	Budget Amount FY 2015	Proposed Budget FY 2016	% Change From Prior Year
Total Administrative	132,100	72,400	166,800	169,100	1.38%
Other Expenses					
Special Projects and Contingencies					
Other Contractual Svcs	-	46,609	100,000	100,000	
Contingency	10,000	-	30,000	30,000	0.00%
Total Special Projects and Contingencies	10,000	46,609	130,000	130,000	0.00%
Total Other Expenses	10,000	46,609	130,000	130,000	0.00%
Non Operating Expenses					
Community Initiatives	65,000	46,000	65,000	65,000	0.00%
Total Non Operating Expense	65,000	46,000	65,000	65,000	0.00%
Total Expenses	1,184,864	912,870	1,354,398	1,327,468	-1.99%

Financial Services

Summary of Expenses:

	FY 2014 Budget	FY 2015 Budget	FY 2016 Proposed Budget	Increase (Decrease)
Salaries and Benefits	\$ 647,268	\$ 697,256	\$ 743,720	6.66%
Administrative Expenses	850,450	1,044,850	1,036,500	-0.80%
Operations and Maintenance	10,600	60,000	60,000	0.00%
Other Expenses	10,705,000	23,729,000	26,098,000	9.98%
Non Operating Expenses	400,000	50,000	200,000	300.00%
Total Expenses	12,613,318	25,581,106	28,138,220	10.00%

FY 2016 Proposed Expenses by Category (Excludes non cash expenses)



■ Salaries and Benefits
 ■ Administrative Expenses
 ■ Operations and Maintenance
■ Other Expenses
 ■ Non Operating Expenses

Authorized Personnel:

	Positions		
	FY 2014 Adopted	FY 2015 Proposed	FY 2016 Proposed
CFO	1	1	1
Controller	1	1	1
Fiscal Analyst	1	1	1
Administrative Assistant (shared with Operations)	0	0	0.5
Total Positions - Financial Services	3	3	3.5

**FY 2016 Proposed Operating Budget
Financial Services**

Account Number	Account Name	Budget Amount FY 2014	FY 2015 Actual as of 4/30/2015	Budget Amount FY 2015	Proposed Budget FY 2016	% Change From Prior Year
Salaries and Wages						
Salaries & Wages						
51110	Salary Expense-Regular	485,055	405,240	508,700	553,787	8.86%
51115	Part Time Salary Expense	-	-	15,000	15,000	
51999	Total Salaries	485,055	405,240	523,700	568,787	8.61%
Benefits						
52320	TCDRS	70,333	56,953	73,762	74,499	1.00%
52340	FICA	20,054	14,238	20,642	20,889	1.20%
52360	FICA MED	7,033	5,899	7,376	7,450	1.00%
52380	Health Insurance Expense	29,305	24,163	34,806	34,806	0.00%
52400	Life Insurance Expense	1,310	634	1,373	1,387	1.02%
52500	Other Benefits	32,018	13,429	33,437	33,742	0.91%
52999	Total Benefits	160,053	115,315	171,396	172,773	0.80%
Payroll Taxes						
53100	Unemployment Taxes	2,160	20	2,160	2,160	0.00%
53999	Total Payroll Taxes	2,160	20	2,160	2,160	0.00%
	Total Salaries and Wages	647,268	520,575	697,256	743,720	6.66%
Administrative						
Administrative and Office Expenses						
61100	Accounting	12,000	6,026	5,000	7,500	50.00%
61105	Auditing	65,000	51,888	70,000	75,000	7.14%
61115	Human Resources	50,000	81,103	50,000	50,000	0.00%
61125	IT Services	55,000	35,485	55,000	1,000	-98.18%
61130	Internet	1,000	824	1,700	1,700	0.00%
61135	Software Licenses	17,000	17,180	20,000	20,000	0.00%
61140	Cell Phones	1,500	1,056	1,500	1,500	0.00%
61145	Local Telephone Service	10,000	8,675	10,000	10,000	0.00%
61150	Overnight Delivery Services	1,000	15	1,000	500	-50.00%
61155	Local Delivery Services	50	-	50	50	0.00%
61160	Copy Machine	10,000	9,280	7,500	12,000	60.00%
61180	Meeting Expense	1,500	389	1,500	1,000	-33.33%
61190	Toll Tag Expense	50	2	50	50	0.00%
61195	Parking	2,000	218	500	500	0.00%
61200	Mileage Reimbursement	500	159	500	500	0.00%
61300	Insurance Expense	90,000	76,678	180,000	180,000	0.00%
61350	Rent Expense	400,000	310,076	490,000	525,000	7.14%
61999	Total Administrative and Office Expenses	716,600	599,051	894,300	886,300	-0.89%
Office Supplies						
63100	Books & Publications					
63105	Office Supplies	10,000	6,548	12,000	12,000	0.00%
63110	Computer Supplies	12,000	7,158	12,000	12,000	0.00%
63115	Copy Supplies	2,200	939	2,200	2,200	0.00%
63120	Other Reports-Printing		414			
63125	Office Supplies-Printed	2,000	653	2,200	2,200	0.00%
63130	Misc Materials & Supplies					
63135	Postage Expense		16			
63999	Total Office Supplies	26,200	15,728	28,400	28,400	0.00%
Communications and Public Relations						
64575	Other Communication Expenses	1,000	122	1,000	1,000	0.00%
64999	Total Communications and Public Relations	1,000	122	1,000	1,000	0.00%
Employee Development						
66400	Subscriptions	350	491	350	500	42.86%
66450	Memberships	600	535	600	600	0.00%
66500	Continuing Education	5,000	170	3,000	2,000	-33.33%
66550	Professional Development	5,000	-	3,000	3,000	0.00%
66560	Other Licenses	200	-	200	200	0.00%
66600	Seminars and Conferences	4,500	3,675	7,500	7,500	0.00%

**FY 2016 Proposed Operating Budget
Financial Services**

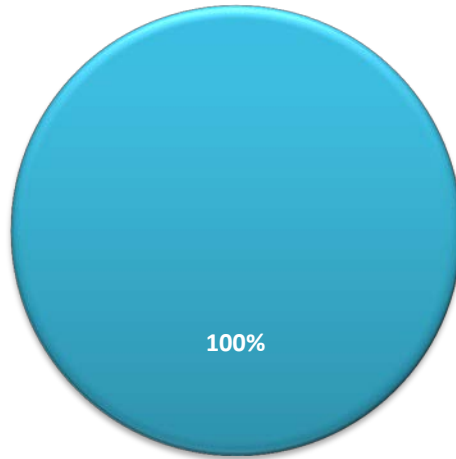
Account Number	Account Name	Budget Amount FY 2014	FY 2015 Actual as of 4/30/2015	Budget Amount FY 2015	Proposed Budget FY 2016	% Change From Prior Year
66700	Travel	10,000	7,355	10,000	10,000	0.00%
66999	Total Employee Development	25,650	12,226	24,650	23,800	-3.45%
Financing and Banking Fees						
68100	Trustee Fees	8,000	10,213	16,000	16,000	0.00%
68105	Bank Fee Expense	8,000	4,348	10,000	8,000	-20.00%
68110	Continuing Disclosure	4,000	9,441	8,500	10,000	17.65%
68115	Arbitrage Rebate Calculation	6,000	7,970	7,000	8,000	14.29%
68120	Loan Fee Expense	5,000	-	5,000	5,000	0.00%
68125	Rating Agency Expense	50,000	46,500	50,000	50,000	0.00%
68999	Total Financing and Banking Fees	81,000	78,472	96,500	97,000	0.52%
Total Administrative		850,450	705,599	1,044,850	1,036,500	-0.80%
Operations and Maintenance						
Operations and Maintenance Consulting						
71905	Traffic and Revenue Consultant	5,000	32,515	60,000	60,000	0.00%
71999	Total Operations and Maintenance Consulting	5,000	32,515	60,000	60,000	0.00%
Toll Operations Expense						
74120	Fire and Burglar Alarm	600	-	-	-	
74145	Telecommunications		364			
74155	Electricity	5,000				
74999	Total Toll Operations	5,600	364			
Total Operations and Maintenance		10,600	32,880	60,000	60,000	0.00%
Other Expenses						
Special Projects and Contingencies						
81200	Contingency	35,000	-	35,000	35,000	0.00%
81999	Total Special Projects and Contingencies	35,000	-	35,000	35,000	0.00%
Non Cash Expenses						
85025	Amortization Expense	25,000	222,210	120,000	275,000	129.17%
85050	Amort Expense - Refund Savings	-	856,550	1,300,000	1,030,000	
85100	Dep Exp- Furniture & Fixtures	14,000		14,000	5,000	-64.29%
85150	Dep Expense - Equipment	17,000	6,657	15,000	15,000	0.00%
85200	Dep Expense - Autos & Trucks	7,000	5,749	7,000	10,000	42.86%
85250	Dep Expense-Buildng & Toll Fac	100,000	147,596	200,000	200,000	0.00%
85300	Dep Expense-Highways & Bridges	9,000,000	13,844,237	19,000,000	20,000,000	5.26%
85350	Dep Expense-Communic Equip	175,000	163,429	200,000	250,000	25.00%
85400	Dep Expense-Toll Equipment	986,000	2,285,699	1,860,000	3,000,000	61.29%
85450	Dep Expense - Signs	175,000	268,643	350,000	350,000	0.00%
85500	Dep Expense-Land Improvemts	160,000	729,154	600,000	900,000	50.00%
85550	Depreciation Expense-Computers	11,000	21,997	28,000	28,000	0.00%
85999	Total Non Cash	10,670,000	18,551,920	23,694,000	26,063,000	10.00%
Total Other Expenses		10,705,000	18,551,920	23,729,000	26,098,000	9.98%
Non Operating Expenses						
90150	Bond issuance expense	400,000	177,924	50,000	200,000	300.00%
Total Non Operating Expense		400,000	177,924	50,000	200,000	300.00%
Total Expenses		12,613,318	19,988,897	25,581,106	28,138,220	10.00%

Debt Service

Summary of Expenses:

	FY 2014 Budget	FY 2015 Budget	FY 2016 Proposed Budget	Increase (Decrease)
Salaries and Benefits	\$ -	\$ -	\$ -	0.00%
Administrative Expenses	-	-	-	0.00%
Operations and Maintenance	-	-	-	0.00%
Other Expenses	-	-	-	0.00%
Non Operating Expenses	20,796,755	44,384,714	44,660,046	0.62%
Total Expenses	20,796,755	44,384,714	44,660,046	0.62%

FY 2016 Proposed Expenses by Category



■ Non Operating Expenses

**FY 2016 Proposed Operating Budget
Debt Service**

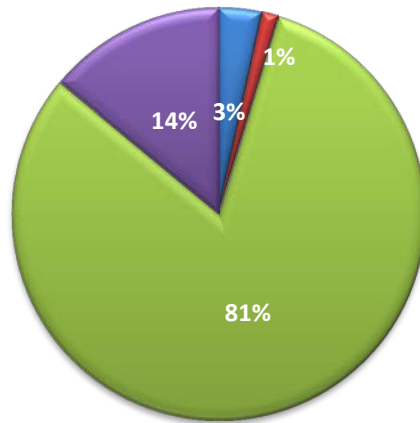
Account Name	Budget Amount FY 2014	FY 2015 Actual as of 4/30/2015	Budget Amount FY 2015	Proposed Budget FY 2016	% Change From Prior Year
Non Operating Expenses					
Interest Expense	20,796,755	34,369,558	44,384,714	44,660,046	0.62%
Total Non Operating Expense	20,796,755	34,369,558	44,384,714	44,660,046	0.62%
Total Expenses	20,796,755	34,369,558	44,384,714	44,660,046	0.62%

Toll Operations

Summary of Expenses:

	FY 2014 Budget	FY 2015 Budget	FY 2016 Proposed Budget	Increase (Decrease)
Salaries and Benefits	\$ 405,471	\$ 427,520	\$ 416,262	-2.63%
Administrative Expenses	42,775	44,200	160,575	263.29%
Operations and Maintenance	5,507,756	7,793,210	10,055,409	29.03%
Other Expenses	1,734,000	2,725,000	1,730,000	-36.51%
Non Operating Expenses	-	-	-	0.00%
Total Expenses	7,690,002	10,989,930	12,362,246	12.49%

FY 2016 Proposed Expenses by Category



- Salaries and Benefits
- Administrative Expenses
- Operations and Maintenance
- Other Expenses
- Non Operating Expenses

Authorized Personnel:

	Positions		
	FY 2014 Adopted	FY 2015 Proposed	FY 2016 Proposed
Operations Director	1	1	1
Customer Service and Toll Operations Manager	1	1	1
Administrative Assistant	1	1	1
Intern/Part time position*	0	1	0
Information Technology Director*	0	0	1
Administrative Assistant (shared with Finance)	0	0	0.5
Total Positions - Toll Operations	3	4	4.5

*Not currently filled

**FY 2016 Proposed Operating Budget
Toll Operations**

Account Name	Budget Amount FY 2014	FY 2015 Actual as of 4/30/2015	Budget Amount FY 2015	Proposed Budget FY 2016	% Change From Prior Year
Salaries and Benefits					
Salaries & Wages					
Salary Expense-Regular	283,232	237,431	292,840	295,768	1.00%
Part Time Salary Expense			15,000		
Total Salaries	283,232	237,431	307,840	295,768	-3.92%
Benefits					
TCDRS	41,069	33,039	42,462	42,886	1.00%
FICA	13,881	10,417	14,252	14,415	1.14%
FICA MED	4,107	3,375	4,246	4,289	1.01%
Health Insurance Expense	40,680	18,137	35,616	35,616	0.00%
Life Insurance Expense	765	490	791	799	1.01%
Other Benefits	19,577	11,869	20,153	20,329	0.87%
Total Benefits	120,079	77,327	117,520	118,334	0.69%
Payroll Taxes					
Unemployment Taxes	2,160	(11)	2,160	2,160	0.00%
Total Payroll Taxes	2,160	(11)	2,160	2,160	0.00%
Total Salaries and Benefits	405,471	314,747	427,520	416,262	-2.63%
Administrative					
Administrative and Office Expenses					
IT Services				55,000	
Internet	5,000	412	5,000	-	-100.00%
Software Licenses				55,400	
Cell Phones	1,200	800	1,800	1,800	0.00%
Analog Telephone Service	15,000	2,455	15,000	3,000	-80.00%
Copy Machine	-	-	500	-	-100.00%
Meeting Expense	200	1,350	200	1,000	400.00%
Toll Tag Expense	300	239	150	300	100.00%
Parking	25	48	50	75	50.00%
Mileage Reimbursement	1,500	695	1,500	1,500	0.00%
Total Administrative and Office Expenses	23,225	5,999	24,200	118,075	387.91%
Office Supplies					
Office Supplies		328			
Computer Supplies		2,273		3,000	
Misc Materials & Supplies	2,000	538	2,000	2,000	0.00%
Postage Expense	50		-		
Total Office Supplies	2,050	3,139	2,000	5,000	150.00%
Communications and Public Relations					
Research Services		15			
Advertising Expense		490		5,200	
Promotional Items				7,500	
Direct Mail Printing				6,300	
Other Communication Expenses		427		500	
Total Communications and Public Relations	-	932	-	19,500	
Employee Development					
Subscriptions					
Memberships	3,500	2,497	5,000	5,000	0.00%
Continuing Education	1,500		1,500	1,500	0.00%

**FY 2016 Proposed Operating Budget
Toll Operations**

Account Name	Budget Amount FY 2014	FY 2015 Actual as of 4/30/2015	Budget Amount FY 2015	Proposed Budget FY 2016	% Change From Prior Year
Professional Development	1,500		1,500	1,500	0.00%
Other Licenses		166			
Seminars and Conferences	4,000	1,520	3,000	3,000	0.00%
Travel	7,000	2,868	7,000	7,000	0.00%
Total Employee Development	17,500	7,051	18,000	18,000	0.00%
Total Administrative	42,775	17,121	44,200	160,575	263.29%

Operations and Maintenance

Operations and Maintenance Consulting

General Engineering Consultant	50,000		-		
GEC-Toll Ops Support			60,000	20,000	-66.67%
General System Consultant	175,000	111,927	175,000	175,000	0.00%
Total Ops and Maintenance Consulting	225,000	111,927	235,000	195,000	-17.02%

Road Operations and Maintenance

Landscape Maintenance		1,757			
Maintenance Supplies-Roadway	9,175	-	-	-	
Electricity - Roadways	175,000	108,438	150,000	160,000	6.67%
Total Road Operations and Maintenance	184,175	110,195	150,000	160,000	6.67%

Toll Processing and Collection Expense

Image Processing	1,260,000	1,898,229	3,000,791	4,527,740	50.88%
Tag Collection Fees	2,013,000	1,803,858	2,318,079	2,823,744	21.81%
Court Enforcement Costs	15,000	20,955	45,000	30,000	-33.33%
DMV Look-up Fees	-	2,754	7,000	4,000	-42.86%
Total Toll Processing and Collections	3,288,000	3,725,795	5,370,870	7,385,484	37.51%

Toll Operations Expense

Facility maintenance	-	67	-		
Generator Maintenance	20,000	6,300	27,700	10,000	-63.90%
Generator Fuel	9,000	749	6,000	6,000	0.00%
Fire and Burglar Alarm	3,060	370	-	500	
Elevator Maintenance	2,640	290	2,800	2,800	0.00%
Refuse	780	599	800	800	0.00%
Pest Control	1,536	1,988	1,600	1,600	0.00%
Custodial	4,440	2,581	5,440	2,000	-63.24%
Telecommunications	30,000	66,663	40,000	80,000	100.00%
Water	7,500	3,490	7,500	8,000	6.67%
ETC spare parts expense	30,000		130,000	-	-100.00%
Repair & Maintenance Toll Equip	5,000		5,000	500,000	9900.00%
Law Enforcement	250,000	188,888	257,500	265,225	3.00%
ETC Maintenance Contract	1,291,625	910,358	1,368,000	1,368,000	0.00%
ETC Development	125,000	-	125,000	-	-100.00%
ETC Testing	30,000	-	60,000	70,000	16.67%
Total Toll Operations	1,810,581	1,182,344	2,037,340	2,314,925	13.62%
Total Operations and Maintenance	5,507,756	5,130,261	7,793,210	10,055,409	29.03%

Other Expenses

Special Projects and Contingencies

**FY 2016 Proposed Operating Budget
Toll Operations**

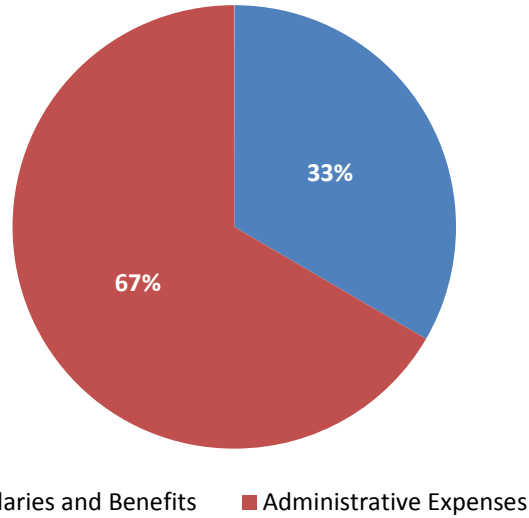
Account Name	Budget Amount FY 2014	FY 2015 Actual as of 4/30/2015	Budget Amount FY 2015	Proposed Budget FY 2016	% Change From Prior Year
HERO	1,629,000	1,063,904	1,400,000	1,400,000	0.00%
Special Projects	-	429,757	1,190,000	200,000	-83.19%
Other Contractual Svcs	-	-	30,000	30,000	0.00%
Contingency	105,000		105,000	100,000	-4.76%
Total Special Projects and Contingencies	1,734,000	1,493,662	2,725,000	1,730,000	-36.51%
Total Other Expenses	1,734,000	1,493,662	2,725,000	1,730,000	-36.51%
Total Expenses	7,690,002	6,955,790	10,989,930	12,362,246	12.49%

Communications

Summary of Expenses:

	FY 2014 Budget	FY 2015 Budget	FY 2016 Proposed Budget	Increase (Decrease)
Salaries and Benefits	\$ 216,043	\$ 148,433	\$ 395,878	166.70%
Administrative Expenses	431,700	698,300	789,300	13.03%
Operations and Maintenance	-	-	-	0.00%
Other Expenses	-	-	-	0.00%
Non Operating Expenses	-	-	-	0.00%
Total Expenses	647,743	846,733	1,185,178	39.97%

FY 2016 Proposed Expenses by Category



Authorized Personnel:

	Positions		
	FY 2014 Adopted	FY 2015 Proposed	FY 2016 Proposed
Communications Director	0	0	1
Community Relations Director**	1	1	1
Communications and Manager***	1	1	1
Communications and Specialist	1	0	0
Public Involvement Manager	1	1	1
Intern*	1	1	1
Total Positions - Communications	5	4	5

*Not currently filled

**This position is funded through project budgets

***Position moved from Administration to Communications in FY 2016

**FY 2016 Proposed Operating Budget
Communications Department**

Account Name	Budget Amount FY 2014	FY 2015 Actual as of 4/30/2015	Budget Amount FY 2015	Proposed Budget FY 2016	% Change From Prior Year
Salaries and Benefits					
Salaries & Wages					
Salary Expense-Regular	155,400	72,521	94,500	312,251	230.42%
Part Time Salary Expense	-	-	9,000	9,000	
Total Salaries	155,400	72,521	103,500	321,251	210.39%
Benefits					
TCDRS	22,533	10,240	13,703	23,526	71.69%
FICA	10,174	4,525	5,859	10,060	71.70%
FICA MED	2,253	1,059	1,370	2,353	71.75%
Health Insurance Expense	14,284	11,993	16,421	25,206	53.50%
Life Insurance Expense	420	157	255	438	71.76%
Other Benefits	10,259	542	6,605	11,604	75.69%
Total Benefits	59,923	28,516	44,213	73,187	65.53%
Payroll Taxes					
Unemployment Taxes	720	10	720	1,440	100.00%
Total Payroll Taxes	720	10	720	1,440	100.00%
Total Salaries and Benefits	216,043	101,047	148,433	395,878	166.70%
Administrative					
Administrative and Office Expenses					
IT Services	-	1,773	-	-	
Software Licenses	-	1,601	-	-	
Cell Phones	600	909	600	600	0.00%
Local Delivery Services	500	-	500	500	0.00%
Community/Meeting/ Events	5,000	-	5,000	2,000	-60.00%
Meeting Expense	500	30	500	500	0.00%
Public Notices	2,000	-	2,000	2,000	0.00%
Toll Tag Expense	100	-	100	100	0.00%
Parking	-	57	-	-	
Mileage Reimbursement	1,000	172	1,000	1,000	0.00%
Total Administrative and Office Expenses	9,700	4,541	9,700	6,700	-30.93%
Office Supplies					
Books & Publications	-	18	150	150	0.00%
Office Supplies	-	1,101	-	-	
Other Reports-Printing	10,000	139	13,000	13,000	0.00%
Postage Expense	5,000	-	5,000	5,000	0.00%
Total Office Supplies	15,000	1,258	18,150	18,150	0.00%
Communications and Public Relations					
Graphic Design Services	40,000	5,546	50,000	50,000	0.00%
Website Maintenance and Redesign	35,000	4,385	65,000	100,000	53.85%
Research Services	50,000	3,866	50,000	50,000	0.00%
Communications and Marketing	140,000	122,838	150,000	250,000	66.67%
Advertising Expense	60,000	53,298	260,000	220,000	-15.38%
Direct Mail	5,000	420	5,000	10,000	100.00%
Video Production	20,000	-	30,000	20,000	-33.33%
Photography	10,000	-	10,000	10,000	0.00%
Radio/broadcast	10,000	-	10,000	10,000	0.00%
Other Public Relations	2,500	-	2,500	2,500	0.00%
Promotional Items	10,000	6,979	10,000	10,000	0.00%
Displays	5,000	159	5,000	5,000	0.00%

**FY 2016 Proposed Operating Budget
Communications Department**

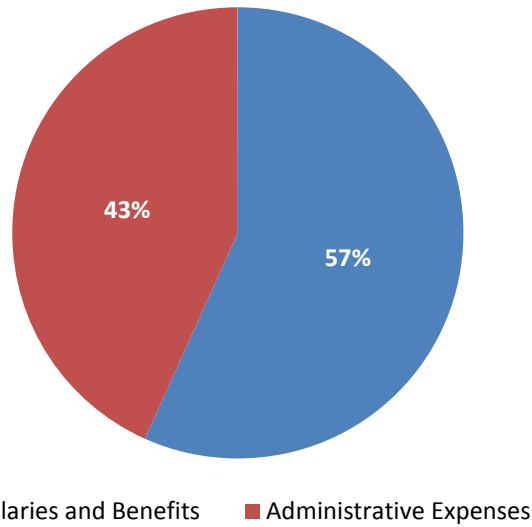
Account Name	Budget Amount FY 2014	FY 2015 Actual as of 4/30/2015	Budget Amount FY 2015	Proposed Budget FY 2016	% Change From Prior Year
Annual Report printing	7,000		10,000	14,000	40.00%
Direct Mail Printing	5,000		5,000	5,000	0.00%
Other Communication Expenses	-	290	-		
Total Communications and Public Relations	399,500	197,780	662,500	756,500	14.19%
Employee Development					
Subscriptions	500	806	500	500	0.00%
Memberships	1,000		1,000	1,000	0.00%
Continuing Education	-		250	250	0.00%
Professional Development	-		200	200	0.00%
Seminars and Conferences	3,000	950	3,000	3,000	0.00%
Travel	3,000		3,000	3,000	0.00%
Total Employee Development	7,500	1,756	7,950	7,950	0.00%
Total Administrative	431,700	205,334	698,300	789,300	13.03%
Total Expenses	647,743	306,381	846,733	1,185,178	39.97%

Legal Services

Summary of Expenses:

	FY 2014 Budget	FY 2015 Budget	FY 2016 Proposed Budget	Increase (Decrease)
Salaries and Benefits	\$ 308,979	\$ 318,737	\$ 321,684	0.92%
Administrative Expenses	278,800	348,800	245,100	-29.73%
Operations and Maintenance	-	-	-	0.00%
Other Expenses	700	700	-	-100.00%
Non Operating Expenses	-	-	-	0.00%
Total Expenses	588,479	668,237	566,784	-15.18%

FY 2016 Proposed Expenses by Category



Authorized Personnel:

	Positions		
	FY 2014 Adopted	FY 2015 Proposed	FY 2016 Proposed
Legal Counsel	1	1	1
Legal Assistant/Records Manager	1	1	1
Total Positions - Legal	2	2	2

**FY 2016 Proposed Operating Budget
Legal Services**

Account Name	Budget Amount FY 2014	FY 2015 Actual as of 4/30/2015	Budget Amount FY 2015	Proposed Budget FY 2015	% Change From Prior Year
Salaries and Benefits					
Salaries & Wages					
Salary Expense-Regular	223,906	177,009	230,591	232,897	1.00%
Total Salaries	223,906	177,009	230,591	232,897	1.00%
Benefits					
TCDRS	32,466	25,936	33,436	33,770	1.00%
FICA	10,490	7,924	10,797	10,926	1.19%
FICA MED	3,247	2,685	3,344	3,377	0.99%
Health Insurance Expense	21,905	16,591	23,185	23,185	0.00%
Life Insurance Expense	605	358	623	629	0.96%
Other Benefits	14,920	8,009	15,321	15,460	0.91%
Total Benefits	83,633	61,503	86,706	87,347	0.74%
Payroll Taxes					
Unemployment Taxes	1,440	(20)	1,440	1,440	0.00%
Total Payroll Taxes	1,440	(20)	1,440	1,440	0.00%
Total Salaries and Benefits	308,979	238,491	318,737	321,684	0.92%
Administrative					
Administrative and Office Expenses					
Legal	250,000	128,672	320,000	220,000	-31.25%
IT Services	8,000	4,760	8,000	8,000	0.00%
Software Licenses	200	157	200	700	250.00%
Cell Phones	600	450	600	600	0.00%
Overnight Delivery Services	200	-	200	100	-50.00%
Local Delivery Services	100	4	100	100	0.00%
Meeting Expense	5,000	191	5,000	2,000	-60.00%
Public Notices	-	-	-	-	
Toll Tag Expense	-	-	-	-	
Parking	50	87	50	100	100.00%
Mileage Reimbursement	250	28	250	100	-60.00%
Total Administrative and Office Expenses	264,400	134,348	334,400	231,700	-30.71%
Office Supplies					
Books, Publications, & Online Research	6,000	1,953	6,000	5,300	-11.67%
Computer Supplies				700	
Postage Expense	100		100	100	0.00%
Total Office Supplies	6,100	1,953	6,100	6,100	0.00%
Employee Development					
Memberships	2,000	605	2,000	2,000	0.00%
Continuing Education	800		800	800	0.00%
Seminars and Conferences	2,500	1,150	2,500	2,500	0.00%
Travel	3,000	866	3,000	2,000	-33.33%
Total Employee Development	8,300	2,622	8,300	7,300	-12.05%
Total Administrative	278,800	138,923	348,800	245,100	-29.73%

**FY 2016 Proposed Operating Budget
Legal Services**

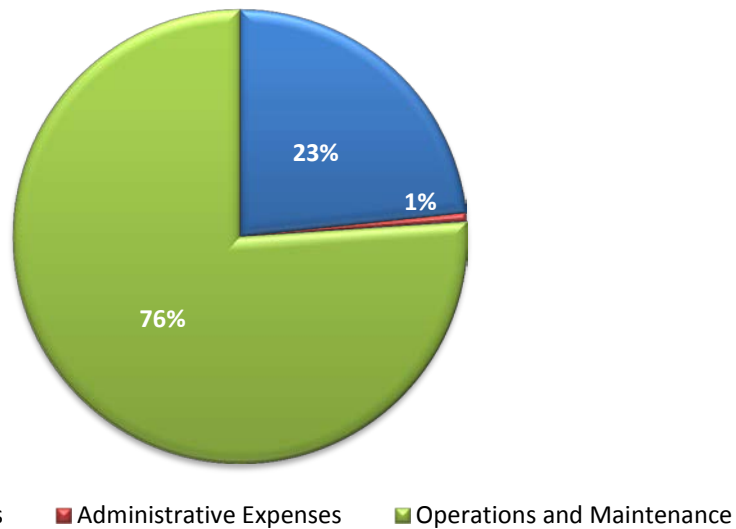
Account Name	Budget Amount FY 2014	FY 2015 Actual as of 4/30/2015	Budget Amount FY 2015	Proposed Budget FY 2015	% Change From Prior Year
Other Expenses					
<i>Special Projects and Contingencies</i>					
Other Contractual Svcs	200	-	200	-	-100.00%
Contingency	500	-	500	-	-100.00%
Total Special Projects and Contingencies	700	-	700	-	-100.00%
Total Other Expenses	700	-	700	-	-100.00%
Total Expenses	588,479	377,414	668,237	566,784	-15.18%

Engineering Services

Summary of Expenses:

	FY 2014 Budget	FY 2015 Budget	FY 2016 Proposed Budget	Increase (Decrease)
Salaries and Benefits	\$ 563,526	\$ 711,567	\$ 910,152	27.91%
Administrative Expenses	16,700	20,600	23,350	13.35%
Operations and Maintenance	2,216,500	2,247,500	2,963,750	31.87%
Other Expenses	-	-	-	0.00%
Non Operating Expenses	-	-	-	0.00%
Total Expenses	2,796,726	2,979,667	3,897,252	30.79%

FY 2016 Proposed Expenses by Category



Authorized Personnel:

	Positions		
	FY 2014 Adopted	FY 2015 Proposed	FY 2016 Proposed
Engineering Director	1	1	1
Project Management Director	0	1	1
Engineering Manager	1	1	1
Maintenance Position*	0	0	1
Construction and Maintenance Manager	1	1	1
Administrative Assistant	1	1	1
Total Positions - Engineering	4	5	6

*Not currently filled

**FY 2016 Proposed Operating Budget
Engineering Services**

Account Name	Budget Amount FY 2014	FY 2015 Actual as of 4/30/2015	Budget Amount FY 2015	Proposed Budget FY 2016	% Change From Prior Year
Salaries and Benefits					
Salaries & Wages					
Salary Expense-Regular	401,857	376,873	511,016	671,077	31.32%
Contractual Employees Expense	5,000	-	-	-	
Total Salaries	406,857	376,873	511,016	671,077	31.32%
Benefits					
TCDRS	58,269	53,158	74,597	86,431	15.86%
FICA	20,922	20,372	26,312	30,379	15.46%
FICA MED	5,827	5,489	7,460	8,643	15.86%
Health Insurance Expense	40,922	49,250	60,878	69,299	13.83%
Life Insurance Expense	1,085	737	1,110	1,609	44.95%
Other Benefits	26,764	15,418	27,314	39,114	43.20%
Total Benefits	153,789	144,424	197,671	235,475	19.12%
Payroll Taxes					
Unemployment Taxes	2,880	8	2,880	3,600	25.00%
Total Payroll Taxes	2,880	8	2,880	3,600	25.00%
Total Salaries and Benefits	563,526	521,306	711,567	910,152	27.91%
Administrative					
Administrative and Office Expenses					
Human Resources		750	-		
Cell Phones	2,500	3,777	4,000	5,500	37.50%
Overnight Delivery Services		22	-		
Repair & Maintenance-General		1,491	-		
Meeting Expense	100	-	500	500	0.00%
Toll Tag Expense	2,000	676	1,000	1,000	0.00%
Parking	100	101	100	100	0.00%
Mileage Reimbursement	2,000	1,168	3,000	3,000	0.00%
Total Administrative and Office Expenses	6,700	7,983	8,600	10,100	17.44%
Office Supplies					
Computer Supplies		2,221	-	1,500	
Office Supplies-Printed		154	-		
Misc Materials & Supplies	500	138	500	-	-100.00%
Total Office Supplies	500	2,512	500	1,500	200.00%
Communications and Public Relations					
Other Communication Expenses	-	4,800	-	-	
Total Communications and Public Relations	-	4,800	-	-	
Employee Development					
Continuing Education		100	-		
Professional Development	-	4,743	-	-	
Other Licenses	500	240	500	750	50.00%
Seminars and Conferences	3,000	4,245	3,000	5,000	66.67%
Travel	6,000	1,946	8,000	6,000	-25.00%
Total Employee Development	9,500	11,274	11,500	11,750	2.17%
Total Administrative	16,700	26,570	20,600	23,350	13.35%
Operations and Maintenance					
Operations and Maintenance Consulting					
General Engineering Consultant	625,000	-	520,500	250,000	-51.97%

**FY 2016 Proposed Operating Budget
Engineering Services**

Account Name	Budget Amount FY 2014	FY 2015 Actual as of 4/30/2015	Budget Amount FY 2015	Proposed Budget FY 2016	% Change From Prior Year
GEC-Trust Indenture Support	75,000	134,488	69,500	142,000	104.32%
GEC-Financial Planning Support	50,000	7,179	47,000	10,000	-78.72%
GEC-Toll Ops Support	5,000	7,522	-	-	
GEC-Roadway Ops Support	200,000	270,274	187,000	261,000	39.57%
GEC-Technology Support	35,000	-	150,000	15,000	-90.00%
GEC-Public Information Support	10,000	738	1,000	-	-100.00%
GEC-General Support	200,000	288,234	225,000	318,000	41.33%
Traffic and Revenue Consultant	-	11,248	-	-	
Total Ops and Maintenance Consulting	1,200,000	719,682	1,200,000	996,000	-17.00%
Road Operations and Maintenance					
Roadway Operations					
Roadway Maintenance	750,000	420,523	750,000	1,800,000	140.00%
Landscape Maintenance	250,000	136,261	250,000	110,000	-56.00%
Signal & Illumination Maint	-	63,365	-	20,000	
Maintenance Supplies-Roadway		251		30,000	
Tools & Equipment Expense	500	227	500	250	-50.00%
Gasoline	5,500	1,965	6,000	6,000	0.00%
Repair & Maintenance-Vehicles	500	2,558	1,000	1,500	50.00%
Electricity - Roadways	-		30,000	-	
Total Road Operations and Maintenance	1,006,500	625,151	1,037,500	1,967,750	89.66%
Toll Operations Expense					
Facility maintenance	-		-	-	
Emergency Maintenance	10,000		10,000	-	-100.00%
Total Toll Operations	10,000	-	10,000	-	-100.00%
Total Operations and Maintenance	2,216,500	1,344,832	2,247,500	2,963,750	31.87%
Other Expenses					
Special Projects and Contingencies					
Contingency	-	-	-	-	
Total Special Projects and Contingencies	-	-	-	-	
Total Other Expenses	-	-	-	-	
Total Expenses	2,796,726	1,892,708	2,979,667	3,897,252	30.79%

Consolidated Staffing Schedule

Authorized Personnel:

	Positions		
	FY 2014 Adopted	FY 2015 Adopted	FY 2016 Proposed
<u>Administration</u>			
Executive Director	1	1	1
Deputy Director	1	1	1
Assistant to Executive Director	1	1	1
Receptionist	1	1	1
Intern*	1	1	1
<u>Financial Services</u>			
CFO	1	1	1
Controller	1	1	1
Fiscal Analyst	1	1	1
Administrative Assistant (shared with Operations)*	0	0	0.5
<u>Toll Operations</u>			
Operations Director	1	1	1
Customer Service and Toll Operations Manager	1	1	1
Administrative Assistant	1	1	1
Information Technology Director*	0	0	1
Administrative Assistant (shared with Finance)*	0	0	0.5
Intern/Part-time position*	0	1	0
<u>Communications and Marketing</u>			
Communications Director	0	0	1
Community Relations Director**	1	1	1
Communications Manager	1	1	1
Public Outreach Manager	1	1	1
Communications and Marketing Specialist	1	0	0
Intern*	1	1	1
<u>Legal</u>			
Legal Counsel	1	1	1
Administrative Assistant	1	1	1
<u>Engineering</u>			
Engineering Director	1	1	1
Project Management Director	0	1	1
Engineering Manager	1	1	1
Maintenance*	0	0	1
Construction and Maintenance Manager	1	1	1
Administrative Assistant	1	1	1
Total Positions	22	23	26

*Positions currently not filled

**This position is funded through the MoPac Improvement Project

**Central Texas Regional Mobility Authority
FY 2016 Proposed Budget**

Capital Budget

Vehicle for Maintenance	\$ 25,000
Replace Phone System (total project \$45,000)	\$ 32,000
	<u>\$ 57,000</u>

Renewal and Replacement Fund

Beginning Balance July 1, 2015	\$ 511,000
Ending Balance - June 30, 2016	<u>\$ 511,000</u>

183A/183 Intersection Project

Balance July 1, 2015	\$ -
Transfer in from other RMA sources	2,300,000
183A/183 Intersection Project	(2,300,000)
Ending Balance - June 30, 2016	<u>\$ -</u>

**Central Texas Regional Mobility Authority
FY 2016 Proposed Budget**

System Operating Costs

Toll Operations	Operating Expenses	\$ 12,362,246
Finance Department	Insurance Expense	180,000
Finance Department	Trustee Expense	16,000
Finance Department	Salaries	286,128
Finance Department	Rent	525,000
Finance Department	Contractual	131,500
Finance Department	Materials and Supplies	21,300
Legal	Salaries	128,674
Legal	Contractual	110,000
Communications	Salaries	197,939
Communications	Contractual	265,000
Communications	Materials and Supplies	11,100
Engineering	Salaries	273,046
Engineering	Contractual	318,800
Administration	Salaries	530,987
 Total System Operating Costs		 <u><u>\$ 15,357,719</u></u>

**Central Texas Regional Mobility Authority
FY 2016 Proposed Budget**

**Debt Service Schedule
Fiscal Year 2016**

	Principal	Regular Interest	Accreted Interest	Capitalized Interest
2013 Senior Lien Refunding Bonds				
1/1/2016	4,675,000	3,813,875		
7/1/2016		3,697,000		
2013 Put Bonds*				
1/1/2016		450,000		
7/1/2016		582,750		
2013 Subordinate Lien Refunding Bonds				
1/1/2016	500,000	2,563,250		
7/1/2016		2,550,750		
2010 Senior Lien CABs				
1/1/2016			1,974,036	
7/1/2016			2,049,576	
2010 Senior Lien Current Interest Bonds				
1/1/2016		1,721,550		
7/1/2016		1,721,550		
2011 Senior Lien				
1/1/2016		8,946,606		
7/1/2016		8,946,606		
2011 Senior Lien CABs				
1/1/2016			402,499	
7/1/2016			414,998	
2011 Subordinated Lien				
1/1/2016		2,362,500		
7/1/2016		2,362,500		
2011 Regions Loan		100,000		
 Total Debt Service				
	<u>\$ 5,175,000</u>	<u>\$ 39,818,937</u>	<u>\$ 4,841,109</u>	<u>\$ -</u>

*Bonds to be refunded in FY 2016